



CUBLAS LIBRARY

DU-06702-001_v11.0 | August 2020

User Guide



Chapter 1.

INTRODUCTION

The cuBLAS library is an implementation of BLAS (Basic Linear Algebra Subprograms) on top of the NVIDIA®CUDA™ runtime. It allows the user to access the computational resources of NVIDIA Graphics Processing Unit (GPU).

The cuBLAS Library exposes three sets of API:

- ▶ The **cuBLAS API**, which is simply called cuBLAS API in this document (starting with CUDA 6.0),
- ▶ The **cuBLASXt API** (starting with CUDA 6.0), and
- ▶ The **cuBLASLt API** (starting with CUDA 10.1)

To use the cuBLAS API, the application must allocate the required matrices and vectors in the GPU memory space, fill them with data, call the sequence of desired cuBLAS functions, and then upload the results from the GPU memory space back to the host. The cuBLAS API also provides helper functions for writing and retrieving data from the GPU.

To use the cuBLASXt API, the application may have the data on the Host or any of the devices involved in the computation, and the Library will take care of dispatching the operation to, and transferring the data to, one or multiple GPUs present in the system, depending on the user request.

The cuBLASLt is a lightweight library dedicated to General Matrix-to-matrix Multiply (GEMM) operations with a new flexible API. This library adds flexibility in matrix data layouts, input types, compute types, and also in choosing the algorithmic implementations and heuristics through parameter programmability. After a set of options for the intended GEMM operation are identified by the user, these options can be used repeatedly for different inputs. This is analogous to how cuFFT and FFTW first create a plan and reuse for same size and type FFTs with different input data.

1.1. Data layout

For maximum compatibility with existing Fortran environments, the cuBLAS library uses column-major storage, and 1-based indexing. Since C and C++ use row-major storage, applications written in these languages can not use the native array semantics

for two-dimensional arrays. Instead, macros or inline functions should be defined to implement matrices on top of one-dimensional arrays. For Fortran code ported to C in mechanical fashion, one may choose to retain 1-based indexing to avoid the need to transform loops. In this case, the array index of a matrix element in row “i” and column “j” can be computed via the following macro

```
#define IDX2F(i,j,ld) (((j)-1)*(ld))+((i)-1)
```

Here, ld refers to the leading dimension of the matrix, which in the case of column-major storage is the number of rows of the allocated matrix (even if only a submatrix of it is being used). For natively written C and C++ code, one would most likely choose 0-based indexing, in which case the array index of a matrix element in row “i” and column “j” can be computed via the following macro

```
#define IDX2C(i,j,ld) ((j)*(ld)+(i))
```

1.2. New and Legacy cuBLAS API

Starting with version 4.0, the cuBLAS Library provides a new API, in addition to the existing legacy API. This section discusses why a new API is provided, the advantages of using it, and the differences with the existing legacy API.

The new cuBLAS library API can be used by including the header file “**cublas_v2.h**”. It has the following features that the legacy cuBLAS API does not have:

- ▶ The **handle** to the cuBLAS library context is initialized using the function and is explicitly passed to every subsequent library function call. This allows the user to have more control over the library setup when using multiple host threads and multiple GPUs. This also allows the cuBLAS APIs to be reentrant.
- ▶ The scalars α and β can be passed by reference on the host or the device, instead of only being allowed to be passed by value on the host. This change allows library functions to execute asynchronously using streams even when α and β are generated by a previous kernel.
- ▶ When a library routine returns a scalar result, it can be returned by reference on the host or the device, instead of only being allowed to be returned by value only on the host. This change allows library routines to be called asynchronously when the scalar result is generated and returned by reference on the device resulting in maximum parallelism.
- ▶ The error status **cublasStatus_t** is returned by all cuBLAS library function calls. This change facilitates debugging and simplifies software development. Note that **cublasStatus** was renamed **cublasStatus_t** to be more consistent with other types in the cuBLAS library.
- ▶ The **cublasAlloc()** and **cublasFree()** functions have been deprecated. This change removes these unnecessary wrappers around **cudaMalloc()** and **cudaFree()**, respectively.
- ▶ The function **cublasSetKernelStream()** was renamed **cublasSetStream()** to be more consistent with the other CUDA libraries.

The legacy cuBLAS API, explained in more detail in the Appendix A, can be used by including the header file “**cublas.h**”. Since the legacy API is identical to the

previously released cuBLAS library API, existing applications will work out of the box and automatically use this legacy API without any source code changes.

In general, new applications should not use the legacy cuBLAS API, and existing applications should convert to using the new API if it requires sophisticated and optimal stream parallelism, or if it calls cuBLAS routines concurrently from multiple threads.

For the rest of the document, the new cuBLAS Library API will simply be referred to as the cuBLAS Library API.

As mentioned earlier the interfaces to the legacy and the cuBLAS library APIs are the header file “`cublas.h`” and “`cublas_v2.h`”, respectively. In addition, applications using the cuBLAS library need to link against:

- ▶ The DSO `cublas.so` for Linux,
- ▶ The DLL `cublas.dll` for Windows, or
- ▶ The dynamic library `cublas.dylib` for Mac OS X.



The same dynamic library implements both the new and legacy cuBLAS APIs.

1.3. Example code

For sample code references please see the two examples below. They show an application written in C using the cuBLAS library API with two indexing styles

(Example 1. "Application Using C and cuBLAS: 1-based indexing" and Example 2. "Application Using C and cuBLAS: 0-based Indexing").

```
//Example 1. Application Using C and cuBLAS: 1-based indexing
//-----
#include <stdio.h>
#include <stdlib.h>
#include <math.h>
#include <cuda_runtime.h>
#include "cublas_v2.h"
#define M 6
#define N 5
#define IDX2F(i,j,ld) (((j)-1)*(ld))+((i)-1)

static __inline__ void modify (cublasHandle_t handle, float *m, int ldm, int
n, int p, int q, float alpha, float beta){
    cublasSscal (handle, n-q+1, &alpha, &m[IDX2F(p,q,ldm)], ldm);
    cublasSscal (handle, ldm-p+1, &beta, &m[IDX2F(p,q,ldm)], 1);
}

int main (void){
    cudaError_t cudaStat;
    cublasStatus_t stat;
    cublasHandle_t handle;
    int i, j;
    float* devPtrA;
    float* a = 0;
    a = (float *)malloc (M * N * sizeof (*a));
    if (!a) {
        printf ("host memory allocation failed");
        return EXIT_FAILURE;
    }
    for (j = 1; j <= N; j++) {
        for (i = 1; i <= M; i++) {
            a[IDX2F(i,j,M)] = (float)((i-1) * M + j);
        }
    }
    cudaStat = cudaMalloc ((void**)&devPtrA, M*N*sizeof(*a));
    if (cudaStat != cudaSuccess) {
        printf ("device memory allocation failed");
        return EXIT_FAILURE;
    }
    stat = cublasCreate(&handle);
    if (stat != CUBLAS_STATUS_SUCCESS) {
        printf ("CUBLAS initialization failed\n");
        return EXIT_FAILURE;
    }
    stat = cublasSetMatrix (M, N, sizeof(*a), a, M, devPtrA, M);
    if (stat != CUBLAS_STATUS_SUCCESS) {
        printf ("data download failed");
        cudaFree (devPtrA);
        cublasDestroy(handle);
        return EXIT_FAILURE;
    }
    modify (handle, devPtrA, M, N, 2, 3, 16.0f, 12.0f);
    stat = cublasGetMatrix (M, N, sizeof(*a), devPtrA, M, a, M);
    if (stat != CUBLAS_STATUS_SUCCESS) {
        printf ("data upload failed");
        cudaFree (devPtrA);
        cublasDestroy(handle);
        return EXIT_FAILURE;
    }
    cudaFree (devPtrA);
    cublasDestroy(handle);
    for (j = 1; j <= N; j++) {
        for (i = 1; i <= M; i++) {
            printf ("%7.0f", a[IDX2F(i,j,M)]);
        }
        printf ("\n");
    }
    free(a);
    return EXIT_SUCCESS;
}
```

```

-----
//Example 2. Application Using C and cuBLAS: 0-based indexing
//-----
#include <stdio.h>
#include <stdlib.h>
#include <math.h>
#include <cuda_runtime.h>
#include "cublas_v2.h"
#define M 6
#define N 5
#define IDX2C(i,j,ld) ((j)*(ld)+(i))

static __inline__ void modify (cublasHandle_t handle, float *m, int ldm, int
n, int p, int q, float alpha, float beta){
    cublasSscal (handle, n-q, &alpha, &m[IDX2C(p,q,ldm)], ldm);
    cublasSscal (handle, ldm-p, &beta, &m[IDX2C(p,q,ldm)], 1);
}

int main (void){
    cudaError_t cudaStat;
    cublasStatus_t stat;
    cublasHandle_t handle;
    int i, j;
    float* devPtrA;
    float* a = 0;
    a = (float *)malloc (M * N * sizeof (*a));
    if (!a) {
        printf ("host memory allocation failed");
        return EXIT_FAILURE;
    }
    for (j = 0; j < N; j++) {
        for (i = 0; i < M; i++) {
            a[IDX2C(i,j,M)] = (float)(i * M + j + 1);
        }
    }
    cudaStat = cudaMalloc ((void**)&devPtrA, M*N*sizeof(*a));
    if (cudaStat != cudaSuccess) {
        printf ("device memory allocation failed");
        return EXIT_FAILURE;
    }
    stat = cublasCreate(&handle);
    if (stat != CUBLAS_STATUS_SUCCESS) {
        printf ("CUBLAS initialization failed\n");
        return EXIT_FAILURE;
    }
    stat = cublasSetMatrix (M, N, sizeof(*a), a, M, devPtrA, M);
    if (stat != CUBLAS_STATUS_SUCCESS) {
        printf ("data download failed");
        cudaFree (devPtrA);
        cublasDestroy(handle);
        return EXIT_FAILURE;
    }
    modify (handle, devPtrA, M, N, 1, 2, 16.0f, 12.0f);
    stat = cublasGetMatrix (M, N, sizeof(*a), devPtrA, M, a, M);
    if (stat != CUBLAS_STATUS_SUCCESS) {
        printf ("data upload failed");
        cudaFree (devPtrA);
        cublasDestroy(handle);
        return EXIT_FAILURE;
    }
    cudaFree (devPtrA);
    cublasDestroy(handle);
    for (j = 0; j < N; j++) {
        for (i = 0; i < M; i++) {
            printf ("%7.0f", a[IDX2C(i,j,M)]);
        }
        printf ("\n");
    }
    free(a);
    return EXIT_SUCCESS;
}

```

Chapter 2.

USING THE CUBLAS API

2.1. General description

This section describes how to use the cuBLAS library API.

2.1.1. Error status

All cuBLAS library function calls return the error status `cublasStatus_t`.

2.1.2. cuBLAS context

The application must initialize the `handle` to the cuBLAS library context by calling the `cublasCreate()` function. Then, the handle is explicitly passed to every subsequent library function call. Once the application finishes using the library, it must call the function `cublasDestroy()` to release the resources associated with the cuBLAS library context.

This approach allows the user to explicitly control the library setup when using multiple host threads and multiple GPUs. For example, the application can use `cudaSetDevice()` to associate different devices with different host threads and in each of those host threads it can initialize a unique `handle` to the cuBLAS library context, which will use the particular device associated with that host thread. Then, the cuBLAS library function calls made with different `handle` will automatically dispatch the computation to different devices.

The device associated with a particular cuBLAS context is assumed to remain unchanged between the corresponding `cublasCreate()` and `cublasDestroy()` calls. In order for the cuBLAS library to use a different device in the same host thread, the application must set the new device to be used by calling `cudaSetDevice()` and then create another cuBLAS context, which will be associated with the new device, by calling `cublasCreate()`.

2.1.3. Thread Safety

The library is thread safe and its functions can be called from multiple host threads, even with the same `handle`. When multiple threads share the same handle, extreme care needs to be taken when the handle configuration is changed because that change will affect potentially subsequent cuBLAS calls in all threads. It is even more true for the destruction of the handle. So it is not recommended that multiple thread share the same cuBLAS handle.

2.1.4. Results reproducibility

By design, all cuBLAS API routines from a given toolkit version, generate the same bit-wise results at every run when executed on GPUs with the same architecture and the same number of SMs. However, bit-wise reproducibility is not guaranteed across toolkit versions because the implementation might differ due to some implementation changes.

This guarantee holds when a single CUDA stream is active only. If multiple concurrent streams are active, the library may optimize total performance by picking different internal implementations.

Note: The non-deterministic behavior of multi-stream execution is due to library optimizations in selecting internal workspace for the routines running in parallel streams. To avoid this effect user can either:

- ▶ provide a separate workspace for each used stream using the `cublasSetWorkspace()` function, or
- ▶ have one cuBLAS handle per stream, or
- ▶ use `cublasLtMatmul()` instead of `*gemm*()` family of functions and provide user owned workspace, or
- ▶ set a debug environment variable `CUBLAS_WORKSPACE_CONFIG` to `":16:8"` (may limit overall performance) or `":4096:8"` (will increase library footprint in GPU memory by approximately 24MiB).

Any of those settings will allow for deterministic behavior even with multiple concurrent streams sharing a single cuBLAS handle.

This behavior is expected to change in a future release.

For some routines such as `cublas<t>symv` and `cublas<t>hemv`, an alternate significantly faster routine can be chosen using the routine `cublasSetAtomicMode()`. In that case, the results are not guaranteed to be bit-wise reproducible because atomics are used for the computation.

2.1.5. Scalar Parameters

There are two categories of the functions that use scalar parameters :

- ▶ Functions that take `alpha` and/or `beta` parameters by reference on the host or the device as scaling factors, such as `gemm`.
- ▶ Functions that return a scalar result on the host or the device such as `amax()`, `amin`, `asum()`, `rotg()`, `rotmg()`, `dot()` and `nrm2()`.

For the functions of the first category, when the pointer mode is set to `CUBLAS_POINTER_MODE_HOST`, the scalar parameters `alpha` and/or `beta` can be on the stack or allocated on the heap. Underneath, the CUDA kernels related to those functions will be launched with the value of `alpha` and/or `beta`. Therefore if they were allocated on the heap, they can be freed just after the return of the call even though the kernel launch is asynchronous. When the pointer mode is set to `CUBLAS_POINTER_MODE_DEVICE`, `alpha` and/or `beta` must be accessible on the device and their values should not be modified until the kernel is done. Note that since `cudaFree()` does an implicit `cudaDeviceSynchronize()`, `cudaFree()` can still be called on `alpha` and/or `beta` just after the call but it would defeat the purpose of using this pointer mode in that case.

For the functions of the second category, when the pointer mode is set to `CUBLAS_POINTER_MODE_HOST`, these functions block the CPU, until the GPU has completed its computation and the results have been copied back to the Host. When the pointer mode is set to `CUBLAS_POINTER_MODE_DEVICE`, these functions return immediately. In this case, similar to matrix and vector results, the scalar result is ready only when execution of the routine on the GPU has completed. This requires proper synchronization in order to read the result from the host.

In either case, the pointer mode `CUBLAS_POINTER_MODE_DEVICE` allows the library functions to execute completely asynchronously from the Host even when `alpha` and/or `beta` are generated by a previous kernel. For example, this situation can arise when iterative methods for solution of linear systems and eigenvalue problems are implemented using the cuBLAS library.

2.1.6. Parallelism with Streams

If the application uses the results computed by multiple independent tasks, CUDA™ streams can be used to overlap the computation performed in these tasks.

The application can conceptually associate each stream with each task. In order to achieve the overlap of computation between the tasks, the user should create CUDA™ streams using the function `cudaStreamCreate()` and set the stream to be used by each individual cuBLAS library routine by calling `cublasSetStream()` just before calling the actual cuBLAS routine. Note that `cublasSetStream()` resets the user-provided workspace to the default workspace pool; see `cublasSetWorkspace()`. Then, the computation performed in separate streams would be overlapped automatically when possible on the GPU. This approach is especially useful when the computation performed by a single task is relatively small and is not enough to fill the GPU with work.

We recommend using the new cuBLAS API with scalar parameters and results passed by reference in the device memory to achieve maximum overlap of the computation when using streams.

A particular application of streams, batching of multiple small kernels, is described in the following section.

2.1.7. Batching Kernels

In this section, we explain how to use streams to batch the execution of small kernels. For instance, suppose that we have an application where we need to make many small independent matrix-matrix multiplications with dense matrices.

It is clear that even with millions of small independent matrices we will not be able to achieve the same *GFLOPS* rate as with a one large matrix. For example, a single $n \times n$ large matrix-matrix multiplication performs n^3 operations for n^2 input size, while $1024 \times \frac{n}{32} \times \frac{n}{32}$ small matrix-matrix multiplications perform $1024 \left(\frac{n}{32}\right)^3 = \frac{n^3}{32}$ operations for the same input size. However, it is also clear that we can achieve a significantly better performance with many small independent matrices compared with a single small matrix.

The architecture family of GPUs allows us to execute multiple kernels simultaneously. Hence, in order to batch the execution of independent kernels, we can run each of them in a separate stream. In particular, in the above example we could create 1024 CUDA™ streams using the function `cudaStreamCreate()`, then preface each call to `cublas<t>gemm()` with a call to `cublasSetStream()` with a different stream for each of the matrix-matrix multiplications (note that `cublasSetStream()` resets user-provided workspace to the default workspace pool, see `cublasSetWorkspace()`). This will ensure that when possible the different computations will be executed concurrently. Although the user can create many streams, in practice it is not possible to have more than 32 concurrent kernels executing at the same time.

2.1.8. Cache configuration

On some devices, L1 cache and shared memory use the same hardware resources. The cache configuration can be set directly with the CUDA Runtime function `cudaDeviceSetCacheConfig`. The cache configuration can also be set specifically for some functions using the routine `cudaFuncSetCacheConfig`. Please refer to the CUDA Runtime API documentation for details about the cache configuration settings.

Because switching from one configuration to another can affect kernels concurrency, the cuBLAS Library does not set any cache configuration preference and relies on the current setting. However, some cuBLAS routines, especially Level-3 routines, rely heavily on shared memory. Thus the cache preference setting might affect adversely their performance.

2.1.9. Static Library support

Starting with release 6.5, the cuBLAS Library is also delivered in a static form as `libcublas_static.a` on Linux and Mac OSes. The static cuBLAS library and all other static math libraries depend on a common thread abstraction layer library called `libcublibos.a`.

For example, on Linux, to compile a small application using cuBLAS, against the dynamic library, the following command can be used:

```
nvcc myCublasApp.c -lcublas -o myCublasApp
```

Whereas to compile against the static cuBLAS library, the following command must be used:

```
nvcc myCublasApp.c -lcublas_static -lcublibos -o myCublasApp
```

It is also possible to use the native Host C++ compiler. Depending on the Host operating system, some additional libraries like **pthread** or **dl** might be needed on the linking line. The following command on Linux is suggested :

```
g++ myCublasApp.c -lcublas_static -lcublibos -lcudart_static -lpthread -ldl -I <cuda-toolkit-path>/include -L <cuda-toolkit-path>/lib64 -o myCublasApp
```

Note that in the latter case, the library **cuda** is not needed. The CUDA Runtime will try to open explicitly the **cuda** library if needed. In the case of a system which does not have the CUDA driver installed, this allows the application to gracefully manage this issue and potentially run if a CPU-only path is available.

2.1.10. GEMM Algorithms Numerical Behavior

Some GEMM algorithms split the computation along the dimension K to increase the GPU occupancy, especially when the dimension K is large compared to dimensions M and N. When this type of algorithm is chosen by the cuBLAS heuristics or explicitly by the user, the results of each split is summed deterministically into the resulting matrix to get the final result.

For the routines **cublas<t>gemmEx** and **cublasGemmEx**, when the compute type is greater than the output type, the sum of the split chunks can potentially lead to some intermediate overflows thus producing a final resulting matrix with some overflows. Those overflows might not have occurred if all the dot products had been accumulated in the compute type before being converted at the end in the output type. This computation side-effect can be easily exposed when the computeType is **CUDA_R_32F** and Atype, Btype and Ctype are in **CUDA_R_16F**. This behavior can be controlled using the compute precision mode **CUBLAS_MATH_DISALLOW_REDUCED_PRECISION_REDUCTION** with **cublasSetMathMode()**

2.1.11. Tensor Core Usage

Tensor cores were first introduced with Volta GPUs (compute capability \geq **sm_70**) and significantly accelerate matrix multiplications. Starting with cuBLAS version 11.0.0, the library will automatically make use of Tensor Core capabilities wherever possible, unless they are explicitly disabled by selecting pedantic compute modes in cuBLAS (see **cublasSetMathMode()**, **cublasMath_t**, **cublasSetMathMode()**).

It should be noted that the library will pick a Tensor Core enabled implementation wherever it determines that it would provide the best performance.

Starting with cuBLAS version 11.0.0 there are no longer any restriction on matrix dimensions and memory alignments to use Tensor Cores. However, the best performance when using Tensor Cores can be achieved when the matrix dimensions and

pointers meet certain memory alignment requirements. Specifically, all of the following conditions must be satisfied to get the most performance out of Tensor Cores:

- ▶ `m % 8 == 0`
- ▶ `k % 8 == 0`
- ▶ `op_B == CUBLAS_OP_N || n%8 == 0`
- ▶ `intptr_t(A) % 16 == 0`
- ▶ `intptr_t(B) % 16 == 0`
- ▶ `intptr_t(C) % 16 == 0`
- ▶ `intptr_t(A+lda) % 16 == 0`
- ▶ `intptr_t(B+ldb) % 16 == 0`
- ▶ `intptr_t(C+ldc) % 16 == 0`

2.1.12. CUDA Graphs Support

cuBLAS routines can be captured in CUDA Graph stream capture without restrictions in most situations.

The exception are routines that output results into host buffers (e.g. `cublas<t>dot` while pointer mode `CUBLAS_POINTER_MODE_HOST` is configured), as it enforces synchronization.

For input coefficients (like `alpha`, `beta`) behavior depends on the pointer mode setting:

- ▶ In the case of `CUBLAS(LT)_POINTER_MODE_HOST` coefficient values are captured in the graph.
- ▶ In the case of pointer modes with device pointers - coefficient value is accessed using the device pointer at the time of graph execution.

NOTE: Every time cuBLAS routines are captured in a new CUDA Graph, cuBLAS will allocate workspace memory on the device. This memory is only freed when the cuBLAS handle used during capture is deleted. To avoid this, use `cublasSetWorkspace()` function to provide user owned workspace memory.

2.2. cuBLAS Datatypes Reference

2.2.1. `cublasHandle_t`

The `cublasHandle_t` type is a pointer type to an opaque structure holding the cuBLAS library context. The cuBLAS library context must be initialized using `cublasCreate()` and the returned handle must be passed to all subsequent library function calls. The context should be destroyed at the end using `cublasDestroy()`.

2.2.2. `cublasStatus_t`

The type is used for function status returns. All cuBLAS library functions return their status, which can have the following values.

Value	Meaning
<code>CUBLAS_STATUS_SUCCESS</code>	The operation completed successfully.
<code>CUBLAS_STATUS_NOT_INITIALIZED</code>	<p>The cuBLAS library was not initialized. This is usually caused by the lack of a prior <code>cublasCreate()</code> call, an error in the CUDA Runtime API called by the cuBLAS routine, or an error in the hardware setup.</p> <p>To correct: call <code>cublasCreate()</code> prior to the function call; and check that the hardware, an appropriate version of the driver, and the cuBLAS library are correctly installed.</p>
<code>CUBLAS_STATUS_ALLOC_FAILED</code>	<p>Resource allocation failed inside the cuBLAS library. This is usually caused by a <code>cudaMalloc()</code> failure.</p> <p>To correct: prior to the function call, deallocate previously allocated memory as much as possible.</p>
<code>CUBLAS_STATUS_INVALID_VALUE</code>	<p>An unsupported value or parameter was passed to the function (a negative vector size, for example).</p> <p>To correct: ensure that all the parameters being passed have valid values.</p>
<code>CUBLAS_STATUS_ARCH_MISMATCH</code>	<p>The function requires a feature absent from the device architecture; usually caused by the lack of support for double precision.</p> <p>To correct: compile and run the application on a device with appropriate compute capability, which is 1.3 for double precision.</p>
<code>CUBLAS_STATUS_MAPPING_ERROR</code>	<p>An access to GPU memory space failed, which is usually caused by a failure to bind a texture.</p> <p>To correct: prior to the function call, unbind any previously bound textures.</p>
<code>CUBLAS_STATUS_EXECUTION_FAILED</code>	<p>The GPU program failed to execute. This is often caused by a launch failure of the kernel on the GPU, which can be caused by multiple reasons.</p> <p>To correct: check that the hardware, an appropriate version of the driver, and the cuBLAS library are correctly installed.</p>
<code>CUBLAS_STATUS_INTERNAL_ERROR</code>	<p>An internal cuBLAS operation failed. This error is usually caused by a <code>cudaMemcpyAsync()</code> failure.</p> <p>To correct: check that the hardware, an appropriate version of the driver, and the cuBLAS library are correctly installed. Also, check that the memory passed as a parameter to the routine is not being deallocated prior to the routine's completion.</p>
<code>CUBLAS_STATUS_NOT_SUPPORTED</code>	The functionality requested is not supported
<code>CUBLAS_STATUS_LICENSE_ERROR</code>	The functionality requested requires some license and an error was detected when trying to check

Value	Meaning
	the current licensing. This error can happen if the license is not present or is expired or if the environment variable NVIDIA_LICENSE_FILE is not set properly.

2.2.3. cublasOperation_t

The `cublasOperation_t` type indicates which operation needs to be performed with the dense matrix. Its values correspond to Fortran characters `'N'` or `'n'` (non-transpose), `'T'` or `'t'` (transpose) and `'C'` or `'c'` (conjugate transpose) that are often used as parameters to legacy BLAS implementations.

Value	Meaning
<code>CUBLAS_OP_N</code>	the non-transpose operation is selected
<code>CUBLAS_OP_T</code>	the transpose operation is selected
<code>CUBLAS_OP_C</code>	the conjugate transpose operation is selected

2.2.4. cublasFillMode_t

The type indicates which part (lower or upper) of the dense matrix was filled and consequently should be used by the function. Its values correspond to Fortran characters `'L'` or `'l'` (lower) and `'U'` or `'u'` (upper) that are often used as parameters to legacy BLAS implementations.

Value	Meaning
<code>CUBLAS_FILL_MODE_LOWER</code>	the lower part of the matrix is filled
<code>CUBLAS_FILL_MODE_UPPER</code>	the upper part of the matrix is filled
<code>CUBLAS_FILL_MODE_FULL</code>	the full matrix is filled

2.2.5. cublasDiagType_t

The type indicates whether the main diagonal of the dense matrix is unity and consequently should not be touched or modified by the function. Its values correspond to Fortran characters `'N'` or `'n'` (non-unit) and `'U'` or `'u'` (unit) that are often used as parameters to legacy BLAS implementations.

Value	Meaning
<code>CUBLAS_DIAG_NON_UNIT</code>	the matrix diagonal has non-unit elements
<code>CUBLAS_DIAG_UNIT</code>	the matrix diagonal has unit elements

2.2.6. cublasSideMode_t

The type indicates whether the dense matrix is on the left or right side in the matrix equation solved by a particular function. Its values correspond to Fortran characters `'L'`

or 'l' (left) and 'R' or 'r' (right) that are often used as parameters to legacy BLAS implementations.

Value	Meaning
CUBLAS_SIDE_LEFT	the matrix is on the left side in the equation
CUBLAS_SIDE_RIGHT	the matrix is on the right side in the equation

2.2.7. cublasPointerMode_t

The `cublasPointerMode_t` type indicates whether the scalar values are passed by reference on the host or device. It is important to point out that if several scalar values are present in the function call, all of them must conform to the same single pointer mode. The pointer mode can be set and retrieved using `cublasSetPointerMode()` and `cublasGetPointerMode()` routines, respectively.

Value	Meaning
CUBLAS_POINTER_MODE_HOST	the scalars are passed by reference on the host
CUBLAS_POINTER_MODE_DEVICE	the scalars are passed by reference on the device

2.2.8. cublasAtomicsMode_t

The type indicates whether cuBLAS routines which has an alternate implementation using atomics can be used. The atomics mode can be set and queried using `cublasSetAtomicsMode()` and `cublasGetAtomicsMode()` and routines, respectively.

Value	Meaning
CUBLAS_ATOMICS_NOT_ALLOWED	the usage of atomics is not allowed
CUBLAS_ATOMICS_ALLOWED	the usage of atomics is allowed

2.2.9. cublasGemmAlgo_t

`cublasGemmAlgo_t` type is an enumerant to specify the algorithm for matrix-matrix multiplication on GPU architectures up to `sm_75`. On `sm_80` and newer GPU architectures, this enumerant has no effect. cuBLAS has the following algorithm options:

Value	Meaning
CUBLAS_GEMM_DEFAULT	Apply Heuristics to select the GEMM algorithm
CUBLAS_GEMM_ALGO0 to CUBLAS_GEMM_ALGO23	Explicitly choose an Algorithm [0,23]. Note: Doesn't have effect on NVIDIA Ampere architecture GPUs and newer.
CUBLAS_GEMM_DEFAULT_TENSOR_OP[DEPRECATED]	This mode is deprecated and will be removed in a future release. Apply Heuristics to select the GEMM algorithm, while allowing use of reduced precision CUBLAS_COMPUTE_32F_FAST_16F kernels (for backward compatibility).

Value	Meaning
<code>CUBLAS_GEMM_ALGO0_TENSOR_OP</code> to <code>CUBLAS_GEMM_ALGO15_TENSOR_OP</code> [DEPRECATED]	Those values are deprecated and will be removed in a future release. Explicitly choose a Tensor core GEMM Algorithm [0,15]. Allows use of reduced precision <code>CUBLAS_COMPUTE_32F_FAST_16F</code> kernels (for backward compatibility). Note: Doesn't have effect on NVIDIA Ampere architecture GPUs and newer.

2.2.10. `cublasMath_t`

`cublasMath_t` enumerate type is used in `cublasSetMathMode()` to choose compute precision modes as defined below. Since this setting does not directly control the use of Tensor Cores, the mode `CUBLAS_TENSOR_OP_MATH` is being deprecated and will be removed in a future release.

Value	Meaning
<code>CUBLAS_DEFAULT_MATH</code>	This is the default and highest-performance mode that uses compute and intermediate storage precisions with at least the same number of mantissa and exponent bits as requested. Tensor Cores will be used whenever possible.
<code>CUBLAS_PEDANTIC_MATH</code>	This mode uses the prescribed precision and standardized arithmetic for all phases of calculations and is primarily intended for numerical robustness studies, testing, and debugging. This mode might not be as performant as the other modes.
<code>CUBLAS_TF32_TENSOR_OP_MATH</code>	Enable acceleration of single precision routines using TF32 tensor cores.
<code>CUBLAS_MATH_DISALLOW_REduced_PRECISION_RE</code>	Forces any reductions during matrix multiplications to use the accumulator type (i.e., compute type) and not the output type in case of mixed precision routines where output type precision is less than the compute type precision. This is a flag that can be set (using a bitwise or operation) alongside any of the other values.
<code>CUBLAS_TENSOR_OP_MATH</code> [DEPRECATED]	This mode is deprecated and will be removed in a future release. Allows the library to use Tensor Core operations whenever possible. For single precision GEMM routines cuBLAS will use the <code>CUBLAS_COMPUTE_32F_FAST_16F</code> compute type.

2.2.11. `cublasComputeType_t`

`cublasComputeType_t` enumerate type is used in `cublasGemmEx` and `cublasLtMatmul` (including all batched and strided batched variants) to choose compute precision modes as defined below.

Value	Meaning
<code>CUBLAS_COMPUTE_16F</code>	This is the default and highest-performance mode for 16-bit half precision floating point and all compute and intermediate storage precisions with at least 16-bit half precision. Tensor Cores will be used whenever possible.
<code>CUBLAS_COMPUTE_16F_PEDANTIC</code>	This mode uses 16-bit half precision floating point standardized arithmetic for all phases of calculations and is primarily intended for numerical robustness studies, testing, and debugging. This mode might not be as performant as the other modes since it disables use of tensor cores.
<code>CUBLAS_COMPUTE_32F</code>	This is the default 32-bit single precision floating point and uses compute and intermediate storage precisions of at least 32-bits.
<code>CUBLAS_COMPUTE_32F_PEDANTIC</code>	Uses 32-bit single precision floatin point arithmetic for all phases of calculations and also disables algorithmic optimizations such as Gaussian complexity reduction (3M).
<code>CUBLAS_COMPUTE_32F_FAST_16F</code>	Allows the library to use Tensor Cores with automatic down-conversion and 16-bit half-precision compute for 32-bit input and output matrices.
<code>CUBLAS_COMPUTE_32F_FAST_16BF</code>	Allows the library to use Tensor Cores with automatic down-convesion and bfloat16 compute for 32-bit input and output matrices. See Alternate Floating Point section for more details on bfloat16.
<code>CUBLAS_COMPUTE_32F_FAST_TF32</code>	Allows the library to use Tensor Cores with TF32 compute for 32-bit input and output matrices. See Alternate Floating Point section for more details on TF32 compute.
<code>CUBLAS_COMPUTE_64F</code>	This is the default 64-bit double precision floating point and uses compute and intermediate storage precisions of at least 64-bits.
<code>CUBLAS_COMPUTE_64F_PEDANTIC</code>	Uses 64-bit double precision floatin point arithmetic for all phases of calculations and also disables algorithmic optimizations such as Gaussian complexity reduction (3M).
<code>CUBLAS_COMPUTE_32I</code>	This is the default 32-bit integer mode and uses compute and intermediate storage precisions of at least 32-bits.
<code>CUBLAS_COMPUTE_32I_PEDANTIC</code>	Uses 32-bit integer arithmetic for all phases of calculations.

NOTE: Setting the environment variable `NVIDIA_TF32_OVERRIDE = 0` will override any defaults or programmatic configuration of NVIDIA libraries, and consequently, cuBLAS will not accelerate FP32 computations with TF32 tensor cores.

2.3. CUDA Datatypes Reference

The chapter describes types shared by multiple CUDA Libraries and defined in the header file `library_types.h`.

2.3.1. cudaDataType_t

The `cudaDataType_t` type is an enumerant to specify the data precision. It is used when the data reference does not carry the type itself (e.g void *)

For example, it is used in the routine `cublasSgemvEx`.

Value	Meaning
<code>CUDA_R_16F</code>	the data type is 16-bit real half precision floating-point
<code>CUDA_C_16F</code>	the data type is 16-bit complex half precision floating-point
<code>CUDA_R_16BF</code>	the data type is 16-bit real bfloat16 floating-point
<code>CUDA_C_16BF</code>	the data type is 16-bit complex bfloat16 floating-point
<code>CUDA_R_32F</code>	the data type is 32-bit real single precision floating-point
<code>CUDA_C_32F</code>	the data type is 32-bit complex single precision floating-point
<code>CUDA_R_64F</code>	the data type is 64-bit real double precision floating-point
<code>CUDA_C_64F</code>	the data type is 64-bit complex double precision floating-point
<code>CUDA_R_8I</code>	the data type is 8-bit real signed integer
<code>CUDA_C_8I</code>	the data type is 8-bit complex signed integer
<code>CUDA_R_8U</code>	the data type is 8-bit real unsigned integer
<code>CUDA_C_8U</code>	the data type is 8-bit complex unsigned integer
<code>CUDA_R_32I</code>	the data type is 32-bit real signed integer
<code>CUDA_C_32I</code>	the data type is 32-bit complex signed integer

2.3.2. libraryPropertyType_t

The `libraryPropertyType_t` is used as a parameter to specify which property is requested when using the routine `cublasGetProperty`

Value	Meaning
MAJOR_VERSION	enumerant to query the major version
MINOR_VERSION	enumerant to query the minor version
PATCH_LEVEL	number to identify the patch level

2.4. cuBLAS Helper Function Reference

2.4.1. cublasCreate()

```
cublasStatus_t
cublasCreate(cublasHandle_t *handle)
```

This function initializes the cuBLAS library and creates a handle to an opaque structure holding the cuBLAS library context. It allocates hardware resources on the host and device and must be called prior to making any other cuBLAS library calls. The cuBLAS library context is tied to the current CUDA device. To use the library on multiple devices, one cuBLAS handle needs to be created for each device. Furthermore, for a given device, multiple cuBLAS handles with different configurations can be created. Because **cublasCreate()** allocates some internal resources and the release of those resources by calling **cublasDestroy()** will implicitly call **cublasDeviceSynchronize()**, it is recommended to minimize the number of **cublasCreate()/cublasDestroy()** occurrences. For multi-threaded applications that use the same device from different threads, the recommended programming model is to create one cuBLAS handle per thread and use that cuBLAS handle for the entire life of the thread.

Return Value	Meaning
CUBLAS_STATUS_SUCCESS	the initialization succeeded
CUBLAS_STATUS_NOT_INITIALIZED	the CUDA™ Runtime initialization failed
CUBLAS_STATUS_ALLOC_FAILED	the resources could not be allocated

2.4.2. cublasDestroy()

```
cublasStatus_t
cublasDestroy(cublasHandle_t handle)
```

This function releases hardware resources used by the cuBLAS library. This function is usually the last call with a particular handle to the cuBLAS library. Because **cublasCreate()** allocates some internal resources and the release of those resources by calling **cublasDestroy()** will implicitly call **cublasDeviceSynchronize()**, it is recommended to minimize the number of **cublasCreate()/cublasDestroy()** occurrences.

Return Value	Meaning
CUBLAS_STATUS_SUCCESS	the shut down succeeded

Return Value	Meaning
CUBLAS_STATUS_NOT_INITIALIZED	the library was not initialized

2.4.3. cublasGetVersion()

```
cublasStatus_t
cublasGetVersion(cublasHandle_t handle, int *version)
```

This function returns the version number of the cuBLAS library.

Return Value	Meaning
CUBLAS_STATUS_SUCCESS	the operation completed successfully
CUBLAS_STATUS_NOT_INITIALIZED	the library was not initialized

2.4.4. cublasGetProperty()

```
cublasStatus_t
cublasGetProperty(libraryPropertyType type, int *value)
```

This function returns the value of the requested property in memory pointed to by value. Refer to **libraryPropertyType** for supported types.

Return Value	Meaning
CUBLAS_STATUS_SUCCESS	The operation completed successfully
CUBLAS_STATUS_INVALID_VALUE	Invalid type value

2.4.5. cublasSetStream()

```
cublasStatus_t
cublasSetStream(cublasHandle_t handle, cudaStream_t streamId)
```

This function sets the cuBLAS library stream, which will be used to execute all subsequent calls to the cuBLAS library functions. If the cuBLAS library stream is not set, all kernels use the *default* **NULL** stream. In particular, this routine can be used to change the stream between kernel launches and then to reset the cuBLAS library stream back to **NULL**. Additionally this function unconditionally resets the cuBLAS library workspace back to the default workspace pool (see **cublasSetWorkspace()**).

Return Value	Meaning
CUBLAS_STATUS_SUCCESS	the stream was set successfully
CUBLAS_STATUS_NOT_INITIALIZED	the library was not initialized

2.4.6. cublasSetWorkspace()

```
cublasStatus_t
cublasSetWorkspace(cublasHandle_t handle, void *workspace, size_t
workspaceSizeInBytes)
```

This function sets the cuBLAS library workspace to a user-owned device buffer, which will be used to execute all subsequent calls to the cuBLAS library functions

(on the currently set stream). If the cuBLAS library workspace is not set, all kernels will use the default workspace pool allocated during the cuBLAS context creation. In particular, this routine can be used to change the workspace between kernel launches. The workspace pointer should be aligned to at least 256 bytes, otherwise library will not be able to use full buffer size provided. The `cublasSetStream()` function unconditionally resets the cuBLAS library workspace back to the default workspace pool. Too small `workspaceSizeInBytes` may cause some routines to fail with `CUBLAS_STATUS_ALLOC_FAILED` error returned or cause large regressions in performance. Workspace size equal to or larger than 16KiB is enough to prevent `CUBLAS_STATUS_ALLOC_FAILED` error, while a larger workspace can provide performance benefits for some routines. Recommended size of user-provided workspace is at least 4MiB (to match cuBLAS' default workspace pool).

This function can't be used together with `cudaStreamPerThread`. Such combination will result in `CUBLAS_STATUS_INVALID_VALUE`.

Return Value	Meaning
<code>CUBLAS_STATUS_SUCCESS</code>	the stream was set successfully
<code>CUBLAS_STATUS_NOT_INITIALIZED</code>	the library was not initialized
<code>CUBLAS_STATUS_INVALID_VALUE</code>	handle is configured with <code>cudaStreamPerThread</code>

2.4.7. cublasGetStream()

```
cublasStatus_t
cublasGetStream(cublasHandle_t handle, cudaStream_t *streamId)
```

This function gets the cuBLAS library stream, which is being used to execute all calls to the cuBLAS library functions. If the cuBLAS library stream is not set, all kernels use the *default* `NULL` stream.

Return Value	Meaning
<code>CUBLAS_STATUS_SUCCESS</code>	the stream was returned successfully
<code>CUBLAS_STATUS_NOT_INITIALIZED</code>	the library was not initialized

2.4.8. cublasGetPointerMode()

```
cublasStatus_t
cublasGetPointerMode(cublasHandle_t handle, cublasPointerMode_t *mode)
```

This function obtains the pointer mode used by the cuBLAS library. Please see the section on the `cublasPointerMode_t` type for more details.

Return Value	Meaning
<code>CUBLAS_STATUS_SUCCESS</code>	the pointer mode was obtained successfully
<code>CUBLAS_STATUS_NOT_INITIALIZED</code>	the library was not initialized

2.4.9. cublasSetPointerMode()

```
cublasStatus_t
cublasSetPointerMode(cublasHandle_t handle, cublasPointerMode_t mode)
```

This function sets the pointer mode used by the cuBLAS library. The *default* is for the values to be passed by reference on the host. Please see the section on the `cublasPointerMode_t` type for more details.

Return Value	Meaning
CUBLAS_STATUS_SUCCESS	the pointer mode was set successfully
CUBLAS_STATUS_NOT_INITIALIZED	the library was not initialized

2.4.10. cublasSetVector()

```
cublasStatus_t
cublasSetVector(int n, int elemSize,
               const void *x, int incx, void *y, int incy)
```

This function copies **n** elements from a vector **x** in host memory space to a vector **y** in GPU memory space. Elements in both vectors are assumed to have a size of **elemSize** bytes. The storage spacing between consecutive elements is given by **incx** for the source vector **x** and by **incy** for the destination vector **y**.

In general, **y** points to an object, or part of an object, that was allocated via `cublasAlloc()`. Since column-major format for two-dimensional matrices is assumed, if a vector is part of a matrix, a vector increment equal to **1** accesses a (partial) column of that matrix. Similarly, using an increment equal to the leading dimension of the matrix results in accesses to a (partial) row of that matrix.

Return Value	Meaning
CUBLAS_STATUS_SUCCESS	the operation completed successfully
CUBLAS_STATUS_INVALID_VALUE	the parameters incx , incy , elemSize <= 0
CUBLAS_STATUS_MAPPING_ERROR	there was an error accessing GPU memory

2.4.11. cublasGetVector()

```
cublasStatus_t
cublasGetVector(int n, int elemSize,
               const void *x, int incx, void *y, int incy)
```

This function copies **n** elements from a vector **x** in GPU memory space to a vector **y** in host memory space. Elements in both vectors are assumed to have a size of **elemSize** bytes. The storage spacing between consecutive elements is given by **incx** for the source vector and **incy** for the destination vector **y**.

In general, **x** points to an object, or part of an object, that was allocated via `cublasAlloc()`. Since column-major format for two-dimensional matrices is assumed, if a vector is part of a matrix, a vector increment equal to **1** accesses a (partial) column of that matrix. Similarly, using an increment equal to the leading dimension of the matrix results in accesses to a (partial) row of that matrix.

Return Value	Meaning
CUBLAS_STATUS_SUCCESS	the operation completed successfully
CUBLAS_STATUS_INVALID_VALUE	the parameters <code>incx</code> , <code>incy</code> , <code>elemSize</code> ≤ 0
CUBLAS_STATUS_MAPPING_ERROR	there was an error accessing GPU memory

2.4.12. cublasSetMatrix()

```
cublasStatus_t
cublasSetMatrix(int rows, int cols, int elemSize,
                const void *A, int lda, void *B, int ldb)
```

This function copies a tile of `rows` × `cols` elements from a matrix **A** in host memory space to a matrix **B** in GPU memory space. It is assumed that each element requires storage of `elemSize` bytes and that both matrices are stored in column-major format, with the leading dimension of the source matrix **A** and destination matrix **B** given in `lda` and `ldb`, respectively. The leading dimension indicates the number of rows of the allocated matrix, even if only a submatrix of it is being used. In general, **B** is a device pointer that points to an object, or part of an object, that was allocated in GPU memory space via `cublasAlloc()`.

Return Value	Meaning
CUBLAS_STATUS_SUCCESS	the operation completed successfully
CUBLAS_STATUS_INVALID_VALUE	the parameters <code>rows</code> , <code>cols</code> < 0 or <code>elemSize</code> , <code>lda</code> , <code>ldb</code> ≤ 0
CUBLAS_STATUS_MAPPING_ERROR	there was an error accessing GPU memory

2.4.13. cublasGetMatrix()

```
cublasStatus_t
cublasGetMatrix(int rows, int cols, int elemSize,
                const void *A, int lda, void *B, int ldb)
```

This function copies a tile of `rows` × `cols` elements from a matrix **A** in GPU memory space to a matrix **B** in host memory space. It is assumed that each element requires storage of `elemSize` bytes and that both matrices are stored in column-major format, with the leading dimension of the source matrix **A** and destination matrix **B** given in `lda` and `ldb`, respectively. The leading dimension indicates the number of rows of the allocated matrix, even if only a submatrix of it is being used. In general, **A** is a device pointer that points to an object, or part of an object, that was allocated in GPU memory space via `cublasAlloc()`.

Return Value	Meaning
CUBLAS_STATUS_SUCCESS	the operation completed successfully
CUBLAS_STATUS_INVALID_VALUE	the parameters <code>rows</code> , <code>cols</code> < 0 or <code>elemSize</code> , <code>lda</code> , <code>ldb</code> ≤ 0
CUBLAS_STATUS_MAPPING_ERROR	there was an error accessing GPU memory

2.4.14. cublasSetVectorAsync()

```
cublasStatus_t
cublasSetVectorAsync(int n, int elemSize, const void *hostPtr, int incx,
                    void *devicePtr, int incy, cudaStream_t stream)
```

This function has the same functionality as `cublasSetVector()`, with the exception that the data transfer is done asynchronously (with respect to the host) using the given CUDA™ stream parameter.

Return Value	Meaning
CUBLAS_STATUS_SUCCESS	the operation completed successfully
CUBLAS_STATUS_INVALID_VALUE	the parameters <code>incx</code> , <code>incy</code> , <code>elemSize</code> ≤ 0
CUBLAS_STATUS_MAPPING_ERROR	there was an error accessing GPU memory

2.4.15. cublasGetVectorAsync()

```
cublasStatus_t
cublasGetVectorAsync(int n, int elemSize, const void *devicePtr, int incx,
                    void *hostPtr, int incy, cudaStream_t stream)
```

This function has the same functionality as `cublasGetVector()`, with the exception that the data transfer is done asynchronously (with respect to the host) using the given CUDA™ stream parameter.

Return Value	Meaning
CUBLAS_STATUS_SUCCESS	the operation completed successfully
CUBLAS_STATUS_INVALID_VALUE	the parameters <code>incx</code> , <code>incy</code> , <code>elemSize</code> ≤ 0
CUBLAS_STATUS_MAPPING_ERROR	there was an error accessing GPU memory

2.4.16. cublasSetMatrixAsync()

```
cublasStatus_t
cublasSetMatrixAsync(int rows, int cols, int elemSize, const void *A,
                    int lda, void *B, int ldb, cudaStream_t stream)
```

This function has the same functionality as `cublasSetMatrix()`, with the exception that the data transfer is done asynchronously (with respect to the host) using the given CUDA™ stream parameter.

Return Value	Meaning
CUBLAS_STATUS_SUCCESS	the operation completed successfully
CUBLAS_STATUS_INVALID_VALUE	the parameters <code>rows</code> , <code>cols</code> < 0 or <code>elemSize</code> , <code>lda</code> , <code>ldb</code> ≤ 0
CUBLAS_STATUS_MAPPING_ERROR	there was an error accessing GPU memory

2.4.17. cublasGetMatrixAsync()

```
cublasStatus_t
cublasGetMatrixAsync(int rows, int cols, int elemSize, const void *A,
                    int lda, void *B, int ldb, cudaStream_t stream)
```

This function has the same functionality as `cublasGetMatrix()`, with the exception that the data transfer is done asynchronously (with respect to the host) using the given CUDA™ stream parameter.

Return Value	Meaning
<code>CUBLAS_STATUS_SUCCESS</code>	the operation completed successfully
<code>CUBLAS_STATUS_INVALID_VALUE</code>	the parameters <code>rows</code> , <code>cols</code> <0 or <code>elemSize</code> , <code>lda</code> , <code>ldb</code> <=0
<code>CUBLAS_STATUS_MAPPING_ERROR</code>	there was an error accessing GPU memory

2.4.18. cublasSetAtomicsMode()

```
cublasStatus_t cublasSetAtomicsMode(cublasHandle_t handle, cublasAtomicsMode_t mode)
```

Some routines like `cublas<t>symv` and `cublas<t>hemv` have an alternate implementation that use atomics to cumulate results. This implementation is generally significantly faster but can generate results that are not strictly identical from one run to the others. Mathematically, those different results are not significant but when debugging those differences can be prejudicial.

This function allows or disallows the usage of atomics in the cuBLAS library for all routines which have an alternate implementation. When not explicitly specified in the documentation of any cuBLAS routine, it means that this routine does not have an alternate implementation that use atomics. When atomics mode is disabled, each cuBLAS routine should produce the same results from one run to the other when called with identical parameters on the same Hardware.

The value of the atomics mode is `CUBLAS_ATOMICS_NOT_ALLOWED`. Please see the section on the type for more details.

Return Value	Meaning
<code>CUBLAS_STATUS_SUCCESS</code>	the atomics mode was set successfully
<code>CUBLAS_STATUS_NOT_INITIALIZED</code>	the library was not initialized

2.4.19. cublasGetAtomicsMode()

```
cublasStatus_t cublasGetAtomicsMode(cublasHandle_t handle, cublasAtomicsMode_t *mode)
```

This function queries the atomic mode of a specific cuBLAS context.

The value of the atomics mode is `CUBLAS_ATOMICS_NOT_ALLOWED`. Please see the section on the type for more details.

Return Value	Meaning
CUBLAS_STATUS_SUCCESS	the atomics mode was queried successfully
CUBLAS_STATUS_NOT_INITIALIZED	the library was not initialized
CUBLAS_STATUS_INVALID_VALUE	the argument <code>mode</code> is a NULL pointer

2.4.20. cublasSetMathMode()

```
cublasStatus_t cublasSetMathMode(cublasHandle_t handle, cublasMath_t mode)
```

The **cublasSetMathMode** function enables you to choose whether or not to use Tensor Core operations in the library by setting the math mode to either **CUBLAS_TENSOR_OP_MATH** or **CUBLAS_DEFAULT_MATH**. Tensor Core operations perform parallel floating point accumulation of multiple floating point products. Setting the math mode to **CUBLAS_TENSOR_OP_MATH** indicates that the library will use Tensor Core operations in the functions: **cublasHgemm()**, **cublasGemmEx**, **cublasSgemmEx()**, **cublasHgemmBatched()** and **cublasHgemmStridedBatched()**. The math mode default is **CUBLAS_DEFAULT_MATH**, this default indicates that the Tensor Core operations will be avoided by the library. The default mode is a serialized operation, the Tensor Core operations are parallelized, thus the two might result in slight different numerical results due to the different sequencing of operations. Note: The library falls back to the default math mode when Tensor Core operations are not supported or not permitted.

Atype/ Btype	Ctype	computeType	alpha / beta	Supported Functions when CUBLAS_TENSOR_OP_MATH is set
CUDA_R_16F	CUDA_R_32F	CUDA_R_32F	CUDA_R_32F	cublasGemmEx(), cublasSgemmEx(), cublasGemmBatchedEx(), cublasGemmStridedBatchedEx()
CUDA_R_16F	CUDA_R_16F	CUDA_R_32F	CUDA_R_32F	cublasGemmEx(), cublasSgemmEx(), cublasGemmBatchedEx(), cublasGemmStridedBatchedEx()
CUDA_R_16F	CUDA_R_16F	CUDA_R_16F	CUDA_R_16F	cublasHgemm(), cublasHgemmBatched() , cublasHgemmStridedBatched()
CUDA_R_32F	CUDA_R_32F	CUDA_R_32F	CUDA_R_32F	cublasSgemm(), cublasGemmEx(), cublasSgemmEx(), cublasGemmBatchedEx(), cublasGemmStridedBatchedEx() NOTE: A conversion from CUDA_R_32F to CUDA_R_16F with round to nearest on the input values A/B is performed when Tensor Core operations are used

Return Value	Meaning
CUBLAS_STATUS_SUCCESS	the math mode was set successfully.
CUBLAS_STATUS_INVALID_VALUE	an invalid value for mode was specified.
CUBLAS_STATUS_NOT_INITIALIZED	the library was not initialized.

2.4.21. cublasGetMathMode()

```
cublasStatus_t cublasGetMathMode(cublasHandle_t handle, cublasMath_t *mode)
```

This function returns the math mode used by the library routines.

Return Value	Meaning
CUBLAS_STATUS_SUCCESS	the math type was returned successfully.
CUBLAS_STATUS_INVALID_VALUE	if mode is NULL.
CUBLAS_STATUS_NOT_INITIALIZED	the library was not initialized.

2.4.22. cublasLoggerConfigure()

```
cublasStatus_t cublasLoggerConfigure(
    int          logIsOn,
    int          logToStdOut,
    int          logToStdErr,
    const char* logFileName)
```

This function configures logging during runtime. Besides this type of configuration, it is possible to configure logging with special environment variables which will be checked by libcublas:

- ▶ CUBLAS_LOGINFO_DBG - Setup env. variable to "1" means turn on logging (by default logging is off).
- ▶ CUBLAS_LOGDEST_DBG - Setup env. variable encodes how to log. "stdout", "stderr" means to output log messages to stdout or stderr, respectively. In the other case, it specifies "filename" of file.

Parameters

logIsOn

Input. Turn on/off logging completely. By default is off, but is turned on by calling **cublasSetLoggerCallback** to user defined callback function.

logToStdOut

Input. Turn on/off logging to standard error I/O stream. By default is off.

logToStdErr

Input. Turn on/off logging to standard error I/O stream. By default is off.

logFileName

Input. Turn on/off logging to file in filesystem specified by its name. **cublasLoggerConfigure** copy content of logFileName. You should provide null pointer if you're not interested in this type of logging.

Returns

CUBLAS_STATUS_SUCCESS

Success.

2.4.23. cublasGetLoggerCallback()

```
cublasStatus_t cublasGetLoggerCallback(
    cublasLogCallback* userCallback)
```

This function retrieves function pointer to previously installed custom user defined callback function via `cublasSetLoggerCallback` or zero otherwise.

Parameters

userCallback

Output. Pointer to user defined callback function.

Returns

CUBLAS_STATUS_SUCCESS

Success.

2.4.24. cublasSetLoggerCallback()

```
cublasStatus_t cublasSetLoggerCallback(
    cublasLogCallback userCallback)
```

This function installs a custom user defined callback function via cublas C public API.

Parameters

userCallback

Input. Pointer to user defined callback function.

Returns

CUBLAS_STATUS_SUCCESS

Success.

2.5. cuBLAS Level-1 Function Reference

In this chapter we describe the Level-1 Basic Linear Algebra Subprograms (BLAS1) functions that perform scalar and vector based operations. We will use abbreviations `<type>` for type and `<t>` for the corresponding short type to make a more concise and clear presentation of the implemented functions. Unless otherwise specified `<type>` and `<t>` have the following meanings:

<code><type></code>	<code><t></code>	Meaning
<code>float</code>	's' or 'S'	real single-precision
<code>double</code>	'd' or 'D'	real double-precision
<code>cuComplex</code>	'c' or 'C'	complex single-precision
<code>cuDoubleComplex</code>	'z' or 'Z'	complex double-precision

When the parameters and returned values of the function differ, which sometimes happens for complex input, the `<t>` can also have the following meanings ‘Sc’, ‘Cs’, ‘Dz’ and ‘Zd’.

The abbreviation **Re(.)** and **Im(.)** will stand for the real and imaginary part of a number, respectively. Since imaginary part of a real number does not exist, we will consider it to be zero and can usually simply discard it from the equation where it is being used. Also, the $\bar{\alpha}$ will denote the complex conjugate of α .

In general throughout the documentation, the lower case Greek symbols α and β will denote scalars, lower case English letters in bold type **x** and **y** will denote vectors and capital English letters *A*, *B* and *C* will denote matrices.

2.5.1. cublas<t>amax()

```
cublasStatus_t cublasIsamax(cublasHandle_t handle, int n,
                           const float *x, int incx, int *result)
cublasStatus_t cublasIdamax(cublasHandle_t handle, int n,
                           const double *x, int incx, int *result)
cublasStatus_t cublasIcamax(cublasHandle_t handle, int n,
                           const cuComplex *x, int incx, int *result)
cublasStatus_t cublasIzamax(cublasHandle_t handle, int n,
                           const cuDoubleComplex *x, int incx, int *result)
```

This function finds the (smallest) index of the element of the maximum magnitude. Hence, the result is the first i such that $|\text{Im}(x[j])| + |\text{Re}(x[j])|$ is maximum for $i = 1, \dots, n$ and $j = 1 + (i - 1) * \text{incx}$. Notice that the last equation reflects 1-based indexing used for compatibility with Fortran.

Param.	Memory	In/out	Meaning
handle		input	handle to the cuBLAS library context.
n		input	number of elements in the vector x .
x	device	input	<type> vector with elements.
incx		input	stride between consecutive elements of x .
result	host or device	output	the resulting index, which is 0 if $n, \text{incx} \leq 0$.

The possible error values returned by this function and their meanings are listed below.

Error Value	Meaning
CUBLAS_STATUS_SUCCESS	the operation completed successfully
CUBLAS_STATUS_NOT_INITIALIZED	the library was not initialized
CUBLAS_STATUS_ALLOC_FAILED	the reduction buffer could not be allocated
CUBLAS_STATUS_ARCH_MISMATCH	the device does not support double-precision
CUBLAS_STATUS_EXECUTION_FAILED	the function failed to launch on the GPU

For references please refer to:

[isamax](#), [idamax](#), [icamax](#), [izamax](#)

2.5.2. cublas<t>amin()

```

cublasStatus_t cublasIsamin(cublasHandle_t handle, int n,
                           const float *x, int incx, int *result)
cublasStatus_t cublasIdamin(cublasHandle_t handle, int n,
                            const double *x, int incx, int *result)
cublasStatus_t cublasIcamin(cublasHandle_t handle, int n,
                            const cuComplex *x, int incx, int *result)
cublasStatus_t cublasIzamin(cublasHandle_t handle, int n,
                            const cuDoubleComplex *x, int incx, int *result)

```

This function finds the (smallest) index of the element of the minimum magnitude. Hence, the result is the first i such that $|\text{Im}(x_{[j]})| + |\text{Re}(x_{[j]})|$ is minimum for $i = 1, \dots, n$ and $j = 1 + (i - 1) * \text{incx}$. Notice that the last equation reflects 1-based indexing used for compatibility with Fortran.

Param.	Memory	In/out	Meaning
handle		input	handle to the cuBLAS library context.
n		input	number of elements in the vector \mathbf{x} .
x	device	input	<type> vector with elements.
incx		input	stride between consecutive elements of \mathbf{x} .
result	host or device	output	the resulting index, which is 0 if $n, \text{incx} \leq 0$.

The possible error values returned by this function and their meanings are listed below.

Error Value	Meaning
CUBLAS_STATUS_SUCCESS	the operation completed successfully
CUBLAS_STATUS_NOT_INITIALIZED	the library was not initialized
CUBLAS_STATUS_ALLOC_FAILED	the reduction buffer could not be allocated
CUBLAS_STATUS_ARCH_MISMATCH	the device does not support double-precision
CUBLAS_STATUS_EXECUTION_FAILED	the function failed to launch on the GPU

For references please refer to:

[isamin](#)

2.5.3. cublas<t>asum()

```

cublasStatus_t cublasSasum(cublasHandle_t handle, int n,
                          const float *x, int incx, float *result)
cublasStatus_t cublasDasum(cublasHandle_t handle, int n,
                            const double *x, int incx, double *result)
cublasStatus_t cublasScasum(cublasHandle_t handle, int n,
                            const cuComplex *x, int incx, float *result)
cublasStatus_t cublasDzasum(cublasHandle_t handle, int n,
                            const cuDoubleComplex *x, int incx, double *result)

```

This function computes the sum of the absolute values of the elements of vector \mathbf{x} .

Hence, the result is $\sum_{i=1}^n |\text{Im}(x[j])| + |\text{Re}(x[j])|$ where $j = 1 + (i - 1) * \text{incx}$. Notice that the last equation reflects 1-based indexing used for compatibility with Fortran.

Param.	Memory	In/out	Meaning
handle		input	handle to the cuBLAS library context.
n		input	number of elements in the vector \mathbf{x} .
x	device	input	<type> vector with elements.
incx		input	stride between consecutive elements of \mathbf{x} .
result	host or device	output	the resulting index, which is 0.0 if $n, \text{incx} \leq 0$.

The possible error values returned by this function and their meanings are listed below.

Error Value	Meaning
CUBLAS_STATUS_SUCCESS	the operation completed successfully
CUBLAS_STATUS_NOT_INITIALIZED	the library was not initialized
CUBLAS_STATUS_ALLOC_FAILED	the reduction buffer could not be allocated
CUBLAS_STATUS_ARCH_MISMATCH	the device does not support double-precision
CUBLAS_STATUS_EXECUTION_FAILED	the function failed to launch on the GPU

For references please refer to:

[sasum](#), [dasum](#), [scasum](#), [dzasum](#)

2.5.4. cublas<t>axpy()

```

cublasStatus_t cublasSaxpy(cublasHandle_t handle, int n,
    const float *alpha,
    const float *x, int incx,
    float *y, int incy)
cublasStatus_t cublasDaxpy(cublasHandle_t handle, int n,
    const double *alpha,
    const double *x, int incx,
    double *y, int incy)
cublasStatus_t cublasCaxpy(cublasHandle_t handle, int n,
    const cuComplex *alpha,
    const cuComplex *x, int incx,
    cuComplex *y, int incy)
cublasStatus_t cublasZaxpy(cublasHandle_t handle, int n,
    const cuDoubleComplex *alpha,
    const cuDoubleComplex *x, int incx,
    cuDoubleComplex *y, int incy)

```

This function multiplies the vector \mathbf{x} by the scalar α and adds it to the vector \mathbf{y} overwriting the latest vector with the result. Hence, the performed operation is $y[j] = \alpha \times x[k] + y[j]$ for $i = 1, \dots, n$, $k = 1 + (i - 1) * \text{incx}$ and $j = 1 + (i - 1) * \text{incy}$. Notice that the last two equations reflect 1-based indexing used for compatibility with Fortran.

Param.	Memory	In/out	Meaning
handle		input	handle to the cuBLAS library context.
alpha	host or device	input	<type> scalar used for multiplication.
n		input	number of elements in the vector \mathbf{x} and \mathbf{y} .
x	device	input	<type> vector with n elements.
incx		input	stride between consecutive elements of \mathbf{x} .
y	device	in/out	<type> vector with n elements.
incy		input	stride between consecutive elements of \mathbf{y} .

The possible error values returned by this function and their meanings are listed below.

Error Value	Meaning
CUBLAS_STATUS_SUCCESS	the operation completed successfully
CUBLAS_STATUS_NOT_INITIALIZED	the library was not initialized
CUBLAS_STATUS_ARCH_MISMATCH	the device does not support double-precision
CUBLAS_STATUS_EXECUTION_FAILED	the function failed to launch on the GPU

For references please refer to:

[saxpy](#), [daxpy](#), [caxpy](#), [zaxpy](#)

2.5.5. cublas<t>copy()

```

cublasStatus_t cublasScopy(cublasHandle_t handle, int n,
                          const float *x, int incx,
                          float *y, int incy)
cublasStatus_t cublasDcopy(cublasHandle_t handle, int n,
                          const double *x, int incx,
                          double *y, int incy)
cublasStatus_t cublasCcopy(cublasHandle_t handle, int n,
                          const cuComplex *x, int incx,
                          cuComplex *y, int incy)
cublasStatus_t cublasZcopy(cublasHandle_t handle, int n,
                          const cuDoubleComplex *x, int incx,
                          cuDoubleComplex *y, int incy)

```

This function copies the vector \mathbf{x} into the vector \mathbf{y} . Hence, the performed operation is $y[j] = x[k]$ for $i = 1, \dots, n$, $k = 1 + (i - 1) * \text{incx}$ and $j = 1 + (i - 1) * \text{incy}$. Notice that the last two equations reflect 1-based indexing used for compatibility with Fortran.

Param.	Memory	In/out	Meaning
handle		input	handle to the cuBLAS library context.
n		input	number of elements in the vector \mathbf{x} and \mathbf{y} .
x	device	input	<type> vector with n elements.
incx		input	stride between consecutive elements of \mathbf{x} .

Param.	Memory	In/out	Meaning
y	device	output	<type> vector with n elements.
incy		input	stride between consecutive elements of y.

The possible error values returned by this function and their meanings are listed below.

Error Value	Meaning
CUBLAS_STATUS_SUCCESS	the operation completed successfully
CUBLAS_STATUS_NOT_INITIALIZED	the library was not initialized
CUBLAS_STATUS_ARCH_MISMATCH	the device does not support double-precision
CUBLAS_STATUS_EXECUTION_FAILED	the function failed to launch on the GPU

For references please refer to:

[scopy](#), [dcopy](#), [ccopy](#), [zcopy](#)

2.5.6. cublas<t>dot()

```

cublasStatus_t cublasSdot (cublasHandle_t handle, int n,
                          const float *x, int incx,
                          const float *y, int incy,
                          float *result)
cublasStatus_t cublasDdot (cublasHandle_t handle, int n,
                          const double *x, int incx,
                          const double *y, int incy,
                          double *result)
cublasStatus_t cublasCdotu (cublasHandle_t handle, int n,
                           const cuComplex *x, int incx,
                           const cuComplex *y, int incy,
                           cuComplex *result)
cublasStatus_t cublasCdotc (cublasHandle_t handle, int n,
                           const cuComplex *x, int incx,
                           const cuComplex *y, int incy,
                           cuComplex *result)
cublasStatus_t cublasZdotu (cublasHandle_t handle, int n,
                           const cuDoubleComplex *x, int incx,
                           const cuDoubleComplex *y, int incy,
                           cuDoubleComplex *result)
cublasStatus_t cublasZdotc (cublasHandle_t handle, int n,
                           const cuDoubleComplex *x, int incx,
                           const cuDoubleComplex *y, int incy,
                           cuDoubleComplex *result)

```

This function computes the dot product of vectors \mathbf{x} and \mathbf{y} . Hence, the result is

$\sum_{i=1}^n (\mathbf{x}[k] \times \mathbf{y}[j])$ where $k = 1 + (i - 1) * \text{incx}$ and $j = 1 + (i - 1) * \text{incy}$. Notice that in the first equation the conjugate of the element of vector should be used if the function name ends in character 'c' and that the last two equations reflect 1-based indexing used for compatibility with Fortran.

Param.	Memory	In/out	Meaning
handle		input	handle to the cuBLAS library context.
n		input	number of elements in the vectors \mathbf{x} and \mathbf{y} .

Param.	Memory	In/out	Meaning
x	device	input	<type> vector with n elements.
incx		input	stride between consecutive elements of x .
y	device	input	<type> vector with n elements.
incy		input	stride between consecutive elements of y .
result	host or device	output	the resulting dot product, which is 0.0 if n <=0.

The possible error values returned by this function and their meanings are listed below.

Error Value	Meaning
CUBLAS_STATUS_SUCCESS	the operation completed successfully
CUBLAS_STATUS_NOT_INITIALIZED	the library was not initialized
CUBLAS_STATUS_ALLOC_FAILED	the reduction buffer could not be allocated
CUBLAS_STATUS_ARCH_MISMATCH	the device does not support double-precision
CUBLAS_STATUS_EXECUTION_FAILED	the function failed to launch on the GPU

For references please refer to:

[sdot](#), [ddot](#), [cdotu](#), [cdotc](#), [zdotu](#), [zdotc](#)

2.5.7. cublas<t>nrm2()

```

cublasStatus_t cublasSnrm2(cublasHandle_t handle, int n,
                          const float *x, int incx, float *result)
cublasStatus_t cublasDnrm2(cublasHandle_t handle, int n,
                          const double *x, int incx, double *result)
cublasStatus_t cublasScnrm2(cublasHandle_t handle, int n,
                            const cuComplex *x, int incx, float *result)
cublasStatus_t cublasDznrm2(cublasHandle_t handle, int n,
                            const cuDoubleComplex *x, int incx, double *result)

```

This function computes the Euclidean norm of the vector **x**. The code uses a multiphase model of accumulation to avoid intermediate underflow and overflow, with the result

being equivalent to $\sqrt{\sum_{j=1}^n (\mathbf{x}[j] \times \mathbf{x}[j])}$ where $j = 1 + (i - 1) * \text{incx}$ in exact arithmetic. Notice that the last equation reflects 1-based indexing used for compatibility with Fortran.

Param.	Memory	In/out	Meaning
handle		input	handle to the cuBLAS library context.
n		input	number of elements in the vector x .
x	device	input	<type> vector with n elements.
incx		input	stride between consecutive elements of x .
result	host or device	output	the resulting norm, which is 0.0 if n , incx <=0.

The possible error values returned by this function and their meanings are listed below.

Error Value	Meaning
CUBLAS_STATUS_SUCCESS	the operation completed successfully
CUBLAS_STATUS_NOT_INITIALIZED	the library was not initialized
CUBLAS_STATUS_ALLOC_FAILED	the reduction buffer could not be allocated
CUBLAS_STATUS_ARCH_MISMATCH	the device does not support double-precision
CUBLAS_STATUS_EXECUTION_FAILED	the function failed to launch on the GPU

For references please refer to:

snrm2, snrm2, dnrn2, dnrn2, scnrm2, scnrm2, dznrm2

2.5.8. cublas<t>rot()

```

cublasStatus_t cublasSrot(cublasHandle_t handle, int n,
                        float *x, int incx,
                        float *y, int incy,
                        const float *c, const float *s)
cublasStatus_t cublasDrot(cublasHandle_t handle, int n,
                        double *x, int incx,
                        double *y, int incy,
                        const double *c, const double *s)
cublasStatus_t cublasCrot(cublasHandle_t handle, int n,
                        cuComplex *x, int incx,
                        cuComplex *y, int incy,
                        const float *c, const cuComplex *s)
cublasStatus_t cublasCsrot(cublasHandle_t handle, int n,
                        cuComplex *x, int incx,
                        cuComplex *y, int incy,
                        const float *c, const float *s)
cublasStatus_t cublasZrot(cublasHandle_t handle, int n,
                        cuDoubleComplex *x, int incx,
                        cuDoubleComplex *y, int incy,
                        const double *c, const cuDoubleComplex *s)
cublasStatus_t cublasZdrot(cublasHandle_t handle, int n,
                        cuDoubleComplex *x, int incx,
                        cuDoubleComplex *y, int incy,
                        const double *c, const double *s)

```

This function applies Givens rotation matrix (i.e., rotation in the x,y plane counter-clockwise by angle defined by $\cos(\alpha)=c$, $\sin(\alpha)=s$):

$$G = \begin{pmatrix} c & s \\ -s & c \end{pmatrix}$$

to vectors \mathbf{x} and \mathbf{y} .

Hence, the result is $\mathbf{x}[k] = c \times \mathbf{x}[k] + s \times \mathbf{y}[j]$ and $\mathbf{y}[j] = -s \times \mathbf{x}[k] + c \times \mathbf{y}[j]$ where $k = 1 + (i - 1) \times \text{incx}$ and $j = 1 + (i - 1) \times \text{incy}$. Notice that the last two equations reflect 1-based indexing used for compatibility with Fortran.

Param.	Memory	In/out	Meaning
handle		input	handle to the cuBLAS library context.
n		input	number of elements in the vectors \mathbf{x} and \mathbf{y} .
x	device	in/out	<type> vector with n elements.

Param.	Memory	In/out	Meaning
incx		input	stride between consecutive elements of \mathbf{x} .
y	device	in/out	<type> vector with n elements.
incy		input	stride between consecutive elements of \mathbf{y} .
c	host or device	input	cosine element of the rotation matrix.
s	host or device	input	sine element of the rotation matrix.

The possible error values returned by this function and their meanings are listed below.

Error Value	Meaning
CUBLAS_STATUS_SUCCESS	the operation completed successfully
CUBLAS_STATUS_NOT_INITIALIZED	the library was not initialized
CUBLAS_STATUS_ARCH_MISMATCH	the device does not support double-precision
CUBLAS_STATUS_EXECUTION_FAILED	the function failed to launch on the GPU

For references please refer to:

[srot](#), [drot](#), [crot](#), [csrot](#), [zrot](#), [zdrot](#)

2.5.9. cublas<t>rotg()

```

cblasStatus_t cublasSrotg(cublasHandle_t handle,
    float *a, float *b,
    float *c, float *s)
cblasStatus_t cublasDrotg(cublasHandle_t handle,
    double *a, double *b,
    double *c, double *s)
cblasStatus_t cublasCrotg(cublasHandle_t handle,
    cuComplex *a, cuComplex *b,
    float *c, cuComplex *s)
cblasStatus_t cublasZrotg(cublasHandle_t handle,
    cuDoubleComplex *a, cuDoubleComplex *b,
    double *c, cuDoubleComplex *s)

```

This function constructs the Givens rotation matrix

$$G = \begin{pmatrix} c & s \\ -s & c \end{pmatrix}$$

that zeros out the second entry of a 2×1 vector $(a, b)^T$.

Then, for real numbers we can write

$$\begin{pmatrix} c & s \\ -s & c \end{pmatrix} \begin{pmatrix} a \\ b \end{pmatrix} = \begin{pmatrix} r \\ 0 \end{pmatrix}$$

where $c^2 + s^2 = 1$ and $r = a^2 + b^2$. The parameters a and b are overwritten with r and z , respectively. The value of z is such that c and s may be recovered using the following rules:

$$(c, s) = \begin{cases} (\sqrt{1-z^2}, z) & \text{if } |z| < 1 \\ (0.0, 1.0) & \text{if } |z| = 1 \\ (1/z, \sqrt{1-z^2}) & \text{if } |z| > 1 \end{cases}$$

For complex numbers we can write

$$\begin{pmatrix} c & s \\ -s & c \end{pmatrix} \begin{pmatrix} a \\ b \end{pmatrix} = \begin{pmatrix} r \\ 0 \end{pmatrix}$$

where $c^2 + (s \times s) = 1$ and $r = \frac{a}{|a|} \times \|(a, b)^T\|_2$ with $\|(a, b)^T\|_2 = \sqrt{|a|^2 + |b|^2}$ for $a \neq 0$ and $r = b$ for $a = 0$. Finally, the parameter a is overwritten with r on exit.

Param.	Memory	In/out	Meaning
handle		input	handle to the cuBLAS library context.
a	host or device	in/out	<type> scalar that is overwritten with r .
b	host or device	in/out	<type> scalar that is overwritten with z .
c	host or device	output	cosine element of the rotation matrix.
s	host or device	output	sine element of the rotation matrix.

The possible error values returned by this function and their meanings are listed below.

Error Value	Meaning
CUBLAS_STATUS_SUCCESS	the operation completed successfully
CUBLAS_STATUS_NOT_INITIALIZED	the library was not initialized
CUBLAS_STATUS_ARCH_MISMATCH	the device does not support double-precision
CUBLAS_STATUS_EXECUTION_FAILED	the function failed to launch on the GPU

For references please refer to:

[srotg](#), [drotg](#), [crotg](#), [zrotg](#)

2.5.10. cublas<t>rotm()

```
cublasStatus_t cublasSrotm(cublasHandle_t handle, int n, float *x, int incx,
                          float *y, int incy, const float* param)
cublasStatus_t cublasDrotm(cublasHandle_t handle, int n, double *x, int incx,
                          double *y, int incy, const double* param)
```

This function applies the modified Givens transformation

$$H = \begin{pmatrix} h_{11} & h_{12} \\ h_{21} & h_{22} \end{pmatrix}$$

to vectors \mathbf{x} and \mathbf{y} .

Hence, the result is $\mathbf{x}[k] = h_{11} \times \mathbf{x}[k] + h_{12} \times \mathbf{y}[j]$ and $\mathbf{y}[j] = h_{21} \times \mathbf{x}[k] + h_{22} \times \mathbf{y}[j]$ where $k = 1 + (i - 1) \times \text{incx}$ and $j = 1 + (i - 1) \times \text{incy}$. Notice that the last two equations reflect 1-based indexing used for compatibility with Fortran.

The elements h_{11} , h_{12} , h_{21} , and h_{22} of matrix H are stored in `param[1]`, `param[2]`, `param[3]` and `param[4]`, respectively. The `flag=param[0]` defines the following predefined values for the matrix H entries

flag=-1.0	flag= 0.0	flag= 1.0	flag=-2.0
$\begin{pmatrix} h_{11} & h_{12} \\ h_{21} & h_{22} \end{pmatrix}$	$\begin{pmatrix} 1.0 & h_{12} \\ h_{21} & 1.0 \end{pmatrix}$	$\begin{pmatrix} h_{11} & 1.0 \\ -1.0 & h_{22} \end{pmatrix}$	$\begin{pmatrix} 1.0 & 0.0 \\ 0.0 & 1.0 \end{pmatrix}$

Notice that the values -1.0, 0.0 and 1.0 implied by the flag are not stored in param.

Param.	Memory	In/out	Meaning
handle		input	handle to the cuBLAS library context.
n		input	number of elements in the vectors \mathbf{x} and \mathbf{y} .
x	device	in/out	<type> vector with n elements.
incx		input	stride between consecutive elements of \mathbf{x} .
y	device	in/out	<type> vector with n elements.
incy		input	stride between consecutive elements of \mathbf{y} .
param	host or device	input	<type> vector of 5 elements, where <code>param[0]</code> and <code>param[1-4]</code> contain the flag and matrix H .

The possible error values returned by this function and their meanings are listed below.

Error Value	Meaning
CUBLAS_STATUS_SUCCESS	the operation completed successfully
CUBLAS_STATUS_NOT_INITIALIZED	the library was not initialized
CUBLAS_STATUS_ARCH_MISMATCH	the device does not support double-precision
CUBLAS_STATUS_EXECUTION_FAILED	the function failed to launch on the GPU

For references please refer to:

[srotm](#), [drotm](#)

2.5.11. cublas<t>rotmg()

```
cublasStatus_t cublasSrotmg(cublasHandle_t handle, float *d1, float *d2,
                           float *x1, const float *y1, float *param)
cublasStatus_t cublasDrotmg(cublasHandle_t handle, double *d1, double *d2,
                           double *x1, const double *y1, double *param)
```

This function constructs the modified Givens transformation

$$H = \begin{pmatrix} h_{11} & h_{12} \\ h_{21} & h_{22} \end{pmatrix}$$

that zeros out the second entry of a 2×1 vector $(\sqrt{d1} * x1, \sqrt{d2} * y1)^T$.

The **flag=param[0]** defines the following predefined values for the matrix H entries

flag=-1.0	flag= 0.0	flag= 1.0	flag=-2.0
$\begin{pmatrix} h_{11} & h_{12} \\ h_{21} & h_{22} \end{pmatrix}$	$\begin{pmatrix} 1.0 & h_{12} \\ h_{21} & 1.0 \end{pmatrix}$	$\begin{pmatrix} h_{11} & 1.0 \\ -1.0 & h_{22} \end{pmatrix}$	$\begin{pmatrix} 1.0 & 0.0 \\ 0.0 & 1.0 \end{pmatrix}$

Notice that the values -1.0, 0.0 and 1.0 implied by the flag are not stored in param.

Param.	Memory	In/out	Meaning
handle		input	handle to the cuBLAS library context.
d1	host or device	in/out	<type> scalar that is overwritten on exit.
d2	host or device	in/out	<type> scalar that is overwritten on exit.
x1	host or device	in/out	<type> scalar that is overwritten on exit.
y1	host or device	input	<type> scalar.
param	host or device	output	<type> vector of 5 elements, where param[0] and param[1-4] contain the flag and matrix H .

The possible error values returned by this function and their meanings are listed below.

Error Value	Meaning
CUBLAS_STATUS_SUCCESS	the operation completed successfully
CUBLAS_STATUS_NOT_INITIALIZED	the library was not initialized
CUBLAS_STATUS_ARCH_MISMATCH	the device does not support double-precision
CUBLAS_STATUS_EXECUTION_FAILED	the function failed to launch on the GPU

For references please refer to:

[srotmg](#), [drotmg](#)

2.5.12. cublas<t>scal()

```

cublasStatus_t cublasSscal(cublasHandle_t handle, int n,
                          const float *alpha,
                          float *x, int incx)
cublasStatus_t cublasDscal(cublasHandle_t handle, int n,
                          const double *alpha,
                          double *x, int incx)
cublasStatus_t cublasCscal(cublasHandle_t handle, int n,
                          const cuComplex *alpha,
                          cuComplex *x, int incx)
cublasStatus_t cublasCsshscal(cublasHandle_t handle, int n,
                              const float *alpha,
                              cuComplex *x, int incx)
cublasStatus_t cublasZscal(cublasHandle_t handle, int n,
                          const cuDoubleComplex *alpha,
                          cuDoubleComplex *x, int incx)
cublasStatus_t cublasZdscal(cublasHandle_t handle, int n,
                            const double *alpha,
                            cuDoubleComplex *x, int incx)

```

This function scales the vector \mathbf{x} by the scalar α and overwrites it with the result. Hence, the performed operation is $\mathbf{x}[j] = \alpha \times \mathbf{x}[j]$ for $i = 1, \dots, n$ and $j = 1 + (i - 1) * \text{incx}$. Notice that the last two equations reflect 1-based indexing used for compatibility with Fortran.

Param.	Memory	In/out	Meaning
handle		input	handle to the cuBLAS library context.
alpha	host or device	input	<type> scalar used for multiplication.
n		input	number of elements in the vector \mathbf{x} .
x	device	in/out	<type> vector with n elements.
incx		input	stride between consecutive elements of \mathbf{x} .

The possible error values returned by this function and their meanings are listed below.

Error Value	Meaning
CUBLAS_STATUS_SUCCESS	the operation completed successfully
CUBLAS_STATUS_NOT_INITIALIZED	the library was not initialized
CUBLAS_STATUS_ARCH_MISMATCH	the device does not support double-precision
CUBLAS_STATUS_EXECUTION_FAILED	the function failed to launch on the GPU

For references please refer to:

[sshscal](#), [dscal](#), [cssscal](#), [cscal](#), [zdscal](#), [zscal](#)

2.5.13. cublas<t>swap()

```

cublasStatus_t cublasSswap(cublasHandle_t handle, int n, float *x,
                           int incx, float *y, int incy)
cublasStatus_t cublasDswap(cublasHandle_t handle, int n, double *x,
                           int incx, double *y, int incy)
cublasStatus_t cublasCswap(cublasHandle_t handle, int n, cuComplex *x,
                           int incx, cuComplex *y, int incy)
cublasStatus_t cublasZswap(cublasHandle_t handle, int n, cuDoubleComplex *x,
                           int incx, cuDoubleComplex *y, int incy)

```

This function interchanges the elements of vector \mathbf{x} and \mathbf{y} . Hence, the performed operation is $\mathbf{y}[j] \Leftrightarrow \mathbf{x}[k]$ for $i = 1, \dots, n$, $k = 1 + (i - 1) * \text{incx}$ and $j = 1 + (i - 1) * \text{incy}$. Notice that the last two equations reflect 1-based indexing used for compatibility with Fortran.

Param.	Memory	In/out	Meaning
handle		input	handle to the cuBLAS library context.
n		input	number of elements in the vector \mathbf{x} and \mathbf{y} .
x	device	in/out	<type> vector with n elements.
incx		input	stride between consecutive elements of \mathbf{x} .
y	device	in/out	<type> vector with n elements.
incy		input	stride between consecutive elements of \mathbf{y} .

The possible error values returned by this function and their meanings are listed below.

Error Value	Meaning
CUBLAS_STATUS_SUCCESS	the operation completed successfully
CUBLAS_STATUS_NOT_INITIALIZED	the library was not initialized
CUBLAS_STATUS_ARCH_MISMATCH	the device does not support double-precision
CUBLAS_STATUS_EXECUTION_FAILED	the function failed to launch on the GPU

For references please refer to:

[sswap](#), [dswap](#), [cswap](#), [zswap](#)

2.6. cuBLAS Level-2 Function Reference

In this chapter we describe the Level-2 Basic Linear Algebra Subprograms (BLAS2) functions that perform matrix-vector operations.

2.6.1. cublas<t>gbmv()

```

cublasStatus_t cublasSgbmv(cublasHandle_t handle, cublasOperation_t trans,
    int m, int n, int kl, int ku,
    const float *alpha,
    const float *A, int lda,
    const float *x, int incx,
    const float *beta,
    float *y, int incy)
cublasStatus_t cublasDgbmv(cublasHandle_t handle, cublasOperation_t trans,
    int m, int n, int kl, int ku,
    const double *alpha,
    const double *A, int lda,
    const double *x, int incx,
    const double *beta,
    double *y, int incy)
cublasStatus_t cublasCgbmv(cublasHandle_t handle, cublasOperation_t trans,
    int m, int n, int kl, int ku,
    const cuComplex *alpha,
    const cuComplex *A, int lda,
    const cuComplex *x, int incx,
    const cuComplex *beta,
    cuComplex *y, int incy)
cublasStatus_t cublasZgbmv(cublasHandle_t handle, cublasOperation_t trans,
    int m, int n, int kl, int ku,
    const cuDoubleComplex *alpha,
    const cuDoubleComplex *A, int lda,
    const cuDoubleComplex *x, int incx,
    const cuDoubleComplex *beta,
    cuDoubleComplex *y, int incy)

```

This function performs the banded matrix-vector multiplication

$$\mathbf{y} = \alpha \operatorname{op}(A)\mathbf{x} + \beta\mathbf{y}$$

where A is a banded matrix with kl subdiagonals and ku superdiagonals, \mathbf{x} and \mathbf{y} are vectors, and α and β are scalars. Also, for matrix A

$$\operatorname{op}(A) = \begin{cases} A & \text{if transa} == \text{CUBLAS_OP_N} \\ A^T & \text{if transa} == \text{CUBLAS_OP_T} \\ A^H & \text{if transa} == \text{CUBLAS_OP_H} \end{cases}$$

The banded matrix A is stored column by column, with the main diagonal stored in row $ku+1$ (starting in first position), the first superdiagonal stored in row ku (starting in second position), the first subdiagonal stored in row $ku+2$ (starting in first position), etc. So that in general, the element $A(i, j)$ is stored in the memory location $\mathbf{A}(\mathbf{ku}+1+\mathbf{i}-\mathbf{j}, \mathbf{j})$ for $j = 1, \dots, n$ and $i \in [\max(1, j - ku), \min(m, j + kl)]$. Also, the elements in the array A that do not conceptually correspond to the elements in the banded matrix (the top left $ku \times ku$ and bottom right $kl \times kl$ triangles) are not referenced.

Param.	Memory	In/out	Meaning
handle		input	handle to the cuBLAS library context.
trans		input	operation $\operatorname{op}(A)$ that is non- or (conj.) transpose.
m		input	number of rows of matrix A .
n		input	number of columns of matrix A .

Param.	Memory	In/out	Meaning
kl		input	number of subdiagonals of matrix A .
ku		input	number of superdiagonals of matrix A .
alpha	host or device	input	<type> scalar used for multiplication.
A	device	input	<type> array of dimension $lda \times n$ with $lda \geq kl + ku + 1$.
lda		input	leading dimension of two-dimensional array used to store matrix A .
x	device	input	<type> vector with n elements if <code>transa == CUBLAS_OP_N</code> and m elements otherwise.
incx		input	stride between consecutive elements of x .
beta	host or device	input	<type> scalar used for multiplication, if <code>beta == 0</code> then y does not have to be a valid input.
y	device	in/out	<type> vector with m elements if <code>transa == CUBLAS_OP_N</code> and n elements otherwise.
incy		input	stride between consecutive elements of y .

The possible error values returned by this function and their meanings are listed below.

Error Value	Meaning
<code>CUBLAS_STATUS_SUCCESS</code>	the operation completed successfully
<code>CUBLAS_STATUS_NOT_INITIALIZED</code>	the library was not initialized
<code>CUBLAS_STATUS_INVALID_VALUE</code>	the parameters or
<code>CUBLAS_STATUS_ARCH_MISMATCH</code>	the device does not support double-precision
<code>CUBLAS_STATUS_EXECUTION_FAILED</code>	the function failed to launch on the GPU

For references please refer to:

[sgbmv](#), [dgbmv](#), [cgbmv](#), [zgbmv](#)

2.6.2. cublas<t>gemv()

```

cublasStatus_t cublasSgemv(cublasHandle_t handle, cublasOperation_t trans,
    int m, int n,
    const float *alpha,
    const float *A, int lda,
    const float *x, int incx,
    const float *beta,
    float *y, int incy)
cublasStatus_t cublasDgemv(cublasHandle_t handle, cublasOperation_t trans,
    int m, int n,
    const double *alpha,
    const double *A, int lda,
    const double *x, int incx,
    const double *beta,
    double *y, int incy)
cublasStatus_t cublasCgemv(cublasHandle_t handle, cublasOperation_t trans,
    int m, int n,
    const cuComplex *alpha,
    const cuComplex *A, int lda,
    const cuComplex *x, int incx,
    const cuComplex *beta,
    cuComplex *y, int incy)
cublasStatus_t cublasZgemv(cublasHandle_t handle, cublasOperation_t trans,
    int m, int n,
    const cuDoubleComplex *alpha,
    const cuDoubleComplex *A, int lda,
    const cuDoubleComplex *x, int incx,
    const cuDoubleComplex *beta,
    cuDoubleComplex *y, int incy)

```

This function performs the matrix-vector multiplication

$$\mathbf{y} = \alpha \text{op}(\mathbf{A})\mathbf{x} + \beta\mathbf{y}$$

where A is a $m \times n$ matrix stored in column-major format, \mathbf{x} and \mathbf{y} are vectors, and α and β are scalars. Also, for matrix A

$$\text{op}(A) = \begin{cases} A & \text{if transa} == \text{CUBLAS_OP_N} \\ A^T & \text{if transa} == \text{CUBLAS_OP_T} \\ A^H & \text{if transa} == \text{CUBLAS_OP_H} \end{cases}$$

Param.	Memory	In/out	Meaning
handle		input	handle to the cuBLAS library context.
trans		input	operation op(A) that is non- or (conj.) transpose.
m		input	number of rows of matrix A.
n		input	number of columns of matrix A.
alpha	host or device	input	<type> scalar used for multiplication.
A	device	input	<type> array of dimension lda x n with lda >= max(1, m). Before entry, the leading m by n part of the array A must contain the matrix of coefficients. Unchanged on exit.
lda		input	leading dimension of two-dimensional array used to store matrix A. lda must be at least max(1, m).

Param.	Memory	In/out	Meaning
x	device	input	<type> vector at least $(1 + (n-1) * \text{abs}(\text{incx}))$ elements if <code>transa==CUBLAS_OP_N</code> and at least $(1 + (m-1) * \text{abs}(\text{incx}))$ elements otherwise.
incx		input	stride between consecutive elements of x .
beta	host or device	input	<type> scalar used for multiplication, if <code>beta==0</code> then y does not have to be a valid input.
y	device	in/out	<type> vector at least $(1 + (m-1) * \text{abs}(\text{incy}))$ elements if <code>transa==CUBLAS_OP_N</code> and at least $(1 + (n-1) * \text{abs}(\text{incy}))$ elements otherwise.
incy		input	stride between consecutive elements of y

The possible error values returned by this function and their meanings are listed below.

Error Value	Meaning
<code>CUBLAS_STATUS_SUCCESS</code>	the operation completed successfully
<code>CUBLAS_STATUS_NOT_INITIALIZED</code>	the library was not initialized
<code>CUBLAS_STATUS_INVALID_VALUE</code>	the parameters <code>m, n < 0</code> or <code>incx, incy = 0</code>
<code>CUBLAS_STATUS_ARCH_MISMATCH</code>	the device does not support double-precision
<code>CUBLAS_STATUS_EXECUTION_FAILED</code>	the function failed to launch on the GPU

For references please refer to:

[sgemv](#), [dgemv](#), [cgemv](#), [zgemv](#)

2.6.3. cublas<t>ger()

```

cublasStatus_t cublasSger(cublasHandle_t handle, int m, int n,
                        const float *alpha,
                        const float *x, int incx,
                        const float *y, int incy,
                        float *A, int lda)
cublasStatus_t cublasDger(cublasHandle_t handle, int m, int n,
                        const double *alpha,
                        const double *x, int incx,
                        const double *y, int incy,
                        double *A, int lda)
cublasStatus_t cublasCgeru(cublasHandle_t handle, int m, int n,
                        const cuComplex *alpha,
                        const cuComplex *x, int incx,
                        const cuComplex *y, int incy,
                        cuComplex *A, int lda)
cublasStatus_t cublasCgerc(cublasHandle_t handle, int m, int n,
                        const cuComplex *alpha,
                        const cuComplex *x, int incx,
                        const cuComplex *y, int incy,
                        cuComplex *A, int lda)
cublasStatus_t cublasZgeru(cublasHandle_t handle, int m, int n,
                        const cuDoubleComplex *alpha,
                        const cuDoubleComplex *x, int incx,
                        const cuDoubleComplex *y, int incy,
                        cuDoubleComplex *A, int lda)
cublasStatus_t cublasZgerc(cublasHandle_t handle, int m, int n,
                        const cuDoubleComplex *alpha,
                        const cuDoubleComplex *x, int incx,
                        const cuDoubleComplex *y, int incy,
                        cuDoubleComplex *A, int lda)

```

This function performs the rank-1 update

$$A = \begin{cases} \alpha \mathbf{x} \mathbf{y}^T + A & \text{if ger(),geru() is called} \\ \alpha \mathbf{x} \mathbf{y}^H + A & \text{if gerc() is called} \end{cases}$$

where A is a $m \times n$ matrix stored in column-major format, \mathbf{x} and \mathbf{y} are vectors, and α is a scalar.

Param.	Memory	In/out	Meaning
handle		input	handle to the cuBLAS library context.
m		input	number of rows of matrix A .
n		input	number of columns of matrix A .
alpha	host or device	input	<type> scalar used for multiplication.
x	device	input	<type> vector with m elements.
incx		input	stride between consecutive elements of \mathbf{x} .
y	device	input	<type> vector with n elements.
incy		input	stride between consecutive elements of \mathbf{y} .
A	device	in/out	<type> array of dimension $lda \times n$ with $lda \geq \max(1, m)$.

Param.	Memory	In/out	Meaning
lda		input	leading dimension of two-dimensional array used to store matrix A .

The possible error values returned by this function and their meanings are listed below.

Error Value	Meaning
CUBLAS_STATUS_SUCCESS	the operation completed successfully
CUBLAS_STATUS_NOT_INITIALIZED	the library was not initialized
CUBLAS_STATUS_INVALID_VALUE	the parameters $m, n < 0$ or $incx, incy = 0$
CUBLAS_STATUS_ARCH_MISMATCH	the device does not support double-precision
CUBLAS_STATUS_EXECUTION_FAILED	the function failed to launch on the GPU

For references please refer to:

[sger](#), [dger](#), [cgeru](#), [cgerc](#), [zgeru](#), [zgerc](#)

2.6.4. cublas<t>sbmv()

```

cublasStatus_t cublasSsbmv(cublasHandle_t handle, cublasFillMode_t uplo,
                           int n, int k, const float *alpha,
                           const float *A, int lda,
                           const float *x, int incx,
                           const float *beta, float *y, int incy)
cublasStatus_t cublasDsbmv(cublasHandle_t handle, cublasFillMode_t uplo,
                           int n, int k, const double *alpha,
                           const double *A, int lda,
                           const double *x, int incx,
                           const double *beta, double *y, int incy)

```

This function performs the symmetric banded matrix-vector multiplication

$$\mathbf{y} = \alpha \mathbf{A} \mathbf{x} + \beta \mathbf{y}$$

where A is a $n \times n$ symmetric banded matrix with k subdiagonals and superdiagonals, \mathbf{x} and \mathbf{y} are vectors, and α and β are scalars.

If `uplo == CUBLAS_FILL_MODE_LOWER` then the symmetric banded matrix A is stored column by column, with the main diagonal of the matrix stored in row 1, the first subdiagonal in row 2 (starting at first position), the second subdiagonal in row 3 (starting at first position), etc. So that in general, the element $A(i, j)$ is stored in the memory location $\mathbf{A}(1+i-j, j)$ for $j = 1, \dots, n$ and $i \in [j, \min(m, j+k)]$. Also, the elements in the array \mathbf{A} that do not conceptually correspond to the elements in the banded matrix (the bottom right $k \times k$ triangle) are not referenced.

If `uplo == CUBLAS_FILL_MODE_UPPER` then the symmetric banded matrix A is stored column by column, with the main diagonal of the matrix stored in row $k+1$, the first superdiagonal in row k (starting at second position), the second superdiagonal in row $k-1$ (starting at third position), etc. So that in general, the element $A(i, j)$ is stored in the memory location $\mathbf{A}(1+k+i-j, j)$ for $j = 1, \dots, n$ and $i \in [\max(1, j-k), j]$. Also,

the elements in the array **A** that do not conceptually correspond to the elements in the banded matrix (the top left $k \times k$ triangle) are not referenced.

Param.	Memory	In/out	Meaning
handle		input	handle to the cuBLAS library context.
uplo		input	indicates if matrix A lower or upper part is stored, the other symmetric part is not referenced and is inferred from the stored elements.
n		input	number of rows and columns of matrix A .
k		input	number of sub- and super-diagonals of matrix A .
alpha	host or device	input	<type> scalar used for multiplication.
A	device	input	<type> array of dimension $lda \times n$ with $lda \geq k+1$.
lda		input	leading dimension of two-dimensional array used to store matrix A .
x	device	input	<type> vector with n elements.
incx		input	stride between consecutive elements of x .
beta	host or device	input	<type> scalar used for multiplication, if $\beta=0$ then y does not have to be a valid input.
y	device	in/out	<type> vector with n elements.
incy		input	stride between consecutive elements of y .

The possible error values returned by this function and their meanings are listed below.

Error Value	Meaning
CUBLAS_STATUS_SUCCESS	the operation completed successfully
CUBLAS_STATUS_NOT_INITIALIZED	the library was not initialized
CUBLAS_STATUS_INVALID_VALUE	the parameters $n, k < 0$ or $incx, incy = 0$
CUBLAS_STATUS_ARCH_MISMATCH	the device does not support double-precision
CUBLAS_STATUS_EXECUTION_FAILED	the function failed to launch on the GPU

For references please refer to:

[ssbmv](#), [dsbmv](#)

2.6.5. cublas<t>spmv()

```

cublasStatus_t cublasSspmv(cublasHandle_t handle, cublasFillMode_t uplo,
                           int n, const float *alpha, const float *AP,
                           const float *x, int incx, const float *beta,
                           float *y, int incy)
cublasStatus_t cublasDspmv(cublasHandle_t handle, cublasFillMode_t uplo,
                           int n, const double *alpha, const double *AP,
                           const double *x, int incx, const double *beta,
                           double *y, int incy)

```

This function performs the symmetric packed matrix-vector multiplication

$$\mathbf{y} = \alpha \mathbf{A}\mathbf{x} + \beta \mathbf{y}$$

where A is a $n \times n$ symmetric matrix stored in packed format, \mathbf{x} and \mathbf{y} are vectors, and α and β are scalars.

If `uplo == CUBLAS_FILL_MODE_LOWER` then the elements in the lower triangular part of the symmetric matrix A are packed together column by column without gaps, so that the element $A(i, j)$ is stored in the memory location `AP[i + ((2*n - j + 1) * j) / 2]` for $j = 1, \dots, n$ and $i \geq j$. Consequently, the packed format requires only $\frac{n(n+1)}{2}$ elements for storage.

If `uplo == CUBLAS_FILL_MODE_UPPER` then the elements in the upper triangular part of the symmetric matrix A are packed together column by column without gaps, so that the element $A(i, j)$ is stored in the memory location `AP[i + (j * (j + 1)) / 2]` for $j = 1, \dots, n$ and $i \leq j$. Consequently, the packed format requires only $\frac{n(n+1)}{2}$ elements for storage.

Param.	Memory	In/out	Meaning
handle		input	handle to the cuBLAS library context.
uplo		input	indicates if matrix A lower or upper part is stored, the other symmetric part is not referenced and is inferred from the stored elements.
n		input	number of rows and columns of matrix A .
alpha	host or device	input	<type> scalar used for multiplication.
AP	device	input	<type> array with A stored in packed format.
x	device	input	<type> vector with n elements.
incx		input	stride between consecutive elements of \mathbf{x} .
beta	host or device	input	<type> scalar used for multiplication, if <code>beta==0</code> then \mathbf{y} does not have to be a valid input.
y	device	input	<type> vector with n elements.
incy		input	stride between consecutive elements of \mathbf{y} .

The possible error values returned by this function and their meanings are listed below.

Error Value	Meaning
<code>CUBLAS_STATUS_SUCCESS</code>	the operation completed successfully
<code>CUBLAS_STATUS_NOT_INITIALIZED</code>	the library was not initialized
<code>CUBLAS_STATUS_INVALID_VALUE</code>	the parameters <code>n < 0</code> or <code>incx, incy = 0</code>
<code>CUBLAS_STATUS_ARCH_MISMATCH</code>	the device does not support double-precision
<code>CUBLAS_STATUS_EXECUTION_FAILED</code>	the function failed to launch on the GPU

For references please refer to:

[sspmv](#), [dspmv](#)

2.6.6. cublas<t>spr()

```
cublasStatus_t cublasSspr(cublasHandle_t handle, cublasFillMode_t uplo,
                          int n, const float *alpha,
                          const float *x, int incx, float *AP)
cublasStatus_t cublasDspr(cublasHandle_t handle, cublasFillMode_t uplo,
                          int n, const double *alpha,
                          const double *x, int incx, double *AP)
```

This function performs the packed symmetric rank-1 update

$$A = \alpha \mathbf{x}\mathbf{x}^T + A$$

where A is a $n \times n$ symmetric matrix stored in packed format, \mathbf{x} is a vector, and α is a scalar.

If `uplo == CUBLAS_FILL_MODE_LOWER` then the elements in the lower triangular part of the symmetric matrix A are packed together column by column without gaps, so that the element $A(i, j)$ is stored in the memory location `AP[i + ((2*n - j + 1) * j) / 2]` for $j = 1, \dots, n$ and $i \geq j$. Consequently, the packed format requires only $\frac{n(n+1)}{2}$ elements for storage.

If `uplo == CUBLAS_FILL_MODE_UPPER` then the elements in the upper triangular part of the symmetric matrix A are packed together column by column without gaps, so that the element $A(i, j)$ is stored in the memory location `AP[i + (j * (j + 1)) / 2]` for $j = 1, \dots, n$ and $i \leq j$. Consequently, the packed format requires only $\frac{n(n+1)}{2}$ elements for storage.

Param.	Memory	In/out	Meaning
handle		input	handle to the cuBLAS library context.
uplo		input	indicates if matrix A lower or upper part is stored, the other symmetric part is not referenced and is inferred from the stored elements.
n		input	number of rows and columns of matrix A .
alpha	host or device	input	<type> scalar used for multiplication.
x	device	input	<type> vector with <code>n</code> elements.
incx		input	stride between consecutive elements of \mathbf{x} .
AP	device	in/out	<type> array with A stored in packed format.

The possible error values returned by this function and their meanings are listed below.

Error Value	Meaning
<code>CUBLAS_STATUS_SUCCESS</code>	the operation completed successfully
<code>CUBLAS_STATUS_NOT_INITIALIZED</code>	the library was not initialized

Error Value	Meaning
CUBLAS_STATUS_INVALID_VALUE	the parameters $n < 0$ or $incx, incy = 0$
CUBLAS_STATUS_ARCH_MISMATCH	the device does not support double-precision
CUBLAS_STATUS_EXECUTION_FAILED	the function failed to launch on the GPU

For references please refer to:

[sspr](#), [dspr](#)

2.6.7. cublas<t>spr2()

```

cublasStatus_t cublasSspr2(cublasHandle_t handle, cublasFillMode_t uplo,
                          int n, const float *alpha,
                          const float *x, int incx,
                          const float *y, int incy, float *AP)
cublasStatus_t cublasDspr2(cublasHandle_t handle, cublasFillMode_t uplo,
                          int n, const double *alpha,
                          const double *x, int incx,
                          const double *y, int incy, double *AP)

```

This function performs the packed symmetric rank-2 update

$$A = \alpha(\mathbf{xy}^T + \mathbf{yx}^T) + A$$

where A is a $n \times n$ symmetric matrix stored in packed format, \mathbf{x} is a vector, and α is a scalar.

If `uplo == CUBLAS_FILL_MODE_LOWER` then the elements in the lower triangular part of the symmetric matrix A are packed together column by column without gaps, so that the element $A(i, j)$ is stored in the memory location `AP[i + ((2*n - j + 1) * j) / 2]` for $j = 1, \dots, n$ and $i \geq j$. Consequently, the packed format requires only $\frac{n(n+1)}{2}$ elements for storage.

If `uplo == CUBLAS_FILL_MODE_UPPER` then the elements in the upper triangular part of the symmetric matrix A are packed together column by column without gaps, so that the element $A(i, j)$ is stored in the memory location `AP[i + (j * (j + 1)) / 2]` for $j = 1, \dots, n$ and $i \leq j$. Consequently, the packed format requires only $\frac{n(n+1)}{2}$ elements for storage.

Param.	Memory	In/out	Meaning
handle		input	handle to the cuBLAS library context.
uplo		input	indicates if matrix A lower or upper part is stored, the other symmetric part is not referenced and is inferred from the stored elements.
n		input	number of rows and columns of matrix A .
alpha	host or device	input	<type> scalar used for multiplication.
x	device	input	<type> vector with n elements.
incx		input	stride between consecutive elements of \mathbf{x} .

Param.	Memory	In/out	Meaning
y	device	input	<type> vector with <i>n</i> elements.
incy		input	stride between consecutive elements of <i>y</i> .
AP	device	in/out	<type> array with <i>A</i> stored in packed format.

The possible error values returned by this function and their meanings are listed below.

Error Value	Meaning
CUBLAS_STATUS_SUCCESS	the operation completed successfully
CUBLAS_STATUS_NOT_INITIALIZED	the library was not initialized
CUBLAS_STATUS_INVALID_VALUE	the parameters <i>n</i> <0 or <i>incx</i> , <i>incy</i> =0
CUBLAS_STATUS_ARCH_MISMATCH	the device does not support double-precision
CUBLAS_STATUS_EXECUTION_FAILED	the function failed to launch on the GPU

For references please refer to:

[sspr2](#), [dspr2](#)

2.6.8. cublas<t>symv()

```

cublasStatus_t cublasSsymv(cublasHandle_t handle, cublasFillMode_t uplo,
                          int n, const float *alpha,
                          const float *A, int lda,
                          const float *x, int incx, const float
                          *beta,
                          float *y, int incy)
cublasStatus_t cublasDsymv(cublasHandle_t handle, cublasFillMode_t uplo,
                          int n, const double *alpha,
                          const double *A, int lda,
                          const double *x, int incx, const double
                          *beta,
                          double *y, int incy)
cublasStatus_t cublasCsymv(cublasHandle_t handle, cublasFillMode_t uplo,
                          int n, const cuComplex *alpha, /* host or
device pointer */
                          const cuComplex *A, int lda,
                          const cuComplex *x, int incx, const cuComplex
                          *beta,
                          cuComplex *y, int incy)
cublasStatus_t cublasZsymv(cublasHandle_t handle, cublasFillMode_t uplo,
                          int n, const cuDoubleComplex *alpha,
                          const cuDoubleComplex *A, int lda,
                          const cuDoubleComplex *x, int incx, const
                          cuDoubleComplex *beta,
                          cuDoubleComplex *y, int incy)

```

This function performs the symmetric matrix-vector multiplication.

$$\mathbf{y} = \alpha \mathbf{A} \mathbf{x} + \beta \mathbf{y}$$

where *A* is a $n \times n$ symmetric matrix stored in lower or upper mode, *x* and *y* are vectors, and α and β are scalars.

This function has an alternate faster implementation using atomics that can be enabled with `cublasSetAtomicMode()`.

Please see the section on the function `cublasSetAtomicMode()` for more details about the usage of atomics.

Param.	Memory	In/out	Meaning
handle		input	handle to the cuBLAS library context.
uplo		input	indicates if matrix lower or upper part is stored, the other symmetric part is not referenced and is inferred from the stored elements.
n		input	number of rows and columns of matrix A .
alpha	host or device	input	<type> scalar used for multiplication.
A	device	input	<type> array of dimension $lda \times n$ with $lda \geq \max(1, n)$.
lda		input	leading dimension of two-dimensional array used to store matrix A .
x	device	input	<type> vector with n elements.
incx		input	stride between consecutive elements of x .
beta	host or device	input	<type> scalar used for multiplication, if <code>beta==0</code> then y does not have to be a valid input.
y	device	in/out	<type> vector with n elements.
incy		input	stride between consecutive elements of y .

The possible error values returned by this function and their meanings are listed below.

Error Value	Meaning
<code>CUBLAS_STATUS_SUCCESS</code>	the operation completed successfully
<code>CUBLAS_STATUS_NOT_INITIALIZED</code>	the library was not initialized
<code>CUBLAS_STATUS_INVALID_VALUE</code>	the parameters <code>n<0</code> or <code>incx, incy=0</code>
<code>CUBLAS_STATUS_ARCH_MISMATCH</code>	the device does not support double-precision
<code>CUBLAS_STATUS_EXECUTION_FAILED</code>	the function failed to launch on the GPU

For references please refer to:

[ssymv](#), [dsymv](#)

2.6.9. cublas<t>syr()

```

cublasStatus_t cublasSsyr(cublasHandle_t handle, cublasFillMode_t uplo,
                        int n, const float *alpha,
                        const float *x, int incx, float
                        *A, int lda)
cublasStatus_t cublasDsyr(cublasHandle_t handle, cublasFillMode_t uplo,
                        int n, const double *alpha,
                        const double *x, int incx, double
                        *A, int lda)
cublasStatus_t cublasCsyr(cublasHandle_t handle, cublasFillMode_t uplo,
                        int n, const cuComplex *alpha,
                        const cuComplex *x, int incx, cuComplex
                        *A, int lda)
cublasStatus_t cublasZsyr(cublasHandle_t handle, cublasFillMode_t uplo,
                        int n, const cuDoubleComplex *alpha,
                        const cuDoubleComplex *x, int incx, cuDoubleComplex
                        *A, int lda)

```

This function performs the symmetric rank-1 update

$$A = \alpha \mathbf{x} \mathbf{x}^T + A$$

where A is a $n \times n$ symmetric matrix stored in column-major format, \mathbf{x} is a vector, and α is a scalar.

Param.	Memory	In/out	Meaning
handle		input	handle to the cuBLAS library context.
uplo		input	indicates if matrix \mathbf{A} lower or upper part is stored, the other symmetric part is not referenced and is inferred from the stored elements.
n		input	number of rows and columns of matrix \mathbf{A} .
alpha	host or device	input	<type> scalar used for multiplication.
x	device	input	<type> vector with n elements.
incx		input	stride between consecutive elements of \mathbf{x} .
A	device	in/out	<type> array of dimensions $lda \times n$, with $lda \geq \max(1, n)$.
lda		input	leading dimension of two-dimensional array used to store matrix \mathbf{A} .

The possible error values returned by this function and their meanings are listed below.

Error Value	Meaning
CUBLAS_STATUS_SUCCESS	the operation completed successfully
CUBLAS_STATUS_NOT_INITIALIZED	the library was not initialized
CUBLAS_STATUS_INVALID_VALUE	the parameters $n < 0$ or $incx = 0$
CUBLAS_STATUS_ARCH_MISMATCH	the device does not support double-precision
CUBLAS_STATUS_EXECUTION_FAILED	the function failed to launch on the GPU

For references please refer to:

[ssyr](#), [dsyr](#)

2.6.10. cublas<t>syr2()

```

cublasStatus_t cublasSsyr2(cublasHandle_t handle, cublasFillMode_t uplo, int n,
                          const float *alpha, const float
*x, int incx,
                          const float *y, int incy, float
*A, int lda
cublasStatus_t cublasDsyr2(cublasHandle_t handle, cublasFillMode_t uplo, int n,
                          const double *alpha, const double
*x, int incx,
                          const double *y, int incy, double
*A, int lda
cublasStatus_t cublasCsyr2(cublasHandle_t handle, cublasFillMode_t uplo, int n,
                          const cuComplex *alpha, const cuComplex
*x, int incx,
                          const cuComplex *y, int incy, cuComplex
*A, int lda
cublasStatus_t cublasZsyr2(cublasHandle_t handle, cublasFillMode_t uplo, int n,
                          const cuDoubleComplex *alpha, const cuDoubleComplex
*x, int incx,
                          const cuDoubleComplex *y, int incy, cuDoubleComplex
*A, int lda

```

This function performs the symmetric rank-2 update

$$A = \alpha(\mathbf{xy}^T + \mathbf{yx}^T) + A$$

where A is a $n \times n$ symmetric matrix stored in column-major format, \mathbf{x} and \mathbf{y} are vectors, and α is a scalar.

Param.	Memory	In/out	Meaning
handle		input	handle to the cuBLAS library context.
uplo		input	indicates if matrix \mathbf{A} lower or upper part is stored, the other symmetric part is not referenced and is inferred from the stored elements.
n		input	number of rows and columns of matrix \mathbf{A} .
alpha	host or device	input	<type> scalar used for multiplication.
x	device	input	<type> vector with n elements.
incx		input	stride between consecutive elements of \mathbf{x} .
y	device	input	<type> vector with n elements.
incy		input	stride between consecutive elements of \mathbf{y} .
A	device	in/out	<type> array of dimensions $\text{lda} \times n$, with $\text{lda} \geq \max(1, n)$.
lda		input	leading dimension of two-dimensional array used to store matrix \mathbf{A} .

The possible error values returned by this function and their meanings are listed below.

Error Value	Meaning
CUBLAS_STATUS_SUCCESS	the operation completed successfully
CUBLAS_STATUS_NOT_INITIALIZED	the library was not initialized
CUBLAS_STATUS_INVALID_VALUE	the parameters $n < 0$ or $incx, incy = 0$
CUBLAS_STATUS_ARCH_MISMATCH	the device does not support double-precision
CUBLAS_STATUS_EXECUTION_FAILED	the function failed to launch on the GPU

For references please refer to:

[ssyr2](#), [dsyr2](#)

2.6.11. cublas<t>tbmv()

```

cublasStatus_t cublasStbmv(cublasHandle_t handle, cublasFillMode_t uplo,
                          cublasOperation_t trans, cublasDiagType_t diag,
                          int n, int k, const float *A, int lda,
                          float *x, int incx)
cublasStatus_t cublasDtbmv(cublasHandle_t handle, cublasFillMode_t uplo,
                          cublasOperation_t trans, cublasDiagType_t diag,
                          int n, int k, const double *A, int lda,
                          double *x, int incx)
cublasStatus_t cublasCtbmv(cublasHandle_t handle, cublasFillMode_t uplo,
                          cublasOperation_t trans, cublasDiagType_t diag,
                          int n, int k, const cuComplex *A, int lda,
                          cuComplex *x, int incx)
cublasStatus_t cublasZtbmv(cublasHandle_t handle, cublasFillMode_t uplo,
                          cublasOperation_t trans, cublasDiagType_t diag,
                          int n, int k, const cuDoubleComplex *A, int lda,
                          cuDoubleComplex *x, int incx)

```

This function performs the triangular banded matrix-vector multiplication

$$\mathbf{x} = \text{op}(A)\mathbf{x}$$

where A is a triangular banded matrix, and \mathbf{x} is a vector. Also, for matrix A

$$\text{op}(A) = \begin{cases} A & \text{if transa} == \text{CUBLAS_OP_N} \\ A^T & \text{if transa} == \text{CUBLAS_OP_T} \\ A^H & \text{if transa} == \text{CUBLAS_OP_C} \end{cases}$$

If `uplo == CUBLAS_FILL_MODE_LOWER` then the triangular banded matrix A is stored column by column, with the main diagonal of the matrix stored in row 1 , the first subdiagonal in row 2 (starting at first position), the second subdiagonal in row 3 (starting at first position), etc. So that in general, the element $A(i, j)$ is stored in the memory location $\mathbf{A}(1+i-j, j)$ for $j = 1, \dots, n$ and $i \in [j, \min(m, j+k)]$. Also, the elements in the array \mathbf{A} that do not conceptually correspond to the elements in the banded matrix (the bottom right $k \times k$ triangle) are not referenced.

If `uplo == CUBLAS_FILL_MODE_UPPER` then the triangular banded matrix A is stored column by column, with the main diagonal of the matrix stored in row $k+1$, the first superdiagonal in row k (starting at second position), the second superdiagonal in row $k-1$ (starting at third position), etc. So that in general, the element $A(i, j)$ is stored in the memory location $\mathbf{A}(1+k+i-j, j)$ for $j = 1, \dots, n$ and $i \in [\max(1, j-k), j]$. Also, the

elements in the array **A** that do not conceptually correspond to the elements in the banded matrix (the top left $k \times k$ triangle) are not referenced.

Param.	Memory	In/out	Meaning
handle		input	handle to the cuBLAS library context.
uplo		input	indicates if matrix A lower or upper part is stored, the other part is not referenced and is inferred from the stored elements.
trans		input	operation $op(\mathbf{A})$ that is non- or (conj.) transpose.
diag		input	indicates if the elements on the main diagonal of matrix A are unity and should not be accessed.
n		input	number of rows and columns of matrix A .
k		input	number of sub- and super-diagonals of matrix A .
A	device	input	<type> array of dimension $lda \times n$, with $lda \geq k+1$.
lda		input	leading dimension of two-dimensional array used to store matrix A .
x	device	in/out	<type> vector with n elements.
incx		input	stride between consecutive elements of x .

The possible error values returned by this function and their meanings are listed below.

Error Value	Meaning
CUBLAS_STATUS_SUCCESS	the operation completed successfully
CUBLAS_STATUS_NOT_INITIALIZED	the library was not initialized
CUBLAS_STATUS_INVALID_VALUE	the parameters n , k < 0 or incx =0
CUBLAS_STATUS_ARCH_MISMATCH	the device does not support double-precision
CUBLAS_STATUS_ALLOC_FAILED	the allocation of internal scratch memory failed
CUBLAS_STATUS_EXECUTION_FAILED	the function failed to launch on the GPU

For references please refer to:

[stbmv](#), [dtbmv](#), [ctbmv](#), [ztbmv](#)

2.6.12. cublas<t>tbsv()

```

cublasStatus_t cublasStbsv(cublasHandle_t handle, cublasFillMode_t uplo,
                           cublasOperation_t trans, cublasDiagType_t diag,
                           int n, int k, const float *A, int lda,
                           float *x, int incx)
cublasStatus_t cublasDtbsv(cublasHandle_t handle, cublasFillMode_t uplo,
                           cublasOperation_t trans, cublasDiagType_t diag,
                           int n, int k, const double *A, int lda,
                           double *x, int incx)
cublasStatus_t cublasCtbsv(cublasHandle_t handle, cublasFillMode_t uplo,
                           cublasOperation_t trans, cublasDiagType_t diag,
                           int n, int k, const cuComplex *A, int lda,
                           cuComplex *x, int incx)
cublasStatus_t cublasZtbsv(cublasHandle_t handle, cublasFillMode_t uplo,
                           cublasOperation_t trans, cublasDiagType_t diag,
                           int n, int k, const cuDoubleComplex *A, int lda,
                           cuDoubleComplex *x, int incx)

```

This function solves the triangular banded linear system with a single right-hand-side

$$\text{op}(A)\mathbf{x} = \mathbf{b}$$

where A is a triangular banded matrix, and \mathbf{x} and \mathbf{b} are vectors. Also, for matrix A

$$\text{op}(A) = \begin{cases} A & \text{if transa} == \text{CUBLAS_OP_N} \\ A^T & \text{if transa} == \text{CUBLAS_OP_T} \\ A^H & \text{if transa} == \text{CUBLAS_OP_C} \end{cases}$$

The solution \mathbf{x} overwrites the right-hand-sides \mathbf{b} on exit.

No test for singularity or near-singularity is included in this function.

If `uplo == CUBLAS_FILL_MODE_LOWER` then the triangular banded matrix A is stored column by column, with the main diagonal of the matrix stored in row **1**, the first subdiagonal in row **2** (starting at first position), the second subdiagonal in row **3** (starting at first position), etc. So that in general, the element $A(i, j)$ is stored in the memory location $\mathbf{A}(1+i-j, j)$ for $j = 1, \dots, n$ and $i \in [j, \min(m, j+k)]$. Also, the elements in the array \mathbf{A} that do not conceptually correspond to the elements in the banded matrix (the bottom right $k \times k$ triangle) are not referenced.

If `uplo == CUBLAS_FILL_MODE_UPPER` then the triangular banded matrix A is stored column by column, with the main diagonal of the matrix stored in row **k+1**, the first superdiagonal in row **k** (starting at second position), the second superdiagonal in row **k-1** (starting at third position), etc. So that in general, the element $A(i, j)$ is stored in the memory location $\mathbf{A}(1+k+i-j, j)$ for $j = 1, \dots, n$ and $i \in [\max(1, j-k), j]$. Also, the elements in the array \mathbf{A} that do not conceptually correspond to the elements in the banded matrix (the top left $k \times k$ triangle) are not referenced.

Param.	Memory	In/out	Meaning
handle		input	handle to the cuBLAS library context.
uplo		input	indicates if matrix \mathbf{A} lower or upper part is stored, the other part is not referenced and is inferred from the stored elements.
trans		input	operation $\text{op}(\mathbf{A})$ that is non- or (conj.) transpose.

Param.	Memory	In/out	Meaning
diag		input	indicates if the elements on the main diagonal of matrix A are unity and should not be accessed.
n		input	number of rows and columns of matrix A .
k		input	number of sub- and super-diagonals of matrix A .
A	device	input	<type> array of dimension <code>lda x n</code> , with <code>lda >= k+1</code> .
lda		input	leading dimension of two-dimensional array used to store matrix A .
x	device	in/out	<type> vector with <code>n</code> elements.
incx		input	stride between consecutive elements of x .

The possible error values returned by this function and their meanings are listed below.

Error Value	Meaning
CUBLAS_STATUS_SUCCESS	the operation completed successfully
CUBLAS_STATUS_NOT_INITIALIZED	the library was not initialized
CUBLAS_STATUS_INVALID_VALUE	the parameters <code>n, k < 0</code> or <code>incx = 0</code>
CUBLAS_STATUS_ARCH_MISMATCH	the device does not support double-precision
CUBLAS_STATUS_EXECUTION_FAILED	the function failed to launch on the GPU

For references please refer to:

[stbsv](#), [dtbsv](#), [ctbsv](#), [ztbsv](#)

2.6.13. cublas<t>tpmv()

```

cublasStatus_t cublasStpmv(cublasHandle_t handle, cublasFillMode_t uplo,
                           cublasOperation_t trans, cublasDiagType_t diag,
                           int n, const float *A,
                           float *x, int incx)
cublasStatus_t cublasDtpmv(cublasHandle_t handle, cublasFillMode_t uplo,
                           cublasOperation_t trans, cublasDiagType_t diag,
                           int n, const double *A,
                           double *x, int incx)
cublasStatus_t cublasCtpmv(cublasHandle_t handle, cublasFillMode_t uplo,
                           cublasOperation_t trans, cublasDiagType_t diag,
                           int n, const cuComplex *A,
                           cuComplex *x, int incx)
cublasStatus_t cublasZtpmv(cublasHandle_t handle, cublasFillMode_t uplo,
                           cublasOperation_t trans, cublasDiagType_t diag,
                           int n, const cuDoubleComplex *A,
                           cuDoubleComplex *x, int incx)

```

This function performs the triangular packed matrix-vector multiplication

$$\mathbf{x} = \text{op}(A)\mathbf{x}$$

where A is a triangular matrix stored in packed format, and \mathbf{x} is a vector. Also, for matrix A

$$\text{op}(A) = \begin{cases} A & \text{if transa} == \text{CUBLAS_OP_N} \\ A^T & \text{if transa} == \text{CUBLAS_OP_T} \\ A^H & \text{if transa} == \text{CUBLAS_OP_C} \end{cases}$$

If `uplo == CUBLAS_FILL_MODE_LOWER` then the elements in the lower triangular part of the triangular matrix A are packed together column by column without gaps, so that the element $A(i, j)$ is stored in the memory location `AP[i + ((2*n - j + 1) * j) / 2]` for $j = 1, \dots, n$ and $i \geq j$. Consequently, the packed format requires only $\frac{n(n+1)}{2}$ elements for storage.

If `uplo == CUBLAS_FILL_MODE_UPPER` then the elements in the upper triangular part of the triangular matrix A are packed together column by column without gaps, so that the element $A(i, j)$ is stored in the memory location `AP[i + (j * (j + 1)) / 2]` for $A(i, j)$ and $i \leq j$. Consequently, the packed format requires only $\frac{n(n+1)}{2}$ elements for storage.

Param.	Memory	In/out	Meaning
handle		input	handle to the cuBLAS library context.
uplo		input	indicates if matrix A lower or upper part is stored, the other part is not referenced and is inferred from the stored elements.
trans		input	operation <code>op(A)</code> that is non- or (conj.) transpose.
diag		input	indicates if the elements on the main diagonal of matrix A are unity and should not be accessed.
n		input	number of rows and columns of matrix A .
AP	device	input	<type> array with A stored in packed format.
x	device	in/out	<type> vector with n elements.
incx		input	stride between consecutive elements of x .

The possible error values returned by this function and their meanings are listed below.

Error Value	Meaning
<code>CUBLAS_STATUS_SUCCESS</code>	the operation completed successfully
<code>CUBLAS_STATUS_NOT_INITIALIZED</code>	the library was not initialized
<code>CUBLAS_STATUS_INVALID_VALUE</code>	the parameters $n < 0$ or <code>incx=0</code>
<code>CUBLAS_STATUS_ARCH_MISMATCH</code>	the device does not support double-precision
<code>CUBLAS_STATUS_ALLOC_FAILED</code>	the allocation of internal scratch memory failed
<code>CUBLAS_STATUS_EXECUTION_FAILED</code>	the function failed to launch on the GPU

For references please refer to:

[stpmv](#), [dtpmv](#), [ctpmv](#), [ztpmv](#)

2.6.14. cublas<t>tpsv()

```

cublasStatus_t cublasStpsv(cublasHandle_t handle, cublasFillMode_t uplo,
                           cublasOperation_t trans, cublasDiagType_t diag,
                           int n, const float *AP,
                           float *x, int incx)
cublasStatus_t cublasDtpsv(cublasHandle_t handle, cublasFillMode_t uplo,
                           cublasOperation_t trans, cublasDiagType_t diag,
                           int n, const double *AP,
                           double *x, int incx)
cublasStatus_t cublasCtpsv(cublasHandle_t handle, cublasFillMode_t uplo,
                           cublasOperation_t trans, cublasDiagType_t diag,
                           int n, const cuComplex *AP,
                           cuComplex *x, int incx)
cublasStatus_t cublasZtpsv(cublasHandle_t handle, cublasFillMode_t uplo,
                           cublasOperation_t trans, cublasDiagType_t diag,
                           int n, const cuDoubleComplex *AP,
                           cuDoubleComplex *x, int incx)

```

This function solves the packed triangular linear system with a single right-hand-side

$$\text{op}(A)\mathbf{x} = \mathbf{b}$$

where A is a triangular matrix stored in packed format, and \mathbf{x} and \mathbf{b} are vectors. Also, for matrix A

$$\text{op}(A) = \begin{cases} A & \text{if transa} == \text{CUBLAS_OP_N} \\ A^T & \text{if transa} == \text{CUBLAS_OP_T} \\ A^H & \text{if transa} == \text{CUBLAS_OP_C} \end{cases}$$

The solution \mathbf{x} overwrites the right-hand-sides \mathbf{b} on exit.

No test for singularity or near-singularity is included in this function.

If `uplo == CUBLAS_FILL_MODE_LOWER` then the elements in the lower triangular part of the triangular matrix A are packed together column by column without gaps, so that the element $A(i, j)$ is stored in the memory location `AP[i + ((2*n - j + 1) * j) / 2]` for $j = 1, \dots, n$ and $i \geq j$. Consequently, the packed format requires only $\frac{n(n+1)}{2}$ elements for storage.

If `uplo == CUBLAS_FILL_MODE_UPPER` then the elements in the upper triangular part of the triangular matrix A are packed together column by column without gaps, so that the element $A(i, j)$ is stored in the memory location `AP[i + (j * (j + 1)) / 2]` for $j = 1, \dots, n$ and $i \leq j$. Consequently, the packed format requires only $\frac{n(n+1)}{2}$ elements for storage.

Param.	Memory	In/out	Meaning
handle		input	handle to the cuBLAS library context.
uplo		input	indicates if matrix \mathbf{A} lower or upper part is stored, the other part is not referenced and is inferred from the stored elements.
trans		input	operation $\text{op}(\mathbf{A})$ that is non- or (conj.) transpose.
diag		input	indicates if the elements on the main diagonal of matrix are unity and should not be accessed.

Param.	Memory	In/out	Meaning
n		input	number of rows and columns of matrix A .
AP	device	input	<type> array with A stored in packed format.
x	device	in/out	<type> vector with n elements.
incx		input	stride between consecutive elements of x .

The possible error values returned by this function and their meanings are listed below.

Error Value	Meaning
CUBLAS_STATUS_SUCCESS	the operation completed successfully
CUBLAS_STATUS_NOT_INITIALIZED	the library was not initialized
CUBLAS_STATUS_INVALID_VALUE	the parameters $n < 0$ or $incx = 0$
CUBLAS_STATUS_ARCH_MISMATCH	the device does not support double-precision
CUBLAS_STATUS_EXECUTION_FAILED	the function failed to launch on the GPU

For references please refer to:

[stpsv](#), [dtpsv](#), [ctpsv](#), [ztpsv](#)

2.6.15. cublas<t>trmv()

```

cublasStatus_t cublasStrmv(cublasHandle_t handle, cublasFillMode_t uplo,
                          cublasOperation_t trans, cublasDiagType_t diag,
                          int n, const float *A, int lda,
                          float *x, int incx)
cublasStatus_t cublasDtrmv(cublasHandle_t handle, cublasFillMode_t uplo,
                          cublasOperation_t trans, cublasDiagType_t diag,
                          int n, const double *A, int lda,
                          double *x, int incx)
cublasStatus_t cublasCtrmv(cublasHandle_t handle, cublasFillMode_t uplo,
                          cublasOperation_t trans, cublasDiagType_t diag,
                          int n, const cuComplex *A, int lda,
                          cuComplex *x, int incx)
cublasStatus_t cublasZtrmv(cublasHandle_t handle, cublasFillMode_t uplo,
                          cublasOperation_t trans, cublasDiagType_t diag,
                          int n, const cuDoubleComplex *A, int lda,
                          cuDoubleComplex *x, int incx)

```

This function performs the triangular matrix-vector multiplication

$$\mathbf{x} = \text{op}(A)\mathbf{x}$$

where A is a triangular matrix stored in lower or upper mode with or without the main diagonal, and \mathbf{x} is a vector. Also, for matrix A

$$\text{op}(A) = \begin{cases} A & \text{if transa} == \text{CUBLAS_OP_N} \\ A^T & \text{if transa} == \text{CUBLAS_OP_T} \\ A^H & \text{if transa} == \text{CUBLAS_OP_C} \end{cases}$$

Param.	Memory	In/out	Meaning
handle		input	handle to the cuBLAS library context.
uplo		input	indicates if matrix A lower or upper part is stored, the other part is not referenced and is inferred from the stored elements.
trans		input	operation op(A) (that is, non- or conj.) transpose.
diag		input	indicates if the elements on the main diagonal of matrix A are unity and should not be accessed.
n		input	number of rows and columns of matrix A .
A	device	input	<type> array of dimensions $lda \times n$, with $lda \geq \max(1, n)$.
lda		input	leading dimension of two-dimensional array used to store matrix A .
x	device	in/out	<type> vector with n elements.
incx		input	stride between consecutive elements of x .

The possible error values returned by this function and their meanings are listed below.

Error Value	Meaning
CUBLAS_STATUS_SUCCESS	the operation completed successfully
CUBLAS_STATUS_NOT_INITIALIZED	the library was not initialized
CUBLAS_STATUS_INVALID_VALUE	the parameters $n < 0$ or $incx = 0$
CUBLAS_STATUS_ARCH_MISMATCH	the device does not support double-precision
CUBLAS_STATUS_ALLOC_FAILED	the allocation of internal scratch memory failed
CUBLAS_STATUS_EXECUTION_FAILED	the function failed to launch on the GPU

For references please refer to:

[strmv](#), [dtrmv](#), [ctrmv](#), [ztrmv](#)

2.6.16. cublas<t>trsv()

```

cublasStatus_t cublasStrsv(cublasHandle_t handle, cublasFillMode_t uplo,
                          cublasOperation_t trans, cublasDiagType_t diag,
                          int n, const float *A, int lda,
                          float *x, int incx)
cublasStatus_t cublasDtrsv(cublasHandle_t handle, cublasFillMode_t uplo,
                          cublasOperation_t trans, cublasDiagType_t diag,
                          int n, const double *A, int lda,
                          double *x, int incx)
cublasStatus_t cublasCtrsv(cublasHandle_t handle, cublasFillMode_t uplo,
                          cublasOperation_t trans, cublasDiagType_t diag,
                          int n, const cuComplex *A, int lda,
                          cuComplex *x, int incx)
cublasStatus_t cublasZtrsv(cublasHandle_t handle, cublasFillMode_t uplo,
                          cublasOperation_t trans, cublasDiagType_t diag,
                          int n, const cuDoubleComplex *A, int lda,
                          cuDoubleComplex *x, int incx)

```


This function solves the triangular linear system with a single right-hand-side

$$\text{op}(A)\mathbf{x} = \mathbf{b}$$

where A is a triangular matrix stored in lower or upper mode with or without the main diagonal, and \mathbf{x} and \mathbf{b} are vectors. Also, for matrix A

$$\text{op}(A) = \begin{cases} A & \text{if transa} == \text{CUBLAS_OP_N} \\ A^T & \text{if transa} == \text{CUBLAS_OP_T} \\ A^H & \text{if transa} == \text{CUBLAS_OP_C} \end{cases}$$

The solution \mathbf{x} overwrites the right-hand-sides \mathbf{b} on exit.

No test for singularity or near-singularity is included in this function.

Param.	Memory	In/out	Meaning
handle		input	handle to the cuBLAS library context.
uplo		input	indicates if matrix \mathbf{A} lower or upper part is stored, the other part is not referenced and is inferred from the stored elements.
trans		input	operation $\text{op}(\mathbf{A})$ that is non- or (conj.) transpose.
diag		input	indicates if the elements on the main diagonal of matrix \mathbf{A} are unity and should not be accessed.
n		input	number of rows and columns of matrix \mathbf{A} .
A	device	input	<type> array of dimension $\text{lda} \times n$, with $\text{lda} \geq \max(1, n)$.
lda		input	leading dimension of two-dimensional array used to store matrix \mathbf{A} .
x	device	in/out	<type> vector with n elements.
incx		input	stride between consecutive elements of \mathbf{x} .

The possible error values returned by this function and their meanings are listed below.

Error Value	Meaning
CUBLAS_STATUS_SUCCESS	the operation completed successfully
CUBLAS_STATUS_NOT_INITIALIZED	the library was not initialized
CUBLAS_STATUS_INVALID_VALUE	the parameters $n < 0$ or $\text{incx} = 0$
CUBLAS_STATUS_ARCH_MISMATCH	the device does not support double-precision
CUBLAS_STATUS_EXECUTION_FAILED	the function failed to launch on the GPU

For references please refer to:

[strsv](#), [dtrsv](#), [ctrsv](#), [ztrsv](#)

2.6.17. cublas<t>hemv()

```

cublasStatus_t cublasChemv(cublasHandle_t handle, cublasFillMode_t uplo,
    int n, const cuComplex *alpha,
    const cuComplex *A, int lda,
    const cuComplex *x, int incx,
    const cuComplex *beta,
    cuComplex *y, int incy)
cublasStatus_t cublasZhemv(cublasHandle_t handle, cublasFillMode_t uplo,
    int n, const cuDoubleComplex *alpha,
    const cuDoubleComplex *A, int lda,
    const cuDoubleComplex *x, int incx,
    const cuDoubleComplex *beta,
    cuDoubleComplex *y, int incy)

```

This function performs the Hermitian matrix-vector multiplication

$$\mathbf{y} = \alpha \mathbf{A} \mathbf{x} + \beta \mathbf{y}$$

where A is a $n \times n$ Hermitian matrix stored in lower or upper mode, \mathbf{x} and \mathbf{y} are vectors, and α and β are scalars.

This function has an alternate faster implementation using atomics that can be enabled with

Please see the section on the for more details about the usage of atomics

Param.	Memory	In/out	Meaning
handle		input	handle to the cuBLAS library context.
uplo		input	indicates if matrix \mathbf{A} lower or upper part is stored, the other Hermitian part is not referenced and is inferred from the stored elements.
n		input	number of rows and columns of matrix \mathbf{A} .
alpha	host or device	input	<type> scalar used for multiplication.
A	device	input	<type> array of dimension $\text{lda} \times n$, with $\text{lda} \geq \max(1, n)$. The imaginary parts of the diagonal elements are assumed to be zero.
lda		input	leading dimension of two-dimensional array used to store matrix \mathbf{A} .
x	device	input	<type> vector with n elements.
incx		input	stride between consecutive elements of \mathbf{x} .
beta	host or device	input	<type> scalar used for multiplication, if $\text{beta} == 0$ then \mathbf{y} does not have to be a valid input.
y	device	in/out	<type> vector with n elements.
incy		input	stride between consecutive elements of \mathbf{y} .

The possible error values returned by this function and their meanings are listed below.

Error Value	Meaning
CUBLAS_STATUS_SUCCESS	the operation completed successfully
CUBLAS_STATUS_NOT_INITIALIZED	the library was not initialized
CUBLAS_STATUS_INVALID_VALUE	the parameters $n < 0$ or $incx, incy = 0$
CUBLAS_STATUS_ARCH_MISMATCH	the device does not support double-precision
CUBLAS_STATUS_EXECUTION_FAILED	the function failed to launch on the GPU

For references please refer to:

[chemv, zhemv](#)

2.6.18. cublas<t>hbmV()

```

cublasStatus_t cublasChbmV(cublasHandle_t handle, cublasFillMode_t uplo,
                          int n, int k, const cuComplex *alpha,
                          const cuComplex *A, int lda,
                          const cuComplex *x, int incx,
                          const cuComplex *beta,
                          cuComplex *y, int incy)
cublasStatus_t cublasZhbmV(cublasHandle_t handle, cublasFillMode_t uplo,
                          int n, int k, const cuDoubleComplex *alpha,
                          const cuDoubleComplex *A, int lda,
                          const cuDoubleComplex *x, int incx,
                          const cuDoubleComplex *beta,
                          cuDoubleComplex *y, int incy)

```

This function performs the Hermitian banded matrix-vector multiplication

$$\mathbf{y} = \alpha \mathbf{A} \mathbf{x} + \beta \mathbf{y}$$

where A is a $n \times n$ Hermitian banded matrix with k subdiagonals and superdiagonals, \mathbf{x} and \mathbf{y} are vectors, and α and β are scalars.

If `uplo == CUBLAS_FILL_MODE_LOWER` then the Hermitian banded matrix A is stored column by column, with the main diagonal of the matrix stored in row **1**, the first subdiagonal in row **2** (starting at first position), the second subdiagonal in row **3** (starting at first position), etc. So that in general, the element $A(i, j)$ is stored in the memory location $\mathbf{A}(1+i-j, j)$ for $j = 1, \dots, n$ and $i \in [j, \min(m, j+k)]$. Also, the elements in the array \mathbf{A} that do not conceptually correspond to the elements in the banded matrix (the bottom right $k \times k$ triangle) are not referenced.

If `uplo == CUBLAS_FILL_MODE_UPPER` then the Hermitian banded matrix A is stored column by column, with the main diagonal of the matrix stored in row **k+1**, the first superdiagonal in row **k** (starting at second position), the second superdiagonal in row **k-1** (starting at third position), etc. So that in general, the element $A(i, j)$ is stored in the memory location $\mathbf{A}(1+k+i-j, j)$ for $j = 1, \dots, n$ and $i \in [\max(1, j-k), j]$. Also, the elements in the array \mathbf{A} that do not conceptually correspond to the elements in the banded matrix (the top left $k \times k$ triangle) are not referenced.

Param.	Memory	In/out	Meaning
handle		input	handle to the cuBLAS library context.

Param.	Memory	In/out	Meaning
uplo		input	indicates if matrix A lower or upper part is stored, the other Hermitian part is not referenced and is inferred from the stored elements.
n		input	number of rows and columns of matrix A .
k		input	number of sub- and super-diagonals of matrix A .
alpha	host or device	input	<type> scalar used for multiplication.
A	device	input	<type> array of dimensions $lda \times n$, with $lda \geq k+1$. The imaginary parts of the diagonal elements are assumed to be zero.
lda		input	leading dimension of two-dimensional array used to store matrix A .
x	device	input	<type> vector with n elements.
incx		input	stride between consecutive elements of x .
beta	host or device	input	<type> scalar used for multiplication, if $\beta=0$ then does not have to be a valid input.
y	device	in/out	<type> vector with n elements.
incy		input	stride between consecutive elements of y .

The possible error values returned by this function and their meanings are listed below.

Error Value	Meaning
CUBLAS_STATUS_SUCCESS	the operation completed successfully
CUBLAS_STATUS_NOT_INITIALIZED	the library was not initialized
CUBLAS_STATUS_INVALID_VALUE	the parameters $n, k < 0$ or $incx, incy = 0$
CUBLAS_STATUS_ARCH_MISMATCH	the device does not support double-precision
CUBLAS_STATUS_EXECUTION_FAILED	the function failed to launch on the GPU

For references please refer to:

[chbmV](#), [zhbmV](#)

2.6.19. cublas<t>hpmv()

```

cublasStatus_t cublasChpmv(cublasHandle_t handle, cublasFillMode_t uplo,
                          int n, const cuComplex *alpha,
                          const cuComplex *AP,
                          const cuComplex *x, int incx,
                          const cuComplex *beta,
                          cuComplex *y, int incy)
cublasStatus_t cublasZhpmv(cublasHandle_t handle, cublasFillMode_t uplo,
                          int n, const cuDoubleComplex *alpha,
                          const cuDoubleComplex *AP,
                          const cuDoubleComplex *x, int incx,
                          const cuDoubleComplex *beta,
                          cuDoubleComplex *y, int incy)

```

This function performs the Hermitian packed matrix-vector multiplication

$$\mathbf{y} = \alpha \mathbf{A} \mathbf{x} + \beta \mathbf{y}$$

where A is a $n \times n$ Hermitian matrix stored in packed format, \mathbf{x} and \mathbf{y} are vectors, and α and β are scalars.

If `uplo == CUBLAS_FILL_MODE_LOWER` then the elements in the lower triangular part of the Hermitian matrix A are packed together column by column without gaps, so that the element $A(i, j)$ is stored in the memory location `AP[i + ((2*n - j + 1) * j) / 2]` for $j = 1, \dots, n$ and $i \geq j$. Consequently, the packed format requires only $\frac{n(n+1)}{2}$ elements for storage.

If `uplo == CUBLAS_FILL_MODE_UPPER` then the elements in the upper triangular part of the Hermitian matrix A are packed together column by column without gaps, so that the element $A(i, j)$ is stored in the memory location `AP[i + (j * (j + 1)) / 2]` for $j = 1, \dots, n$ and $i \leq j$. Consequently, the packed format requires only $\frac{n(n+1)}{2}$ elements for storage.

Param.	Memory	In/out	Meaning
handle		input	handle to the cuBLAS library context.
uplo		input	indicates if matrix a lower or upper part is stored, the other Hermitian part is not referenced and is inferred from the stored elements.
n		input	number of rows and columns of matrix a .
alpha	host or device	input	<type> scalar used for multiplication.
AP	device	input	<type> array with a stored in packed format. The imaginary parts of the diagonal elements are assumed to be zero.
x	device	input	<type> vector with n elements.
incx		input	stride between consecutive elements of x .
beta	host or device	input	<type> scalar used for multiplication, if <code>beta==0</code> then y does not have to be a valid input.
y	device	in/out	<type> vector with n elements.

Param.	Memory	In/out	Meaning
incy		input	stride between consecutive elements of \mathbf{y} .

The possible error values returned by this function and their meanings are listed below.

Error Value	Meaning
CUBLAS_STATUS_SUCCESS	the operation completed successfully
CUBLAS_STATUS_NOT_INITIALIZED	the library was not initialized
CUBLAS_STATUS_INVALID_VALUE	the parameters $n < 0$ or $incx, incy = 0$
CUBLAS_STATUS_ARCH_MISMATCH	the device does not support double-precision
CUBLAS_STATUS_EXECUTION_FAILED	the function failed to launch on the GPU

For references please refer to:

[chpmv](#), [zhpmv](#)

2.6.20. cublas<t>her()

```
cublasStatus_t cublasCher(cublasHandle_t handle, cublasFillMode_t uplo,
                          int n, const float *alpha,
                          const cuComplex *x, int incx,
                          cuComplex *A, int lda)
cublasStatus_t cublasZher(cublasHandle_t handle, cublasFillMode_t uplo,
                          int n, const double *alpha,
                          const cuDoubleComplex *x, int incx,
                          cuDoubleComplex *A, int lda)
```

This function performs the Hermitian rank-1 update

$$A = \alpha \mathbf{x} \mathbf{x}^H + A$$

where A is a $n \times n$ Hermitian matrix stored in column-major format, \mathbf{x} is a vector, and α is a scalar.

Param.	Memory	In/out	Meaning
handle		input	handle to the cuBLAS library context.
uplo		input	indicates if matrix \mathbf{A} lower or upper part is stored, the other Hermitian part is not referenced and is inferred from the stored elements.
n		input	number of rows and columns of matrix \mathbf{A} .
alpha	host or device	input	<type> scalar used for multiplication.
x	device	input	<type> vector with n elements.
incx		input	stride between consecutive elements of \mathbf{x} .
A	device	in/out	<type> array of dimensions $lda \times n$, with $lda \geq \max(1, n)$. The imaginary parts of the diagonal elements are assumed and set to zero.

Param.	Memory	In/out	Meaning
lda		input	leading dimension of two-dimensional array used to store matrix A .

The possible error values returned by this function and their meanings are listed below.

Error Value	Meaning
CUBLAS_STATUS_SUCCESS	the operation completed successfully
CUBLAS_STATUS_NOT_INITIALIZED	the library was not initialized
CUBLAS_STATUS_INVALID_VALUE	the parameters $n < 0$ or $incx = 0$
CUBLAS_STATUS_ARCH_MISMATCH	the device does not support double-precision
CUBLAS_STATUS_EXECUTION_FAILED	the function failed to launch on the GPU

For references please refer to:

[cher](#), [zher](#)

2.6.21. cublas<t>her2()

```

cublasStatus_t cublasCher2(cublasHandle_t handle, cublasFillMode_t uplo,
                          int n, const cuComplex *alpha,
                          const cuComplex *x, int incx,
                          const cuComplex *y, int incy,
                          cuComplex *A, int lda)
cublasStatus_t cublasZher2(cublasHandle_t handle, cublasFillMode_t uplo,
                          int n, const cuDoubleComplex *alpha,
                          const cuDoubleComplex *x, int incx,
                          const cuDoubleComplex *y, int incy,
                          cuDoubleComplex *A, int lda)

```

This function performs the Hermitian rank-2 update

$$A = \alpha \mathbf{x} \mathbf{y}^H + \bar{\alpha} \mathbf{y} \mathbf{x}^H + A$$

where A is a $n \times n$ Hermitian matrix stored in column-major format, \mathbf{x} and \mathbf{y} are vectors, and α is a scalar.

Param.	Memory	In/out	Meaning
handle		input	handle to the cuBLAS library context.
uplo		input	indicates if matrix A lower or upper part is stored, the other Hermitian part is not referenced and is inferred from the stored elements.
n		input	number of rows and columns of matrix A .
alpha	host or device	input	<type> scalar used for multiplication.
x	device	input	<type> vector with n elements.
incx		input	stride between consecutive elements of \mathbf{x} .
y	device	input	<type> vector with n elements.

Param.	Memory	In/out	Meaning
incy		input	stride between consecutive elements of y .
A	device	in/out	<type> array of dimension $lda \times n$ with $lda \geq \max(1, n)$. The imaginary parts of the diagonal elements are assumed and set to zero.
lda		input	leading dimension of two-dimensional array used to store matrix A .

The possible error values returned by this function and their meanings are listed below.

Error Value	Meaning
CUBLAS_STATUS_SUCCESS	the operation completed successfully
CUBLAS_STATUS_NOT_INITIALIZED	the library was not initialized
CUBLAS_STATUS_INVALID_VALUE	the parameters $n < 0$ or $incx, incy = 0$
CUBLAS_STATUS_ARCH_MISMATCH	the device does not support double-precision
CUBLAS_STATUS_EXECUTION_FAILED	the function failed to launch on the GPU

For references please refer to:

cher2, zher2

2.6.22. cublas<t>hpr()

```
cublasStatus_t cublasChpr(cublasHandle_t handle, cublasFillMode_t uplo,
    int n, const float *alpha,
    const cuComplex *x, int incx,
    cuComplex *AP)
cublasStatus_t cublasZhpr(cublasHandle_t handle, cublasFillMode_t uplo,
    int n, const double *alpha,
    const cuDoubleComplex *x, int incx,
    cuDoubleComplex *AP)
```

This function performs the packed Hermitian rank-1 update

$$A = \alpha \mathbf{x} \mathbf{x}^H + A$$

where A is a $n \times n$ Hermitian matrix stored in packed format, \mathbf{x} is a vector, and α is a scalar.

If `uplo == CUBLAS_FILL_MODE_LOWER` then the elements in the lower triangular part of the Hermitian matrix A are packed together column by column without gaps, so that the element $A(i, j)$ is stored in the memory location `AP[i + ((2*n - j + 1) * j) / 2]` for $j = 1, \dots, n$ and $i \geq j$. Consequently, the packed format requires only $\frac{n(n+1)}{2}$ elements for storage.

If `uplo == CUBLAS_FILL_MODE_UPPER` then the elements in the upper triangular part of the Hermitian matrix A are packed together column by column without gaps, so that

the element $A(i, j)$ is stored in the memory location $\mathbf{AP}[i + (j * (j + 1)) / 2]$ for $j = 1, \dots, n$ and $i \leq j$. Consequently, the packed format requires only $\frac{n(n+1)}{2}$ elements for storage.

Param.	Memory	In/out	Meaning
handle		input	handle to the cuBLAS library context.
uplo		input	indicates if matrix \mathbf{A} lower or upper part is stored, the other Hermitian part is not referenced and is inferred from the stored elements.
n		input	number of rows and columns of matrix \mathbf{A} .
alpha	host or device	input	<type> scalar used for multiplication.
x	device	input	<type> vector with n elements.
incx		input	stride between consecutive elements of \mathbf{x} .
AP	device	in/out	<type> array with \mathbf{A} stored in packed format. The imaginary parts of the diagonal elements are assumed and set to zero.

The possible error values returned by this function and their meanings are listed below.

Error Value	Meaning
CUBLAS_STATUS_SUCCESS	the operation completed successfully
CUBLAS_STATUS_NOT_INITIALIZED	the library was not initialized
CUBLAS_STATUS_INVALID_VALUE	the parameters $n < 0$ or $incx = 0$
CUBLAS_STATUS_ARCH_MISMATCH	the device does not support double-precision
CUBLAS_STATUS_EXECUTION_FAILED	the function failed to launch on the GPU

For references please refer to:

[chpr](#), [zhpr](#)

2.6.23. cublas<t>hpr2()

```
cublasStatus_t cublasChpr2(cublasHandle_t handle, cublasFillMode_t uplo,
                           int n, const cuComplex *alpha,
                           const cuComplex *x, int incx,
                           const cuComplex *y, int incy,
                           cuComplex *AP)
cublasStatus_t cublasZhpr2(cublasHandle_t handle, cublasFillMode_t uplo,
                           int n, const cuDoubleComplex *alpha,
                           const cuDoubleComplex *x, int incx,
                           const cuDoubleComplex *y, int incy,
                           cuDoubleComplex *AP)
```

This function performs the packed Hermitian rank-2 update

$$A = \alpha \mathbf{xy}^H + \bar{\alpha} \mathbf{yx}^H + A$$

where A is a $n \times n$ Hermitian matrix stored in packed format, \mathbf{x} and \mathbf{y} are vectors, and α is a scalar.

If `uplo == CUBLAS_FILL_MODE_LOWER` then the elements in the lower triangular part of the Hermitian matrix A are packed together column by column without gaps, so that the element $A(i, j)$ is stored in the memory location `AP[i + ((2*n - j + 1) * j) / 2]` for $j = 1, \dots, n$ and $i \geq j$. Consequently, the packed format requires only $\frac{n(n+1)}{2}$ elements for storage.

If `uplo == CUBLAS_FILL_MODE_UPPER` then the elements in the upper triangular part of the Hermitian matrix A are packed together column by column without gaps, so that the element $A(i, j)$ is stored in the memory location `AP[i + (j * (j + 1)) / 2]` for $j = 1, \dots, n$ and $i \leq j$. Consequently, the packed format requires only $\frac{n(n+1)}{2}$ elements for storage.

Param.	Memory	In/out	Meaning
handle		input	handle to the cuBLAS library context.
uplo		input	indicates if matrix \mathbf{a} lower or upper part is stored, the other Hermitian part is not referenced and is inferred from the stored elements.
n		input	number of rows and columns of matrix \mathbf{a} .
alpha	host or device	input	<type> scalar used for multiplication.
x	device	input	<type> vector with n elements.
incx		input	stride between consecutive elements of \mathbf{x} .
y	device	input	<type> vector with n elements.
incy		input	stride between consecutive elements of \mathbf{y} .
AP	device	in/out	<type> array with \mathbf{a} stored in packed format. The imaginary parts of the diagonal elements are assumed and set to zero.

The possible error values returned by this function and their meanings are listed below.

Error Value	Meaning
<code>CUBLAS_STATUS_SUCCESS</code>	the operation completed successfully
<code>CUBLAS_STATUS_NOT_INITIALIZED</code>	the library was not initialized
<code>CUBLAS_STATUS_INVALID_VALUE</code>	the parameters $n < 0$ or $incx, incy = 0$
<code>CUBLAS_STATUS_ARCH_MISMATCH</code>	the device does not support double-precision
<code>CUBLAS_STATUS_EXECUTION_FAILED</code>	the function failed to launch on the GPU

For references please refer to:

chpr2, zhpr2

2.7. cuBLAS Level-3 Function Reference

In this chapter we describe the Level-3 Basic Linear Algebra Subprograms (BLAS3) functions that perform matrix-matrix operations.

2.7.1. cublas<t>gemm()

```

cublasStatus_t cublasSgemm(cublasHandle_t handle,
    cublasOperation_t transa, cublasOperation_t transb,
    int m, int n, int k,
    const float *alpha,
    const float *A, int lda,
    const float *B, int ldb,
    const float *beta,
    float *C, int ldc)
cublasStatus_t cublasDgemm(cublasHandle_t handle,
    cublasOperation_t transa, cublasOperation_t transb,
    int m, int n, int k,
    const double *alpha,
    const double *A, int lda,
    const double *B, int ldb,
    const double *beta,
    double *C, int ldc)
cublasStatus_t cublasCgemm(cublasHandle_t handle,
    cublasOperation_t transa, cublasOperation_t transb,
    int m, int n, int k,
    const cuComplex *alpha,
    const cuComplex *A, int lda,
    const cuComplex *B, int ldb,
    const cuComplex *beta,
    cuComplex *C, int ldc)
cublasStatus_t cublasZgemm(cublasHandle_t handle,
    cublasOperation_t transa, cublasOperation_t transb,
    int m, int n, int k,
    const cuDoubleComplex *alpha,
    const cuDoubleComplex *A, int lda,
    const cuDoubleComplex *B, int ldb,
    const cuDoubleComplex *beta,
    cuDoubleComplex *C, int ldc)
cublasStatus_t cublasHgemm(cublasHandle_t handle,
    cublasOperation_t transa, cublasOperation_t transb,
    int m, int n, int k,
    const __half *alpha,
    const __half *A, int lda,
    const __half *B, int ldb,
    const __half *beta,
    __half *C, int ldc)

```

This function performs the matrix-matrix multiplication

$$C = \alpha \text{op}(A) \text{op}(B) + \beta C$$

where α and β are scalars, and A , B and C are matrices stored in column-major format with dimensions $\text{op}(A)$ $m \times k$, $\text{op}(B)$ $k \times n$ and C $m \times n$, respectively. Also, for matrix A

$$\text{op}(A) = \begin{cases} A & \text{if transa} == \text{CUBLAS_OP_N} \\ A^T & \text{if transa} == \text{CUBLAS_OP_T} \\ A^H & \text{if transa} == \text{CUBLAS_OP_C} \end{cases}$$

and $\text{op}(B)$ is defined similarly for matrix B .

Param.	Memory	In/out	Meaning
handle		input	handle to the cuBLAS library context.
transa		input	operation op(A) that is non- or (conj.) transpose.
transb		input	operation op(B) that is non- or (conj.) transpose.
m		input	number of rows of matrix op(A) and c.
n		input	number of columns of matrix op(B) and c.
k		input	number of columns of op(A) and rows of op(B).
alpha	host or device	input	<type> scalar used for multiplication.
A	device	input	<type> array of dimensions $lda \times k$ with $lda \geq \max(1, m)$ if <code>transa == CUBLAS_OP_N</code> and $lda \times m$ with $lda \geq \max(1, k)$ otherwise.
lda		input	leading dimension of two-dimensional array used to store the matrix A.
B	device	input	<type> array of dimension $ldb \times n$ with $ldb \geq \max(1, k)$ if <code>transb == CUBLAS_OP_N</code> and $ldb \times k$ with $ldb \geq \max(1, n)$ otherwise.
ldb		input	leading dimension of two-dimensional array used to store matrix B.
beta	host or device	input	<type> scalar used for multiplication. If <code>beta==0</code> , c does not have to be a valid input.
C	device	in/out	<type> array of dimensions $ldc \times n$ with $ldc \geq \max(1, m)$.
ldc		input	leading dimension of a two-dimensional array used to store the matrix c.

The possible error values returned by this function and their meanings are listed below.

Error Value	Meaning
<code>CUBLAS_STATUS_SUCCESS</code>	the operation completed successfully
<code>CUBLAS_STATUS_NOT_INITIALIZED</code>	the library was not initialized
<code>CUBLAS_STATUS_INVALID_VALUE</code>	the parameters <code>m, n, k < 0</code>
<code>CUBLAS_STATUS_ARCH_MISMATCH</code>	the device does not support double-precision or in the case of <code>cusolverHgemm</code> the device does not support math in half precision.
<code>CUBLAS_STATUS_EXECUTION_FAILED</code>	the function failed to launch on the GPU

For references please refer to:

[sgemm](#), [dgemm](#), [cgemm](#), [zgemm](#)

2.7.2. cublas<t>gemm3m()

```

cublasStatus_t cublasCgemm3m(cublasHandle_t handle,
                             cublasOperation_t transa, cublasOperation_t transb,
                             int m, int n, int k,
                             const cuComplex *alpha,
                             const cuComplex *A, int lda,
                             const cuComplex *B, int ldb,
                             const cuComplex *beta,
                             cuComplex *C, int ldc)
cublasStatus_t cublasZgemm3m(cublasHandle_t handle,
                             cublasOperation_t transa, cublasOperation_t transb,
                             int m, int n, int k,
                             const cuDoubleComplex *alpha,
                             const cuDoubleComplex *A, int lda,
                             const cuDoubleComplex *B, int ldb,
                             const cuDoubleComplex *beta,
                             cuDoubleComplex *C, int ldc)

```

This function performs the complex matrix-matrix multiplication, using Gauss complexity reduction algorithm. This can lead to an increase in performance up to 25%

$$C = \alpha \text{op}(A)\text{op}(B) + \beta C$$

where α and β are scalars, and A , B and C are matrices stored in column-major format with dimensions $\text{op}(A)$ $m \times k$, $\text{op}(B)$ $k \times n$ and C $m \times n$, respectively. Also, for matrix A

$$\text{op}(A) = \begin{cases} A & \text{if transa} == \text{CUBLAS_OP_N} \\ A^T & \text{if transa} == \text{CUBLAS_OP_T} \\ A^H & \text{if transa} == \text{CUBLAS_OP_C} \end{cases}$$

and $\text{op}(B)$ is defined similarly for matrix B .



These 2 routines are only supported on GPUs with architecture capabilities equal or greater than 5.0

Param.	Memory	In/out	Meaning
handle		input	handle to the cuBLAS library context.
transa		input	operation $\text{op}(A)$ that is non- or (conj.) transpose.
transb		input	operation $\text{op}(B)$ that is non- or (conj.) transpose.
m		input	number of rows of matrix $\text{op}(A)$ and C .
n		input	number of columns of matrix $\text{op}(B)$ and C .
k		input	number of columns of $\text{op}(A)$ and rows of $\text{op}(B)$.
alpha	host or device	input	<type> scalar used for multiplication.
A	device	input	<type> array of dimensions $\text{lda} \times k$ with $\text{lda} \geq \max(1, m)$ if $\text{transa} == \text{CUBLAS_OP_N}$ and $\text{lda} \times m$ with $\text{lda} \geq \max(1, k)$ otherwise.
lda		input	leading dimension of two-dimensional array used to store the matrix A .

Param.	Memory	In/out	Meaning
B	device	input	<type> array of dimension $ldb \times n$ with $ldb \geq \max(1, k)$ if <code>transb == CUBLAS_OP_N</code> and $ldb \times k$ with $ldb \geq \max(1, n)$ otherwise.
ldb		input	leading dimension of two-dimensional array used to store matrix B.
beta	host or device	input	<type> scalar used for multiplication. If <code>beta==0</code> , c does not have to be a valid input.
C	device	in/out	<type> array of dimensions $ldc \times n$ with $ldc \geq \max(1, m)$.
ldc		input	leading dimension of a two-dimensional array used to store the matrix c.

The possible error values returned by this function and their meanings are listed below.

Error Value	Meaning
<code>CUBLAS_STATUS_SUCCESS</code>	the operation completed successfully
<code>CUBLAS_STATUS_NOT_INITIALIZED</code>	the library was not initialized
<code>CUBLAS_STATUS_INVALID_VALUE</code>	the parameters $m, n, k < 0$
<code>CUBLAS_STATUS_ARCH_MISMATCH</code>	the device has a compute capabilities lower than 5.0
<code>CUBLAS_STATUS_EXECUTION_FAILED</code>	the function failed to launch on the GPU

For references please refer to:

[cgemm](#), [zgemm](#)

2.7.3. cublas<t>gemmBatched()

```

cublasStatus_t cublasHgemmBatched(cublasHandle_t handle,
                                  cublasOperation_t transa,
                                  cublasOperation_t transb,
                                  int m, int n, int k,
                                  const __half *alpha,
                                  const __half *Aarray[], int lda,
                                  const __half *Barray[], int ldb,
                                  const __half *beta,
                                  __half *Carray[], int ldc,
                                  int batchSize)
cublasStatus_t cublasSgemmBatched(cublasHandle_t handle,
                                  cublasOperation_t transa,
                                  cublasOperation_t transb,
                                  int m, int n, int k,
                                  const float *alpha,
                                  const float *Aarray[], int lda,
                                  const float *Barray[], int ldb,
                                  const float *beta,
                                  float *Carray[], int ldc,
                                  int batchSize)
cublasStatus_t cublasDgemmBatched(cublasHandle_t handle,
                                  cublasOperation_t transa,
                                  cublasOperation_t transb,
                                  int m, int n, int k,
                                  const double *alpha,
                                  const double *Aarray[], int lda,
                                  const double *Barray[], int ldb,
                                  const double *beta,
                                  double *Carray[], int ldc,
                                  int batchSize)
cublasStatus_t cublasCgemmBatched(cublasHandle_t handle,
                                  cublasOperation_t transa,
                                  cublasOperation_t transb,
                                  int m, int n, int k,
                                  const cuComplex *alpha,
                                  const cuComplex *Aarray[], int lda,
                                  const cuComplex *Barray[], int ldb,
                                  const cuComplex *beta,
                                  cuComplex *Carray[], int ldc,
                                  int batchSize)
cublasStatus_t cublasZgemmBatched(cublasHandle_t handle,
                                  cublasOperation_t transa,
                                  cublasOperation_t transb,
                                  int m, int n, int k,
                                  const cuDoubleComplex *alpha,
                                  const cuDoubleComplex *Aarray[], int lda,
                                  const cuDoubleComplex *Barray[], int ldb,
                                  const cuDoubleComplex *beta,
                                  cuDoubleComplex *Carray[], int ldc,
                                  int batchSize)

```

This function performs the matrix-matrix multiplication of a batch of matrices. The batch is considered to be "uniform", i.e. all instances have the same dimensions (m, n, k), leading dimensions (lda, ldb, ldc) and transpositions (transa, transb) for their respective A, B and C matrices. The address of the input matrices and the output matrix of each instance of the batch are read from arrays of pointers passed to the function by the caller.

$$C[i] = \alpha \text{op}(A[i]) \text{op}(B[i]) + \beta C[i], \text{ for } i \in [0, \text{batchCount} - 1]$$

where α and β are scalars, and A , B and C are arrays of pointers to matrices stored in column-major format with dimensions $\text{op}(A[i])\ m \times k$, $\text{op}(B[i])\ k \times n$ and $C[i]\ m \times n$, respectively. Also, for matrix A

$$\text{op}(A) = \begin{cases} A & \text{if transa} == \text{CUBLAS_OP_N} \\ A^T & \text{if transa} == \text{CUBLAS_OP_T} \\ A^H & \text{if transa} == \text{CUBLAS_OP_C} \end{cases}$$

and $\text{op}(B[i])$ is defined similarly for matrix $B[i]$.

Note: $C[i]$ matrices must not overlap, i.e. the individual gemm operations must be computable independently; otherwise, undefined behavior is expected.

On certain problem sizes, it might be advantageous to make multiple calls to `cusblas<t>gemm` in different CUDA streams, rather than use this API.

Param.	Memory	In/out	Meaning
handle		input	handle to the cuBLAS library context.
transa		input	operation $\text{op}(A[i])$ that is non- or (conj.) transpose.
transb		input	operation $\text{op}(B[i])$ that is non- or (conj.) transpose.
m		input	number of rows of matrix $\text{op}(A[i])$ and $C[i]$.
n		input	number of columns of $\text{op}(B[i])$ and $C[i]$.
k		input	number of columns of $\text{op}(A[i])$ and rows of $\text{op}(B[i])$.
alpha	host or device	input	<type> scalar used for multiplication.
Aarray	device	input	array of pointers to <type> array, with each array of dim. $lda \times k$ with $lda \geq \max(1, m)$ if $transa == \text{CUBLAS_OP_N}$ and $lda \times m$ with $lda \geq \max(1, k)$ otherwise. All pointers must meet certain alignment criteria. Please see below for details.
lda		input	leading dimension of two-dimensional array used to store each matrix $A[i]$.
Barray	device	input	array of pointers to <type> array, with each array of dim. $ldb \times n$ with $ldb \geq \max(1, k)$ if $transb == \text{CUBLAS_OP_N}$ and $ldb \times k$ with $ldb \geq \max(1, n)$ otherwise. All pointers must meet certain alignment criteria. Please see below for details.
ldb		input	leading dimension of two-dimensional array used to store each matrix $B[i]$.
beta	host or device	input	<type> scalar used for multiplication. If $beta == 0$, C does not have to be a valid input.
Carray	device	in/out	array of pointers to <type> array. It has dimensions $ldc \times n$ with $ldc \geq \max(1, m)$. Matrices $C[i]$ should not overlap; otherwise, undefined behavior is expected. All pointers must meet certain alignment criteria. Please see below for details.

Param.	Memory	In/out	Meaning
ldc		input	leading dimension of two-dimensional array used to store each matrix $c[i]$.
batchCount		input	number of pointers contained in Aarray, Barray and Carray.

If math mode enables fast math modes when using `cublasSgemmBatched()`, pointers (not the pointer arrays) placed in the GPU memory must be properly aligned to avoid misaligned memory access errors. Ideally all pointers are aligned to at least 16 Bytes. Otherwise it is recommended that they meet the following rule:

- ▶ if $k\%4==0$ then ensure `intptr_t(ptr) % 16 == 0`,

The possible error values returned by this function and their meanings are listed below.

Error Value	Meaning
CUBLAS_STATUS_SUCCESS	the operation completed successfully
CUBLAS_STATUS_NOT_INITIALIZED	the library was not initialized
CUBLAS_STATUS_INVALID_VALUE	the parameters $m, n, k, \text{batchCount} < 0$
CUBLAS_STATUS_ARCH_MISMATCH	the device does not support double-precision
CUBLAS_STATUS_EXECUTION_FAILED	the function failed to launch on the GPU

This function performs the matrix-matrix multiplication of a batch of matrices. The batch is considered to be "uniform", i.e. all instances have the same dimensions (m, n, k), leading dimensions (lda, ldb, ldc) and transpositions ($transa, transb$) for their respective A, B and C matrices. Input matrices A, B and output matrix C for each instance of the batch are located at fixed address offsets from their locations in the previous instance. Pointers to A, B and C matrices for the first instance are passed to the function by the user along with the address offsets - $strideA, strideB$ and $strideC$ that determine the locations of input and output matrices in future instances.

$$C + i * strideC = \alpha op(A + i * strideA) op(B + i * strideB) + \beta (C + i * strideC), \text{ for } i \in [0, batchCount - 1]$$

where α and β are scalars, and A, B and C are arrays of pointers to matrices stored in column-major format with dimensions $op(A[i]) m \times k$, $op(B[i]) k \times n$ and $C[i] m \times n$, respectively. Also, for matrix A

$$op(A) = \begin{cases} A & \text{if } transa == \text{CUBLAS_OP_N} \\ A^T & \text{if } transa == \text{CUBLAS_OP_T} \\ A^H & \text{if } transa == \text{CUBLAS_OP_C} \end{cases}$$

and $op(B[i])$ is defined similarly for matrix $B[i]$.

Note: $C[i]$ matrices must not overlap, i.e. the individual gemm operations must be computable independently; otherwise, undefined behavior is expected.

On certain problem sizes, it might be advantageous to make multiple calls to `cusblas<t>gemm` in different CUDA streams, rather than use this API.

Note: In the table below, we use $\mathbf{A}[i], \mathbf{B}[i], \mathbf{C}[i]$ as notation for A, B and C matrices in the i th instance of the batch, implicitly assuming they are respectively address offsets $strideA, strideB, strideC$ away from $\mathbf{A}[i-1], \mathbf{B}[i-1], \mathbf{C}[i-1]$.

Param.	Memory	In/out	Meaning
handle		input	handle to the cuBLAS library context.
transa		input	operation $op(\mathbf{A}[i])$ that is non- or (conj.) transpose.
transb		input	operation $op(\mathbf{B}[i])$ that is non- or (conj.) transpose.
m		input	number of rows of matrix $op(\mathbf{A}[i])$ and $\mathbf{C}[i]$.
n		input	number of columns of $op(\mathbf{B}[i])$ and $\mathbf{C}[i]$.
k		input	number of columns of $op(\mathbf{A}[i])$ and rows of $op(\mathbf{B}[i])$.
alpha	host or device	input	<type> scalar used for multiplication.
A	device	input	<type>* pointer to the A matrix corresponding to the first instance of the batch, with dimensions $lda \times k$ with $lda \geq \max(1, m)$ if $transa == \text{CUBLAS_OP_N}$ and $lda \times m$ with $lda \geq \max(1, k)$ otherwise.
lda		input	leading dimension of two-dimensional array used to store each matrix $\mathbf{A}[i]$.
strideA		input	Value of type long long int that gives the address offset between $\mathbf{A}[i]$ and $\mathbf{A}[i+1]$

Param.	Memory	In/out	Meaning
B	device	input	<type>* pointer to the B matrix corresponding to the first instance of the batch, with dimensions $ldb \times n$ with $ldb \geq \max(1, k)$ if <code>transb == CUBLAS_OP_N</code> and $ldb \times k$ with $ldb \geq \max(1, n) \max(1, k)$ otherwise.
ldb		input	leading dimension of two-dimensional array used to store each matrix <code>B[i]</code> .
strideB		input	Value of type long long int that gives the address offset between <code>B[i]</code> and <code>B[i+1]</code>
beta	host or device	input	<type> scalar used for multiplication. If <code>beta == 0</code> , <code>C</code> does not have to be a valid input.
C	device	in/out	<type>* pointer to the C matrix corresponding to the first instance of the batch, with dimensions $ldc \times n$ with $ldc \geq \max(1, m)$. Matrices <code>C[i]</code> should not overlap; otherwise, undefined behavior is expected.
ldc		input	leading dimension of two-dimensional array used to store each matrix <code>C[i]</code> .
strideC		input	Value of type long long int that gives the address offset between <code>C[i]</code> and <code>C[i+1]</code>
batchCount		input	number of GEMMs to perform in the batch.

The possible error values returned by this function and their meanings are listed below.

Error Value	Meaning
<code>CUBLAS_STATUS_SUCCESS</code>	the operation completed successfully
<code>CUBLAS_STATUS_NOT_INITIALIZED</code>	the library was not initialized
<code>CUBLAS_STATUS_INVALID_VALUE</code>	the parameters <code>m, n, k, batchCount < 0</code>
<code>CUBLAS_STATUS_ARCH_MISMATCH</code>	the device does not support double-precision
<code>CUBLAS_STATUS_EXECUTION_FAILED</code>	the function failed to launch on the GPU

2.7.5. cublas<t>symm()

```

cublasStatus_t cublasSsymm(cublasHandle_t handle,
                          cublasSideMode_t side, cublasFillMode_t uplo,
                          int m, int n,
                          const float *alpha,
                          const float *A, int lda,
                          const float *B, int ldb,
                          const float *beta,
                          float *C, int ldc)
cublasStatus_t cublasDsymm(cublasHandle_t handle,
                          cublasSideMode_t side, cublasFillMode_t uplo,
                          int m, int n,
                          const double *alpha,
                          const double *A, int lda,
                          const double *B, int ldb,
                          const double *beta,
                          double *C, int ldc)
cublasStatus_t cublasCsymm(cublasHandle_t handle,
                          cublasSideMode_t side, cublasFillMode_t uplo,
                          int m, int n,
                          const cuComplex *alpha,
                          const cuComplex *A, int lda,
                          const cuComplex *B, int ldb,
                          const cuComplex *beta,
                          cuComplex *C, int ldc)
cublasStatus_t cublasZsymm(cublasHandle_t handle,
                          cublasSideMode_t side, cublasFillMode_t uplo,
                          int m, int n,
                          const cuDoubleComplex *alpha,
                          const cuDoubleComplex *A, int lda,
                          const cuDoubleComplex *B, int ldb,
                          const cuDoubleComplex *beta,
                          cuDoubleComplex *C, int ldc)

```

This function performs the symmetric matrix-matrix multiplication

$$C = \begin{cases} \alpha AB + \beta C & \text{if side == CUBLAS_SIDE_LEFT} \\ \alpha BA + \beta C & \text{if side == CUBLAS_SIDE_RIGHT} \end{cases}$$

where A is a symmetric matrix stored in lower or upper mode, B and C are $m \times n$ matrices, and α and β are scalars.

Param.	Memory	In/out	Meaning
handle		input	handle to the cuBLAS library context.
side		input	indicates if matrix A is on the left or right of B .
uplo		input	indicates if matrix A lower or upper part is stored, the other symmetric part is not referenced and is inferred from the stored elements.
m		input	number of rows of matrix C and B , with matrix A sized accordingly.
n		input	number of columns of matrix C and B , with matrix A sized accordingly.
alpha	host or device	input	<type> scalar used for multiplication.

Param.	Memory	In/out	Meaning
A	device	input	<type> array of dimension $lda \times m$ with $lda \geq \max(1, m)$ if <code>side == CUBLAS_SIDE_LEFT</code> and $lda \times n$ with $lda \geq \max(1, n)$ otherwise.
lda		input	leading dimension of two-dimensional array used to store matrix A.
B	device	input	<type> array of dimension $ldb \times n$ with $ldb \geq \max(1, m)$.
ldb		input	leading dimension of two-dimensional array used to store matrix B.
beta	host or device	input	<type> scalar used for multiplication, if <code>beta == 0</code> then c does not have to be a valid input.
C	device	in/out	<type> array of dimension $ldc \times n$ with $ldc \geq \max(1, m)$.
ldc		input	leading dimension of two-dimensional array used to store matrix c.

The possible error values returned by this function and their meanings are listed below.

Error Value	Meaning
<code>CUBLAS_STATUS_SUCCESS</code>	the operation completed successfully
<code>CUBLAS_STATUS_NOT_INITIALIZED</code>	the library was not initialized
<code>CUBLAS_STATUS_INVALID_VALUE</code>	the parameters $m, n < 0$
<code>CUBLAS_STATUS_ARCH_MISMATCH</code>	the device does not support double-precision
<code>CUBLAS_STATUS_EXECUTION_FAILED</code>	the function failed to launch on the GPU

For references please refer to:

[ssymm](#), [dsymm](#), [csymm](#), [zsymm](#)

2.7.6. cublas<t>syrk()

```

cublasStatus_t cublasSsyrk(cublasHandle_t handle,
                          cublasFillMode_t uplo, cublasOperation_t trans,
                          int n, int k,
                          const float          *alpha,
                          const float          *A, int lda,
                          const float          *beta,
                          float               *C, int ldc)
cublasStatus_t cublasDsyrk(cublasHandle_t handle,
                          cublasFillMode_t uplo, cublasOperation_t trans,
                          int n, int k,
                          const double         *alpha,
                          const double         *A, int lda,
                          const double         *beta,
                          double              *C, int ldc)
cublasStatus_t cublasCsyrk(cublasHandle_t handle,
                          cublasFillMode_t uplo, cublasOperation_t trans,
                          int n, int k,
                          const cuComplex     *alpha,
                          const cuComplex     *A, int lda,
                          const cuComplex     *beta,
                          cuComplex          *C, int ldc)
cublasStatus_t cublasZsyrk(cublasHandle_t handle,
                          cublasFillMode_t uplo, cublasOperation_t trans,
                          int n, int k,
                          const cuDoubleComplex *alpha,
                          const cuDoubleComplex *A, int lda,
                          const cuDoubleComplex *beta,
                          cuDoubleComplex *C, int ldc)

```

This function performs the symmetric rank- k update

$$C = \alpha \text{op}(A)\text{op}(A)^T + \beta C$$

where α and β are scalars, C is a symmetric matrix stored in lower or upper mode, and A is a matrix with dimensions $\text{op}(A) n \times k$. Also, for matrix A

$$\text{op}(A) = \begin{cases} A & \text{if transa} == \text{CUBLAS_OP_N} \\ A^T & \text{if transa} == \text{CUBLAS_OP_T} \end{cases}$$

Param.	Memory	In/out	Meaning
handle		input	handle to the cuBLAS library context.
uplo		input	indicates if matrix c lower or upper part is stored, the other symmetric part is not referenced and is inferred from the stored elements.
trans		input	operation $\text{op}(A)$ that is non- or transpose.
n		input	number of rows of matrix $\text{op}(A)$ and c.
k		input	number of columns of matrix $\text{op}(A)$.
alpha	host or device	input	<type> scalar used for multiplication.
A	device	input	<type> array of dimension $\text{lda} \times k$ with $\text{lda} \geq \max(1, n)$ if $\text{trans} == \text{CUBLAS_OP_N}$ and $\text{lda} \times n$ with $\text{lda} \geq \max(1, k)$ otherwise.

Param.	Memory	In/out	Meaning
lda		input	leading dimension of two-dimensional array used to store matrix A.
beta	host or device	input	<type> scalar used for multiplication, if <code>beta==0</code> then c does not have to be a valid input.
C	device	in/out	<type> array of dimension <code>ldc x n</code> , with <code>ldc>=max(1,n)</code> .
ldc		input	leading dimension of two-dimensional array used to store matrix c.

The possible error values returned by this function and their meanings are listed below.

Error Value	Meaning
<code>CUBLAS_STATUS_SUCCESS</code>	the operation completed successfully
<code>CUBLAS_STATUS_NOT_INITIALIZED</code>	the library was not initialized
<code>CUBLAS_STATUS_INVALID_VALUE</code>	the parameters <code>n, k < 0</code>
<code>CUBLAS_STATUS_ARCH_MISMATCH</code>	the device does not support double-precision
<code>CUBLAS_STATUS_EXECUTION_FAILED</code>	the function failed to launch on the GPU

For references please refer to:

[ssyrk](#), [dsyrk](#), [csyrk](#), [zsyrk](#)

2.7.7. cublas<t>syr2k()

```

cublasStatus_t cublasSsyr2k(cublasHandle_t handle,
                           cublasFillMode_t uplo, cublasOperation_t trans,
                           int n, int k,
                           const float          *alpha,
                           const float          *A, int lda,
                           const float          *B, int ldb,
                           const float          *beta,
                           float                *C, int ldc)
cublasStatus_t cublasDsyr2k(cublasHandle_t handle,
                           cublasFillMode_t uplo, cublasOperation_t trans,
                           int n, int k,
                           const double         *alpha,
                           const double         *A, int lda,
                           const double         *B, int ldb,
                           const double         *beta,
                           double               *C, int ldc)
cublasStatus_t cublasCsyr2k(cublasHandle_t handle,
                           cublasFillMode_t uplo, cublasOperation_t trans,
                           int n, int k,
                           const cuComplex      *alpha,
                           const cuComplex      *A, int lda,
                           const cuComplex      *B, int ldb,
                           const cuComplex      *beta,
                           cuComplex            *C, int ldc)
cublasStatus_t cublasZsyr2k(cublasHandle_t handle,
                           cublasFillMode_t uplo, cublasOperation_t trans,
                           int n, int k,
                           const cuDoubleComplex *alpha,
                           const cuDoubleComplex *A, int lda,
                           const cuDoubleComplex *B, int ldb,
                           const cuDoubleComplex *beta,
                           cuDoubleComplex      *C, int ldc)

```

This function performs the symmetric rank- $2k$ update

$$C = \alpha(\text{op}(A)\text{op}(B)^T + \text{op}(B)\text{op}(A)^T) + \beta C$$

where α and β are scalars, C is a symmetric matrix stored in lower or upper mode, and A and B are matrices with dimensions $\text{op}(A) \ n \times k$ and $\text{op}(B) \ n \times k$, respectively. Also, for matrix A and B

$$\text{op}(A) \text{ and } \text{op}(B) = \begin{cases} A \text{ and } B & \text{if } \text{trans} == \text{CUBLAS_OP_N} \\ A^T \text{ and } B^T & \text{if } \text{trans} == \text{CUBLAS_OP_T} \end{cases}$$

Param.	Memory	In/out	Meaning
handle		input	handle to the cuBLAS library context.
uplo		input	indicates if matrix c lower or upper part, is stored, the other symmetric part is not referenced and is inferred from the stored elements.
trans		input	operation $\text{op}(A)$ that is non- or transpose.
n		input	number of rows of matrix $\text{op}(A)$, $\text{op}(B)$ and c .
k		input	number of columns of matrix $\text{op}(A)$ and $\text{op}(B)$.
alpha	host or device	input	<type> scalar used for multiplication.

Param.	Memory	In/out	Meaning
A	device	input	<type> array of dimension $lda \times k$ with $lda \geq \max(1, n)$ if <code>transa == CUBLAS_OP_N</code> and $lda \times n$ with $lda \geq \max(1, k)$ otherwise.
lda		input	leading dimension of two-dimensional array used to store matrix A.
B	device	input	<type> array of dimensions $ldb \times k$ with $ldb \geq \max(1, n)$ if <code>transb == CUBLAS_OP_N</code> and $ldb \times n$ with $ldb \geq \max(1, k)$ otherwise.
ldb		input	leading dimension of two-dimensional array used to store matrix B.
beta	host or device	input	<type> scalar used for multiplication, if <code>beta==0</code> , then c does not have to be a valid input.
C	device	in/out	<type> array of dimensions $ldc \times n$ with $ldc \geq \max(1, n)$.
ldc		input	leading dimension of two-dimensional array used to store matrix c.

The possible error values returned by this function and their meanings are listed below.

Error Value	Meaning
<code>CUBLAS_STATUS_SUCCESS</code>	the operation completed successfully
<code>CUBLAS_STATUS_NOT_INITIALIZED</code>	the library was not initialized
<code>CUBLAS_STATUS_INVALID_VALUE</code>	the parameters $n, k < 0$
<code>CUBLAS_STATUS_ARCH_MISMATCH</code>	the device does not support double-precision
<code>CUBLAS_STATUS_EXECUTION_FAILED</code>	the function failed to launch on the GPU

For references please refer to:

[ssyr2k](#), [dsyr2k](#), [csyr2k](#), [zsyr2k](#)

2.7.8. cublas<t>syrrkx()

```

cublasStatus_t cublasSsyrrkx(cublasHandle_t handle,
                             cublasFillMode_t uplo, cublasOperation_t trans,
                             int n, int k,
                             const float          *alpha,
                             const float          *A, int lda,
                             const float          *B, int ldb,
                             const float          *beta,
                             float                *C, int ldc)
cublasStatus_t cublasDsyrrkx(cublasHandle_t handle,
                             cublasFillMode_t uplo, cublasOperation_t trans,
                             int n, int k,
                             const double         *alpha,
                             const double         *A, int lda,
                             const double         *B, int ldb,
                             const double         *beta,
                             double              *C, int ldc)
cublasStatus_t cublasCsyrrkx(cublasHandle_t handle,
                             cublasFillMode_t uplo, cublasOperation_t trans,
                             int n, int k,
                             const cuComplex      *alpha,
                             const cuComplex      *A, int lda,
                             const cuComplex      *B, int ldb,
                             const cuComplex      *beta,
                             cuComplex           *C, int ldc)
cublasStatus_t cublasZsyrrkx(cublasHandle_t handle,
                             cublasFillMode_t uplo, cublasOperation_t trans,
                             int n, int k,
                             const cuDoubleComplex *alpha,
                             const cuDoubleComplex *A, int lda,
                             const cuDoubleComplex *B, int ldb,
                             const cuDoubleComplex *beta,
                             cuDoubleComplex *C, int ldc)

```

This function performs a variation of the symmetric rank- k update

$$C = \alpha \text{op}(A)\text{op}(B)^T + \beta C$$

where α and β are scalars, C is a symmetric matrix stored in lower or upper mode, and A and B are matrices with dimensions $\text{op}(A) \ n \times k$ and $\text{op}(B) \ n \times k$, respectively. Also, for matrices A and B

$$\text{op}(A) \text{ and } \text{op}(B) = \begin{cases} A \text{ and } B & \text{if trans} == \text{CUBLAS_OP_N} \\ A^T \text{ and } B^T & \text{if trans} == \text{CUBLAS_OP_T} \end{cases}$$

This routine can be used when B is in such way that the result is guaranteed to be symmetric. A usual example is when the matrix B is a scaled form of the matrix A : this is equivalent to B being the product of the matrix A and a diagonal matrix. For an efficient computation of the product of a regular matrix with a diagonal matrix, refer to the routine `cublas<t>dgmm`.

Param.	Memory	In/out	Meaning
handle		input	handle to the cuBLAS library context.
uplo		input	indicates if matrix c lower or upper part, is stored, the other symmetric part is not referenced and is inferred from the stored elements.

Param.	Memory	In/out	Meaning
trans		input	operation op(A) that is non- or transpose.
n		input	number of rows of matrix op(A), op(B) and c.
k		input	number of columns of matrix op(A) and op(B).
alpha	host or device	input	<type> scalar used for multiplication.
A	device	input	<type> array of dimension $lda \times k$ with $lda \geq \max(1, n)$ if <code>transa == CUBLAS_OP_N</code> and $lda \times n$ with $lda \geq \max(1, k)$ otherwise.
lda		input	leading dimension of two-dimensional array used to store matrix A.
B	device	input	<type> array of dimensions $ldb \times k$ with $ldb \geq \max(1, n)$ if <code>transb == CUBLAS_OP_N</code> and $ldb \times n$ with $ldb \geq \max(1, k)$ otherwise.
ldb		input	leading dimension of two-dimensional array used to store matrix B.
beta	host or device	input	<type> scalar used for multiplication, if <code>beta==0</code> , then c does not have to be a valid input.
C	device	in/out	<type> array of dimensions $ldc \times n$ with $ldc \geq \max(1, n)$.
ldc		input	leading dimension of two-dimensional array used to store matrix c.

The possible error values returned by this function and their meanings are listed below.

Error Value	Meaning
<code>CUBLAS_STATUS_SUCCESS</code>	the operation completed successfully
<code>CUBLAS_STATUS_NOT_INITIALIZED</code>	the library was not initialized
<code>CUBLAS_STATUS_INVALID_VALUE</code>	the parameters <code>n, k < 0</code>
<code>CUBLAS_STATUS_ARCH_MISMATCH</code>	the device does not support double-precision
<code>CUBLAS_STATUS_EXECUTION_FAILED</code>	the function failed to launch on the GPU

For references please refer to:

[ssyrk](#), [dsyrk](#), [csyrk](#), [zsyrk](#) and
[ssyr2k](#), [dsyr2k](#), [csyr2k](#), [zsyr2k](#)

2.7.9. cublas<t>trmm()

```

cublasStatus_t cublasSstrmm(cublasHandle_t handle,
                           cublasSideMode_t side, cublasFillMode_t uplo,
                           cublasOperation_t trans, cublasDiagType_t diag,
                           int m, int n,
                           const float          *alpha,
                           const float          *A, int lda,
                           const float          *B, int ldb,
                           float                *C, int ldc)
cublasStatus_t cublasDstrmm(cublasHandle_t handle,
                           cublasSideMode_t side, cublasFillMode_t uplo,
                           cublasOperation_t trans, cublasDiagType_t diag,
                           int m, int n,
                           const double         *alpha,
                           const double         *A, int lda,
                           const double         *B, int ldb,
                           double               *C, int ldc)
cublasStatus_t cublasCstrmm(cublasHandle_t handle,
                           cublasSideMode_t side, cublasFillMode_t uplo,
                           cublasOperation_t trans, cublasDiagType_t diag,
                           int m, int n,
                           const cuComplex      *alpha,
                           const cuComplex      *A, int lda,
                           const cuComplex      *B, int ldb,
                           cuComplex            *C, int ldc)
cublasStatus_t cublasZstrmm(cublasHandle_t handle,
                           cublasSideMode_t side, cublasFillMode_t uplo,
                           cublasOperation_t trans, cublasDiagType_t diag,
                           int m, int n,
                           const cuDoubleComplex *alpha,
                           const cuDoubleComplex *A, int lda,
                           const cuDoubleComplex *B, int ldb,
                           cuDoubleComplex       *C, int ldc)

```

This function performs the triangular matrix-matrix multiplication

$$C = \begin{cases} \alpha \text{op}(A)B & \text{if side} == \text{CUBLAS_SIDE_LEFT} \\ \alpha B \text{op}(A) & \text{if side} == \text{CUBLAS_SIDE_RIGHT} \end{cases}$$

where A is a triangular matrix stored in lower or upper mode with or without the main diagonal, B and C are $m \times n$ matrix, and α is a scalar. Also, for matrix A

$$\text{op}(A) = \begin{cases} A & \text{if transa} == \text{CUBLAS_OP_N} \\ A^T & \text{if transa} == \text{CUBLAS_OP_T} \\ A^H & \text{if transa} == \text{CUBLAS_OP_C} \end{cases}$$

Notice that in order to achieve better parallelism cuBLAS differs from the BLAS API only for this routine. The BLAS API assumes an in-place implementation (with results written back to B), while the cuBLAS API assumes an out-of-place implementation (with results written into C). The application can obtain the in-place functionality of BLAS in the cuBLAS API by passing the address of the matrix B in place of the matrix C. No other overlapping in the input parameters is supported.

Param.	Memory	In/out	Meaning
handle		input	handle to the cuBLAS library context.
side		input	indicates if matrix A is on the left or right of B .

Param.	Memory	In/out	Meaning
uplo		input	indicates if matrix A lower or upper part is stored, the other part is not referenced and is inferred from the stored elements.
trans		input	operation $op(\mathbf{A})$ that is non- or (conj.) transpose.
diag		input	indicates if the elements on the main diagonal of matrix A are unity and should not be accessed.
m		input	number of rows of matrix B , with matrix A sized accordingly.
n		input	number of columns of matrix B , with matrix A sized accordingly.
alpha	host or device	input	<type> scalar used for multiplication, if <code>alpha==0</code> then A is not referenced and B does not have to be a valid input.
A	device	input	<type> array of dimension <code>lda x m</code> with <code>lda>=max(1,m)</code> if <code>side == CUBLAS_SIDE_LEFT</code> and <code>lda x n</code> with <code>lda>=max(1,n)</code> otherwise.
lda		input	leading dimension of two-dimensional array used to store matrix A .
B	device	input	<type> array of dimension <code>ldb x n</code> with <code>ldb>=max(1,m)</code> .
ldb		input	leading dimension of two-dimensional array used to store matrix B .
C	device	in/out	<type> array of dimension <code>ldc x n</code> with <code>ldc>=max(1,m)</code> .
ldc		input	leading dimension of two-dimensional array used to store matrix C .

The possible error values returned by this function and their meanings are listed below.

Error Value	Meaning
<code>CUBLAS_STATUS_SUCCESS</code>	the operation completed successfully
<code>CUBLAS_STATUS_NOT_INITIALIZED</code>	the library was not initialized
<code>CUBLAS_STATUS_INVALID_VALUE</code>	the parameters <code>m, n < 0</code>
<code>CUBLAS_STATUS_ARCH_MISMATCH</code>	the device does not support double-precision
<code>CUBLAS_STATUS_EXECUTION_FAILED</code>	the function failed to launch on the GPU

For references please refer to:

[strmm](#), [dtrmm](#), [ctrmm](#), [ztrmm](#)

2.7.10. cublas<t>trsm()

```

cublasStatus_t cublasStrsm(cublasHandle_t handle,
                          cublasSideMode_t side, cublasFillMode_t uplo,
                          cublasOperation_t trans, cublasDiagType_t diag,
                          int m, int n,
                          const float *alpha,
                          const float *A, int lda,
                          float *B, int ldb)
cublasStatus_t cublasDtrsm(cublasHandle_t handle,
                          cublasSideMode_t side, cublasFillMode_t uplo,
                          cublasOperation_t trans, cublasDiagType_t diag,
                          int m, int n,
                          const double *alpha,
                          const double *A, int lda,
                          double *B, int ldb)
cublasStatus_t cublasCtrsm(cublasHandle_t handle,
                          cublasSideMode_t side, cublasFillMode_t uplo,
                          cublasOperation_t trans, cublasDiagType_t diag,
                          int m, int n,
                          const cuComplex *alpha,
                          const cuComplex *A, int lda,
                          cuComplex *B, int ldb)
cublasStatus_t cublasZtrsm(cublasHandle_t handle,
                          cublasSideMode_t side, cublasFillMode_t uplo,
                          cublasOperation_t trans, cublasDiagType_t diag,
                          int m, int n,
                          const cuDoubleComplex *alpha,
                          const cuDoubleComplex *A, int lda,
                          cuDoubleComplex *B, int ldb)

```

This function solves the triangular linear system with multiple right-hand-sides

$$\begin{cases} \text{op}(A)X = \alpha B & \text{if side} == \text{CUBLAS_SIDE_LEFT} \\ X\text{op}(A) = \alpha B & \text{if side} == \text{CUBLAS_SIDE_RIGHT} \end{cases}$$

where A is a triangular matrix stored in lower or upper mode with or without the main diagonal, X and B are $m \times n$ matrices, and α is a scalar. Also, for matrix A

$$\text{op}(A) = \begin{cases} A & \text{if transa} == \text{CUBLAS_OP_N} \\ A^T & \text{if transa} == \text{CUBLAS_OP_T} \\ A^H & \text{if transa} == \text{CUBLAS_OP_C} \end{cases}$$

The solution X overwrites the right-hand-sides B on exit.

No test for singularity or near-singularity is included in this function.

Param.	Memory	In/out	Meaning
handle		input	handle to the cuBLAS library context.
side		input	indicates if matrix \mathbf{a} is on the left or right of \mathbf{x} .
uplo		input	indicates if matrix \mathbf{a} lower or upper part is stored, the other part is not referenced and is inferred from the stored elements.
trans		input	operation $\text{op}(\mathbf{a})$ that is non- or (conj.) transpose.
diag		input	indicates if the elements on the main diagonal of matrix \mathbf{a} are unity and should not be accessed.

Param.	Memory	In/out	Meaning
m		input	number of rows of matrix B , with matrix A sized accordingly.
n		input	number of columns of matrix B , with matrix A is sized accordingly.
alpha	host or device	input	<type> scalar used for multiplication, if <code>alpha==0</code> then A is not referenced and B does not have to be a valid input.
A	device	input	<type> array of dimension <code>lda x m</code> with <code>lda>=max(1,m)</code> if <code>side == CUBLAS_SIDE_LEFT</code> and <code>lda x n</code> with <code>lda>=max(1,n)</code> otherwise.
lda		input	leading dimension of two-dimensional array used to store matrix A .
B	device	in/out	<type> array. It has dimensions <code>ldb x n</code> with <code>ldb>=max(1,m)</code> .
ldb		input	leading dimension of two-dimensional array used to store matrix B .

The possible error values returned by this function and their meanings are listed below.

Error Value	Meaning
<code>CUBLAS_STATUS_SUCCESS</code>	the operation completed successfully
<code>CUBLAS_STATUS_NOT_INITIALIZED</code>	the library was not initialized
<code>CUBLAS_STATUS_INVALID_VALUE</code>	the parameters <code>m, n < 0</code>
<code>CUBLAS_STATUS_ARCH_MISMATCH</code>	the device does not support double-precision
<code>CUBLAS_STATUS_EXECUTION_FAILED</code>	the function failed to launch on the GPU

For references please refer to:

[strsm](#), [dtrsm](#), [ctrsm](#), [ztrsm](#)

2.7.11. cublas<t>trsmBatched()

```

cublasStatus_t cublasStrsmBatched( cublasHandle_t  handle,
                                   cublasSideMode_t  side,
                                   cublasFillMode_t  uplo,
                                   cublasOperation_t  trans,
                                   cublasDiagType_t  diag,
                                   int m,
                                   int n,
                                   const float *alpha,
                                   float *A[],
                                   int lda,
                                   float *B[],
                                   int ldb,
                                   int batchCount);
cublasStatus_t cublasDtrsmBatched( cublasHandle_t  handle,
                                   cublasSideMode_t  side,
                                   cublasFillMode_t  uplo,
                                   cublasOperation_t  trans,
                                   cublasDiagType_t  diag,
                                   int m,
                                   int n,
                                   const double *alpha,
                                   double *A[],
                                   int lda,
                                   double *B[],
                                   int ldb,
                                   int batchCount);
cublasStatus_t cublasCtrsmBatched( cublasHandle_t  handle,
                                   cublasSideMode_t  side,
                                   cublasFillMode_t  uplo,
                                   cublasOperation_t  trans,
                                   cublasDiagType_t  diag,
                                   int m,
                                   int n,
                                   const cuComplex *alpha,
                                   cuComplex *A[],
                                   int lda,
                                   cuComplex *B[],
                                   int ldb,
                                   int batchCount);
cublasStatus_t cublasZtrsmBatched( cublasHandle_t  handle,
                                   cublasSideMode_t  side,
                                   cublasFillMode_t  uplo,
                                   cublasOperation_t  trans,
                                   cublasDiagType_t  diag,
                                   int m,
                                   int n,
                                   const cuDoubleComplex *alpha,
                                   cuDoubleComplex *A[],
                                   int lda,
                                   cuDoubleComplex *B[],
                                   int ldb,
                                   int batchCount);

```

This function solves an array of triangular linear systems with multiple right-hand-sides

$$\begin{cases} \text{op}(A[i])X[i] = \alpha B[i] & \text{if side} == \text{CUBLAS_SIDE_LEFT} \\ X[i]\text{op}(A[i]) = \alpha B[i] & \text{if side} == \text{CUBLAS_SIDE_RIGHT} \end{cases}$$

where $A[i]$ is a triangular matrix stored in lower or upper mode with or without the main diagonal, $X[i]$ and $B[i]$ are $m \times n$ matrices, and α is a scalar. Also, for matrix A

$$\text{op}(A[i]) = \begin{cases} A[i] & \text{if transa} == \text{CUBLAS_OP_N} \\ A^T[i] & \text{if transa} == \text{CUBLAS_OP_T} \\ A^H[i] & \text{if transa} == \text{CUBLAS_OP_C} \end{cases}$$

The solution $X[i]$ overwrites the right-hand-sides $B[i]$ on exit.

No test for singularity or near-singularity is included in this function.

This function works for any sizes but is intended to be used for matrices of small sizes where the launch overhead is a significant factor. For bigger sizes, it might be advantageous to call `batchCount` times the regular `cusblas<t>trsm` within a set of CUDA streams.

The current implementation is limited to devices with compute capability above or equal 2.0.

Param.	Memory	In/out	Meaning
handle		input	handle to the cuBLAS library context.
side		input	indicates if matrix $A[i]$ is on the left or right of $x[i]$.
uplo		input	indicates if matrix $A[i]$ lower or upper part is stored, the other part is not referenced and is inferred from the stored elements.
trans		input	operation $\text{op}(A[i])$ that is non- or (conj.) transpose.
diag		input	indicates if the elements on the main diagonal of matrix $A[i]$ are unity and should not be accessed.
m		input	number of rows of matrix $B[i]$, with matrix $A[i]$ sized accordingly.
n		input	number of columns of matrix $B[i]$, with matrix $A[i]$ is sized accordingly.
alpha	host or device	input	<type> scalar used for multiplication, if <code>alpha==0</code> then $A[i]$ is not referenced and $B[i]$ does not have to be a valid input.
A	device	input	array of pointers to <type> array, with each array of dim. $lda \times m$ with $lda \geq \max(1, m)$ if <code>transa==CUBLAS_OP_N</code> and $lda \times n$ with $lda \geq \max(1, n)$ otherwise.
lda		input	leading dimension of two-dimensional array used to store matrix $A[i]$.
B	device	in/out	array of pointers to <type> array, with each array of dim. $ldb \times n$ with $ldb \geq \max(1, m)$. Matrices $B[i]$ should not overlap; otherwise, undefined behavior is expected.
ldb		input	leading dimension of two-dimensional array used to store matrix $B[i]$.
batchCount		input	number of pointers contained in A and B.

The possible error values returned by this function and their meanings are listed below.

Error Value	Meaning
CUBLAS_STATUS_SUCCESS	the operation completed successfully
CUBLAS_STATUS_NOT_INITIALIZED	the library was not initialized
CUBLAS_STATUS_INVALID_VALUE	the parameters $m, n < 0$.
CUBLAS_STATUS_ARCH_MISMATCH	the device is below compute capability 2.0.
CUBLAS_STATUS_EXECUTION_FAILED	the function failed to launch on the GPU

For references please refer to:

[strsm](#), [dtrsm](#), [ctrsm](#), [ztrsm](#)

2.7.12. cublas<t>hemm()

```

cublasStatus_t cublasChemmm(cublasHandle_t handle,
                           cublasSideMode_t side, cublasFillMode_t uplo,
                           int m, int n,
                           const cuComplex *alpha,
                           const cuComplex *A, int lda,
                           const cuComplex *B, int ldb,
                           const cuComplex *beta,
                           cuComplex *C, int ldc)
cublasStatus_t cublasZhemmm(cublasHandle_t handle,
                           cublasSideMode_t side, cublasFillMode_t uplo,
                           int m, int n,
                           const cuDoubleComplex *alpha,
                           const cuDoubleComplex *A, int lda,
                           const cuDoubleComplex *B, int ldb,
                           const cuDoubleComplex *beta,
                           cuDoubleComplex *C, int ldc)

```

This function performs the Hermitian matrix-matrix multiplication

$$C = \begin{cases} \alpha AB + \beta C & \text{if side == CUBLAS_SIDE_LEFT} \\ \alpha BA + \beta C & \text{if side == CUBLAS_SIDE_RIGHT} \end{cases}$$

where A is a Hermitian matrix stored in lower or upper mode, B and C are $m \times n$ matrices, and α and β are scalars.

Param.	Memory	In/out	Meaning
handle		input	handle to the cuBLAS library context.
side		input	indicates if matrix A is on the left or right of B .
uplo		input	indicates if matrix A lower or upper part is stored, the other Hermitian part is not referenced and is inferred from the stored elements.
m		input	number of rows of matrix C and B , with matrix A sized accordingly.
n		input	number of columns of matrix C and B , with matrix A sized accordingly.
alpha	host or device	input	<type> scalar used for multiplication.

Param.	Memory	In/out	Meaning
A	device	input	<type> array of dimension $lda \times m$ with $lda \geq \max(1, m)$ if <code>side==CUBLAS_SIDE_LEFT</code> and $lda \times n$ with $lda \geq \max(1, n)$ otherwise. The imaginary parts of the diagonal elements are assumed to be zero.
lda		input	leading dimension of two-dimensional array used to store matrix A.
B	device	input	<type> array of dimension $ldb \times n$ with $ldb \geq \max(1, m)$.
ldb		input	leading dimension of two-dimensional array used to store matrix B.
beta		input	<type> scalar used for multiplication, if <code>beta==0</code> then C does not have to be a valid input.
C	device	in/out	<type> array of dimensions $ldc \times n$ with $ldc \geq \max(1, m)$.
ldc		input	leading dimension of two-dimensional array used to store matrix C.

The possible error values returned by this function and their meanings are listed below.

Error Value	Meaning
<code>CUBLAS_STATUS_SUCCESS</code>	the operation completed successfully
<code>CUBLAS_STATUS_NOT_INITIALIZED</code>	the library was not initialized
<code>CUBLAS_STATUS_INVALID_VALUE</code>	the parameters $m, n < 0$
<code>CUBLAS_STATUS_ARCH_MISMATCH</code>	the device does not support double-precision
<code>CUBLAS_STATUS_EXECUTION_FAILED</code>	the function failed to launch on the GPU

For references please refer to:

[chemm](#), [zhemm](#)

2.7.13. `cublas<t>herk()`

```

cublasStatus_t cublasCherk(cublasHandle_t handle,
                          cublasFillMode_t uplo, cublasOperation_t trans,
                          int n, int k,
                          const float *alpha,
                          const cuComplex *A, int lda,
                          const float *beta,
                          cuComplex *C, int ldc)
cublasStatus_t cublasZherk(cublasHandle_t handle,
                          cublasFillMode_t uplo, cublasOperation_t trans,
                          int n, int k,
                          const double *alpha,
                          const cuDoubleComplex *A, int lda,
                          const double *beta,
                          cuDoubleComplex *C, int ldc)

```

This function performs the Hermitian rank- k update

$$C = \alpha \text{op}(A)\text{op}(A)^H + \beta C$$

where α and β are scalars, C is a Hermitian matrix stored in lower or upper mode, and A is a matrix with dimensions $\text{op}(A) \times k$. Also, for matrix A

$$\text{op}(A) = \begin{cases} A & \text{if transa} == \text{CUBLAS_OP_N} \\ A^H & \text{if transa} == \text{CUBLAS_OP_C} \end{cases}$$

Param.	Memory	In/out	Meaning
handle		input	handle to the cuBLAS library context.
uplo		input	indicates if matrix A lower or upper part is stored, the other Hermitian part is not referenced and is inferred from the stored elements.
trans		input	operation $\text{op}(A)$ that is non- or (conj.) transpose.
n		input	number of rows of matrix $\text{op}(A)$ and c .
k		input	number of columns of matrix $\text{op}(A)$.
alpha	host or device	input	<type> scalar used for multiplication.
A	device	input	<type> array of dimension $\text{lda} \times k$ with $\text{lda} \geq \max(1, n)$ if $\text{transa} == \text{CUBLAS_OP_N}$ and $\text{lda} \times n$ with $\text{lda} \geq \max(1, k)$ otherwise.
lda		input	leading dimension of two-dimensional array used to store matrix A .
beta		input	<type> scalar used for multiplication, if $\text{beta} == 0$ then c does not have to be a valid input.
C	device	in/out	<type> array of dimension $\text{ldc} \times n$, with $\text{ldc} \geq \max(1, n)$. The imaginary parts of the diagonal elements are assumed and set to zero.
ldc		input	leading dimension of two-dimensional array used to store matrix c .

The possible error values returned by this function and their meanings are listed below.

Error Value	Meaning
CUBLAS_STATUS_SUCCESS	the operation completed successfully
CUBLAS_STATUS_NOT_INITIALIZED	the library was not initialized
CUBLAS_STATUS_INVALID_VALUE	the parameters $n, k < 0$
CUBLAS_STATUS_ARCH_MISMATCH	the device does not support double-precision
CUBLAS_STATUS_EXECUTION_FAILED	the function failed to launch on the GPU

For references please refer to:

[cherk](#), [zherk](#)

2.7.14. cublas<t>her2k()

```

cublasStatus_t cublasCher2k(cublasHandle_t handle,
                           cublasFillMode_t uplo, cublasOperation_t trans,
                           int n, int k,
                           const cuComplex *alpha,
                           const cuComplex *A, int lda,
                           const cuComplex *B, int ldb,
                           const float *beta,
                           cuComplex *C, int ldc)
cublasStatus_t cublasZher2k(cublasHandle_t handle,
                           cublasFillMode_t uplo, cublasOperation_t trans,
                           int n, int k,
                           const cuDoubleComplex *alpha,
                           const cuDoubleComplex *A, int lda,
                           const cuDoubleComplex *B, int ldb,
                           const double *beta,
                           cuDoubleComplex *C, int ldc)

```

This function performs the Hermitian rank- $2k$ update

$$C = \alpha \text{op}(A)\text{op}(B)^H + \bar{\alpha} \text{op}(B)\text{op}(A)^H + \beta C$$

where α and β are scalars, C is a Hermitian matrix stored in lower or upper mode, and A and B are matrices with dimensions $\text{op}(A) n \times k$ and $\text{op}(B) n \times k$, respectively. Also, for matrix A and B

$$\text{op}(A) \text{ and } \text{op}(B) = \begin{cases} A \text{ and } B & \text{if trans} == \text{CUBLAS_OP_N} \\ A^H \text{ and } B^H & \text{if trans} == \text{CUBLAS_OP_C} \end{cases}$$

Param.	Memory	In/out	Meaning
handle		input	handle to the cuBLAS library context.
uplo		input	indicates if matrix A lower or upper part is stored, the other Hermitian part is not referenced and is inferred from the stored elements.
trans		input	operation op(A) that is non- or (conj.) transpose.
n		input	number of rows of matrix op(A) , op(B) and c .
k		input	number of columns of matrix op(A) and op(B) .
alpha	host or device	input	<type> scalar used for multiplication.
A	device	input	<type> array of dimension lda x k with lda ≥ max(1, n) if transa == CUBLAS_OP_N and lda x n with lda ≥ max(1, k) otherwise.
lda		input	leading dimension of two-dimensional array used to store matrix A .
B	device	input	<type> array of dimension ldb x k with ldb ≥ max(1, n) if transb == CUBLAS_OP_N and ldb x n with ldb ≥ max(1, k) otherwise.
ldb		input	leading dimension of two-dimensional array used to store matrix B .

Param.	Memory	In/out	Meaning
beta	host or device	input	<type> scalar used for multiplication, if <code>beta==0</code> then <code>c</code> does not have to be a valid input.
C	device	in/out	<type> array of dimension <code>ldc x n</code> , with <code>ldc >= max(1, n)</code> . The imaginary parts of the diagonal elements are assumed and set to zero.
ldc		input	leading dimension of two-dimensional array used to store matrix <code>c</code> .

The possible error values returned by this function and their meanings are listed below.

Error Value	Meaning
CUBLAS_STATUS_SUCCESS	the operation completed successfully
CUBLAS_STATUS_NOT_INITIALIZED	the library was not initialized
CUBLAS_STATUS_INVALID_VALUE	the parameters <code>n, k < 0</code>
CUBLAS_STATUS_ARCH_MISMATCH	the device does not support double-precision
CUBLAS_STATUS_EXECUTION_FAILED	the function failed to launch on the GPU

For references please refer to:

[cher2k](#), [zher2k](#)

2.7.15. cublas<t>herkx()

```

cublasStatus_t cublasCherkx(cublasHandle_t handle,
                           cublasFillMode_t uplo, cublasOperation_t trans,
                           int n, int k,
                           const cuComplex      *alpha,
                           const cuComplex      *A, int lda,
                           const cuComplex      *B, int ldb,
                           const float          *beta,
                           cuComplex            *C, int ldc)
cublasStatus_t cublasZherkx(cublasHandle_t handle,
                           cublasFillMode_t uplo, cublasOperation_t trans,
                           int n, int k,
                           const cuDoubleComplex *alpha,
                           const cuDoubleComplex *A, int lda,
                           const cuDoubleComplex *B, int ldb,
                           const double          *beta,
                           cuDoubleComplex      *C, int ldc)

```

This function performs a variation of the Hermitian rank- k update

$$C = \alpha \text{op}(A)\text{op}(B)^H + \beta C$$

where α and β are scalars, C is a Hermitian matrix stored in lower or upper mode, and A and B are matrices with dimensions $\text{op}(A) \ n \times k$ and $\text{op}(B) \ n \times k$, respectively. Also, for matrix A and B

$$\text{op}(A) \text{ and } \text{op}(B) = \begin{cases} A \text{ and } B & \text{if } \text{trans} == \text{CUBLAS_OP_N} \\ A^H \text{ and } B^H & \text{if } \text{trans} == \text{CUBLAS_OP_C} \end{cases}$$

This routine can be used when the matrix B is in such way that the result is guaranteed to be hermitian. An usual example is when the matrix B is a scaled form of the matrix A : this is equivalent to B being the product of the matrix A and a diagonal matrix. For an efficient computation of the product of a regular matrix with a diagonal matrix, refer to the routine `cublas<t>dgmm`.

Param.	Memory	In/out	Meaning
handle		input	handle to the cuBLAS library context.
uplo		input	indicates if matrix A lower or upper part is stored, the other Hermitian part is not referenced and is inferred from the stored elements.
trans		input	operation <code>op(A)</code> that is non- or (conj.) transpose.
n		input	number of rows of matrix <code>op(A)</code> , <code>op(B)</code> and <code>c</code> .
k		input	number of columns of matrix <code>op(A)</code> and <code>op(B)</code> .
alpha	host or device	input	<type> scalar used for multiplication.
A	device	input	<type> array of dimension <code>lda x k</code> with <code>lda>=max(1, n)</code> if <code>transa == CUBLAS_OP_N</code> and <code>lda x n</code> with <code>lda>=max(1, k)</code> otherwise.
lda		input	leading dimension of two-dimensional array used to store matrix A .
B	device	input	<type> array of dimension <code>ldb x k</code> with <code>ldb>=max(1, n)</code> if <code>transb == CUBLAS_OP_N</code> and <code>ldb x n</code> with <code>ldb>=max(1, k)</code> otherwise.
ldb		input	leading dimension of two-dimensional array used to store matrix B .
beta	host or device	input	real scalar used for multiplication, if <code>beta==0</code> then <code>c</code> does not have to be a valid input.
C	device	in/out	<type> array of dimension <code>ldc x n</code> , with <code>ldc>=max(1, n)</code> . The imaginary parts of the diagonal elements are assumed and set to zero.
ldc		input	leading dimension of two-dimensional array used to store matrix c .

The possible error values returned by this function and their meanings are listed below.

Error Value	Meaning
<code>CUBLAS_STATUS_SUCCESS</code>	the operation completed successfully
<code>CUBLAS_STATUS_NOT_INITIALIZED</code>	the library was not initialized
<code>CUBLAS_STATUS_INVALID_VALUE</code>	the parameters <code>n, k < 0</code>
<code>CUBLAS_STATUS_ARCH_MISMATCH</code>	the device does not support double-precision
<code>CUBLAS_STATUS_EXECUTION_FAILED</code>	the function failed to launch on the GPU

For references please refer to:

[cherk](#), [zherk](#) and

[cher2k](#), [zher2k](#)

2.8. BLAS-like Extension

In this chapter we describe the BLAS-extension functions that perform matrix-matrix operations.

2.8.1. cublas<t>geam()

```

cublasStatus_t cublasSgeam(cublasHandle_t handle,
                          cublasOperation_t transa, cublasOperation_t transb,
                          int m, int n,
                          const float          *alpha,
                          const float          *A, int lda,
                          const float          *beta,
                          const float          *B, int ldb,
                          float                *C, int ldc)
cublasStatus_t cublasDgeam(cublasHandle_t handle,
                          cublasOperation_t transa, cublasOperation_t transb,
                          int m, int n,
                          const double         *alpha,
                          const double         *A, int lda,
                          const double         *beta,
                          const double         *B, int ldb,
                          double              *C, int ldc)
cublasStatus_t cublasCgeam(cublasHandle_t handle,
                          cublasOperation_t transa, cublasOperation_t transb,
                          int m, int n,
                          const cuComplex      *alpha,
                          const cuComplex      *A, int lda,
                          const cuComplex      *beta,
                          const cuComplex      *B, int ldb,
                          cuComplex           *C, int ldc)
cublasStatus_t cublasZgeam(cublasHandle_t handle,
                          cublasOperation_t transa, cublasOperation_t transb,
                          int m, int n,
                          const cuDoubleComplex *alpha,
                          const cuDoubleComplex *A, int lda,
                          const cuDoubleComplex *beta,
                          const cuDoubleComplex *B, int ldb,
                          cuDoubleComplex      *C, int ldc)

```

This function performs the matrix-matrix addition/transposition

$$C = \alpha \text{op}(A) + \beta \text{op}(B)$$

where α and β are scalars, and A , B and C are matrices stored in column-major format with dimensions $\text{op}(A)$ $m \times n$, $\text{op}(B)$ $m \times n$ and C $m \times n$, respectively. Also, for matrix A

$$\text{op}(A) = \begin{cases} A & \text{if transa} == \text{CUBLAS_OP_N} \\ A^T & \text{if transa} == \text{CUBLAS_OP_T} \\ A^H & \text{if transa} == \text{CUBLAS_OP_C} \end{cases}$$

and $\text{op}(B)$ is defined similarly for matrix B .

The operation is out-of-place if C does not overlap A or B .

The in-place mode supports the following two operations,

$$C = \alpha * C + \beta \text{op}(B)$$

$$C = \alpha \text{op}(A) + \beta * C$$

For in-place mode, if $C = A$, $ldc = lda$ and $transa = \text{CUBLAS_OP_N}$. If $C = B$, $ldc = ldb$ and $transb = \text{CUBLAS_OP_N}$. If the user does not meet above requirements, **CUBLAS_STATUS_INVALID_VALUE** is returned.

The operation includes the following special cases:

the user can reset matrix C to zero by setting ***alpha=*beta=0**.

the user can transpose matrix A by setting ***alpha=1 and *beta=0**.

Param.	Memory	In/out	Meaning
handle		input	handle to the cuBLAS library context.
transa		input	operation op(A) that is non- or (conj.) transpose.
transb		input	operation op(B) that is non- or (conj.) transpose.
m		input	number of rows of matrix op(A) and c.
n		input	number of columns of matrix op(B) and c.
alpha	host or device	input	<type> scalar used for multiplication. If *alpha == 0 , A does not have to be a valid input.
A	device	input	<type> array of dimensions $lda \times n$ with $lda \geq \max(1, m)$ if transa == CUBLAS_OP_N and $lda \times m$ with $lda \geq \max(1, n)$ otherwise.
lda		input	leading dimension of two-dimensional array used to store the matrix A.
B	device	input	<type> array of dimension $ldb \times n$ with $ldb \geq \max(1, m)$ if transb == CUBLAS_OP_N and $ldb \times m$ with $ldb \geq \max(1, n)$ otherwise.
ldb		input	leading dimension of two-dimensional array used to store matrix B.
beta	host or device	input	<type> scalar used for multiplication. If *beta == 0 , B does not have to be a valid input.
C	device	output	<type> array of dimensions $ldc \times n$ with $ldc \geq \max(1, m)$.
ldc		input	leading dimension of a two-dimensional array used to store the matrix c.

The possible error values returned by this function and their meanings are listed below.

Error Value	Meaning
CUBLAS_STATUS_SUCCESS	the operation completed successfully
CUBLAS_STATUS_NOT_INITIALIZED	the library was not initialized

Error Value	Meaning
CUBLAS_STATUS_INVALID_VALUE	the parameters $m, n < 0$, $\alpha, \beta = \text{NULL}$ or improper settings of in-place mode
CUBLAS_STATUS_ARCH_MISMATCH	the device does not support double-precision
CUBLAS_STATUS_EXECUTION_FAILED	the function failed to launch on the GPU

2.8.2. cublas<t>dgmm()

```

cublasStatust cublasSdgmm(cublasHandle_t handle, cublasSideMode_t mode,
                          int m, int n,
                          const float *A, int lda,
                          const float *x, int incx,
                          float *C, int ldc)
cublasStatus_t cublasDdgmm(cublasHandle_t handle, cublasSideMode_t mode,
                          int m, int n,
                          const double *A, int lda,
                          const double *x, int incx,
                          double *C, int ldc)
cublasStatus_t cublasCdggmm(cublasHandle_t handle, cublasSideMode_t mode,
                          int m, int n,
                          const cuComplex *A, int lda,
                          const cuComplex *x, int incx,
                          cuComplex *C, int ldc)
cublasStatus_t cublasZdgmm(cublasHandle_t handle, cublasSideMode_t mode,
                          int m, int n,
                          const cuDoubleComplex *A, int lda,
                          const cuDoubleComplex *x, int incx,
                          cuDoubleComplex *C, int ldc)

```

This function performs the matrix-matrix multiplication

$$C = \begin{cases} A \times \text{diag}(X) & \text{if mode} == \text{CUBLAS_SIDE_RIGHT} \\ \text{diag}(X) \times A & \text{if mode} == \text{CUBLAS_SIDE_LEFT} \end{cases}$$

where A and C are matrices stored in column-major format with dimensions $m \times n$. X is a vector of size n if **mode** == **CUBLAS_SIDE_RIGHT** and of size m if **mode** == **CUBLAS_SIDE_LEFT**. X is gathered from one-dimensional array x with stride **incx**. The absolute value of **incx** is the stride and the sign of **incx** is direction of the stride. If **incx** is positive, then we forward x from the first element. Otherwise, we backward x from the last element. The formula of X is

$$X[j] = \begin{cases} x[j \times \text{incx}] & \text{if } \text{incx} \geq 0 \\ x[(\chi - 1) \times |\text{incx}| - j \times |\text{incx}|] & \text{if } \text{incx} < 0 \end{cases}$$

where $\chi = m$ if **mode** == **CUBLAS_SIDE_LEFT** and $\chi = n$ if **mode** == **CUBLAS_SIDE_RIGHT**.

Example 1: if the user wants to perform $\text{diag}(\text{diag}(B)) \times A$, then $\text{incx} = \text{ldb} + 1$ where ldb is leading dimension of matrix B , either row-major or column-major.

Example 2: if the user wants to perform $\alpha \times A$, then there are two choices, either `cublasgemv` with ***beta=0** and **transa == CUBLAS_OP_N** or `cublasdgmm` with **incx=0** and **x[0]=alpha**.

The operation is out-of-place. The in-place only works if **lda = ldc**.

Param.	Memory	In/out	Meaning
handle		input	handle to the cuBLAS library context.
mode		input	left multiply if <code>mode == CUBLAS_SIDE_LEFT</code> or right multiply if <code>mode == CUBLAS_SIDE_RIGHT</code>
m		input	number of rows of matrix A and C .
n		input	number of columns of matrix A and C .
A	device	input	<type> array of dimensions <code>lda x n</code> with <code>lda >= max(1, m)</code>
lda		input	leading dimension of two-dimensional array used to store the matrix A .
x	device	input	one-dimensional <type> array of size <code>linc x m</code> if <code>mode == CUBLAS_SIDE_LEFT</code> and <code>linc x n</code> if <code>mode == CUBLAS_SIDE_RIGHT</code>
incx		input	stride of one-dimensional array x .
C	device	in/out	<type> array of dimensions <code>ldc x n</code> with <code>ldc >= max(1, m)</code> .
ldc		input	leading dimension of a two-dimensional array used to store the matrix C .

The possible error values returned by this function and their meanings are listed below.

Error Value	Meaning
<code>CUBLAS_STATUS_SUCCESS</code>	the operation completed successfully
<code>CUBLAS_STATUS_NOT_INITIALIZED</code>	the library was not initialized
<code>CUBLAS_STATUS_INVALID_VALUE</code>	the parameters <code>m, n < 0</code> or <code>mode != CUBLAS_SIDE_LEFT, CUBLAS_SIDE_RIGHT</code>
<code>CUBLAS_STATUS_ARCH_MISMATCH</code>	the device does not support double-precision
<code>CUBLAS_STATUS_EXECUTION_FAILED</code>	the function failed to launch on the GPU

2.8.3. cublas<t>getrfBatched()

```

cublasStatus_t cublasSgetrfBatched(cublasHandle_t handle,
                                   int n,
                                   float *Aarray[],
                                   int lda,
                                   int *PivotArray,
                                   int *infoArray,
                                   int batchSize);

cublasStatus_t cublasDgetrfBatched(cublasHandle_t handle,
                                   int n,
                                   double *Aarray[],
                                   int lda,
                                   int *PivotArray,
                                   int *infoArray,
                                   int batchSize);

cublasStatus_t cublasCgetrfBatched(cublasHandle_t handle,
                                   int n,
                                   cuComplex *Aarray[],
                                   int lda,
                                   int *PivotArray,
                                   int *infoArray,
                                   int batchSize);

cublasStatus_t cublasZgetrfBatched(cublasHandle_t handle,
                                   int n,
                                   cuDoubleComplex *Aarray[],
                                   int lda,
                                   int *PivotArray,
                                   int *infoArray,
                                   int batchSize);

```

Aarray is an array of pointers to matrices stored in column-major format with dimensions **nxn** and leading dimension **lda**.

This function performs the LU factorization of each **Aarray[i]** for $i = 0, \dots, \text{batchSize}-1$ by the following equation

$$P * Aarray[i] = L * U$$

where **P** is a permutation matrix which represents partial pivoting with row interchanges. **L** is a lower triangular matrix with unit diagonal and **U** is an upper triangular matrix.

Formally **P** is written by a product of permutation matrices **P_j**, for $j = 1, 2, \dots, n$, say $P = P_1 * P_2 * P_3 * \dots * P_n$. **P_j** is a permutation matrix which interchanges two rows of vector **x** when performing **P_j*x**. **P_j** can be constructed by **j** element of **PivotArray[i]** by the following matlab code

```

// In Matlab PivotArray[i] is an array of base-1.
// In C, PivotArray[i] is base-0.
Pj = eye(n);
swap Pj(j,:) and Pj(PivotArray[i][j] ,:);

```

\mathbf{L} and \mathbf{U} are written back to original matrix \mathbf{A} , and diagonal elements of \mathbf{L} are discarded. The \mathbf{L} and \mathbf{U} can be constructed by the following matlab code

```
// A is a matrix of nxn after getrf.
L = eye(n);
for j = 1:n
    L(:,j+1:n) = A(:,j+1:n)
end
U = zeros(n);
for i = 1:n
    U(i,i:n) = A(i,i:n)
end
```

If matrix \mathbf{A} ($=\mathbf{Aarray}[i]$) is singular, getrf still works and the value of **info** ($=\mathbf{infoArray}[i]$) reports first row index that LU factorization cannot proceed. If info is \mathbf{k} , $\mathbf{U}(\mathbf{k},\mathbf{k})$ is zero. The equation $\mathbf{P}*\mathbf{A}=\mathbf{L}*\mathbf{U}$ still holds, however \mathbf{L} and \mathbf{U} are from the following matlab code

```
// A is a matrix of nxn after getrf.
// info is k, which means U(k,k) is zero.
L = eye(n);
for j = 1:k-1
    L(:,j+1:n) = A(:,j+1:n)
end
U = zeros(n);
for i = 1:k-1
    U(i,i:n) = A(i,i:n)
end
for i = k:n
    U(i,k:n) = A(i,k:n)
end
```

This function is intended to be used for matrices of small sizes where the launch overhead is a significant factor.

`cusblas<t>getrfBatched` supports non-pivot LU factorization if **PivotArray** is nil.

`cusblas<t>getrfBatched` supports arbitrary dimension.

`cusblas<t>getrfBatched` only supports compute capability 2.0 or above.

Param.	Memory	In/out	Meaning
handle		input	handle to the cuBLAS library context.
n		input	number of rows and columns of Aarray [i].
Aarray	device	input/ output	array of pointers to <type> array, with each array of dim. $n \times n$ with $\mathbf{lda} \geq \max(1, n)$. Matrices Aarray [i] should not overlap; otherwise, undefined behavior is expected.
lda		input	leading dimension of two-dimensional array used to store each matrix Aarray [i].
PivotArray	device	output	array of size $n \times \mathbf{batchSize}$ that contains the pivoting sequence of each factorization of Aarray [i] stored in a linear fashion. If PivotArray is nil, pivoting is disabled.
infoArray	device	output	array of size batchSize that info (= infoArray [i]) contains the information of factorization of Aarray [i]. If info =0, the execution is successful.

Param.	Memory	In/out	Meaning
			If info = -j, the j-th parameter had an illegal value. If info = k, U(k,k) is 0. The factorization has been completed, but U is exactly singular.
batchSize		input	number of pointers contained in A

The possible error values returned by this function and their meanings are listed below.

Error Value	Meaning
CUBLAS_STATUS_SUCCESS	the operation completed successfully
CUBLAS_STATUS_NOT_INITIALIZED	the library was not initialized
CUBLAS_STATUS_INVALID_VALUE	the parameters <code>n</code> , <code>batchSize</code> , <code>lda</code> < 0
CUBLAS_STATUS_ARCH_MISMATCH	the device has a compute capability < 200
CUBLAS_STATUS_EXECUTION_FAILED	the function failed to launch on the GPU

For references please refer to:

[sgeqrf](#), [dgeqrf](#), [cgeqrf](#), [zgeqrf](#)

2.8.4. cublas<t>getrsBatched()

```

cublasStatus_t cublasSgetrsBatched(cublasHandle_t handle,
                                   cublasOperation_t trans,
                                   int n,
                                   int nrhs,
                                   const float *Aarray[],
                                   int lda,
                                   const int *devIpiv,
                                   float *Barray[],
                                   int ldb,
                                   int *info,
                                   int batchSize);

cublasStatus_t cublasDgetrsBatched(cublasHandle_t handle,
                                   cublasOperation_t trans,
                                   int n,
                                   int nrhs,
                                   const double *Aarray[],
                                   int lda,
                                   const int *devIpiv,
                                   double *Barray[],
                                   int ldb,
                                   int *info,
                                   int batchSize);

cublasStatus_t cublasCgetrsBatched(cublasHandle_t handle,
                                   cublasOperation_t trans,
                                   int n,
                                   int nrhs,
                                   const cuComplex *Aarray[],
                                   int lda,
                                   const int *devIpiv,
                                   cuComplex *Barray[],
                                   int ldb,
                                   int *info,
                                   int batchSize);

cublasStatus_t cublasZgetrsBatched(cublasHandle_t handle,
                                   cublasOperation_t trans,
                                   int n,
                                   int nrhs,
                                   const cuDoubleComplex *Aarray[],
                                   int lda,
                                   const int *devIpiv,
                                   cuDoubleComplex *Barray[],
                                   int ldb,
                                   int *info,
                                   int batchSize);

```

This function solves an array of systems of linear equations of the form :

$$\text{op}(A[i])X[i] = \alpha B[i]$$

where $A[i]$ is a matrix which has been LU factorized with pivoting, $X[i]$ and $B[i]$ are $n \times \text{nrhs}$ matrices. Also, for matrix A

$$\text{op}(A[i]) = \begin{cases} A[i] & \text{if trans} == \text{CUBLAS_OP_N} \\ A^T[i] & \text{if trans} == \text{CUBLAS_OP_T} \\ A^H[i] & \text{if trans} == \text{CUBLAS_OP_C} \end{cases}$$

This function is intended to be used for matrices of small sizes where the launch overhead is a significant factor.

`cusolverDn<type>getrsBatched` supports non-pivot LU factorization if `devI piv` is nil.

`cusolverDn<type>getrsBatched` supports arbitrary dimension.

`cusolverDn<type>getrsBatched` only supports compute capability 2.0 or above.

Param.	Memory	In/out	Meaning
handle		input	handle to the cuBLAS library context.
trans		input	operation $op(A)$ that is non- or (conj.) transpose.
n		input	number of rows and columns of <code>Aarray[i]</code> .
nrhs		input	number of columns of <code>Barray[i]</code> .
Aarray	device	input	array of pointers to <type> array, with each array of dim. $n \times n$ with $lda \geq \max(1, n)$.
lda		input	leading dimension of two-dimensional array used to store each matrix <code>Aarray[i]</code> .
devI piv	device	input	array of size $n \times batchSize$ that contains the pivoting sequence of each factorization of <code>Aarray[i]</code> stored in a linear fashion. If <code>devI piv</code> is nil, pivoting for all <code>Aarray[i]</code> is ignored.
Barray	device	input/ output	array of pointers to <type> array, with each array of dim. $n \times nrhs$ with $ldb \geq \max(1, n)$. Matrices <code>Barray[i]</code> should not overlap; otherwise, undefined behavior is expected.
ldb		input	leading dimension of two-dimensional array used to store each solution matrix <code>Barray[i]</code> .
info	host	output	If <code>info=0</code> , the execution is successful. If <code>info = -j</code> , the j-th parameter had an illegal value.
batchSize		input	number of pointers contained in A

The possible error values returned by this function and their meanings are listed below.

Error Value	Meaning
<code>CUBLAS_STATUS_SUCCESS</code>	the operation completed successfully
<code>CUBLAS_STATUS_NOT_INITIALIZED</code>	the library was not initialized
<code>CUBLAS_STATUS_INVALID_VALUE</code>	the parameters <code>n, batchSize, lda < 0</code>
<code>CUBLAS_STATUS_ARCH_MISMATCH</code>	the device has a compute capability < 200
<code>CUBLAS_STATUS_EXECUTION_FAILED</code>	the function failed to launch on the GPU

For references please refer to:

[sgeqrs](#), [dgeqrs](#), [cgeqrs](#), [zgeqrs](#)

2.8.5. cublas<t>getriBatched()

```

cublasStatus_t cublasSgetriBatched(cublasHandle_t handle,
                                   int n,
                                   float *Aarray[],
                                   int lda,
                                   int *PivotArray,
                                   float *Carray[],
                                   int ldc,
                                   int *infoArray,
                                   int batchSize);

cublasStatus_t cublasDgetriBatched(cublasHandle_t handle,
                                   int n,
                                   double *Aarray[],
                                   int lda,
                                   int *PivotArray,
                                   double *Carray[],
                                   int ldc,
                                   int *infoArray,
                                   int batchSize);

cublasStatus_t cublasCgetriBatched(cublasHandle_t handle,
                                   int n,
                                   cuComplex *Aarray[],
                                   int lda,
                                   int *PivotArray,
                                   cuComplex *Carray[],
                                   int ldc,
                                   int *infoArray,
                                   int batchSize);

cublasStatus_t cublasZgetriBatched(cublasHandle_t handle,
                                   int n,
                                   cuDoubleComplex *Aarray[],
                                   int lda,
                                   int *PivotArray,
                                   cuDoubleComplex *Carray[],
                                   int ldc,
                                   int *infoArray,
                                   int batchSize);

```

Aarray and **Carray** are arrays of pointers to matrices stored in column-major format with dimensions $n \times n$ and leading dimension **lda** and **ldc** respectively.

This function performs the inversion of matrices **A[i]** for $i = 0, \dots, \text{batchSize}-1$.

Prior to calling `cublas<t>getriBatched`, the matrix **A[i]** must be factorized first using the routine `cublas<t>getrfBatched`. After the call of `cublas<t>getrfBatched`, the matrix pointing by **Aarray[i]** will contain the LU factors of the matrix **A[i]** and the vector pointing by **(PivotArray+i)** will contain the pivoting sequence.

Following the LU factorization, `cublas<t>getriBatched` uses forward and backward triangular solvers to complete inversion of matrices **A[i]** for $i = 0, \dots, \text{batchSize}-1$. The inversion is out-of-place, so memory space of **Carray[i]** cannot overlap memory space of **Array[i]**.

Typically all parameters in `cusblasDgetrfBatched` would be passed into `cusblasDgetriBatched`. For example,

```
// step 1: perform in-place LU decomposition, P*A = L*U.
//   Aarray[i] is n*n matrix A[i]
cusblasDgetrfBatched(handle, n, Aarray, lda, PivotArray, infoArray,
batchSize);
//   check infoArray[i] to see if factorization of A[i] is successful or not.
//   Array[i] contains LU factorization of A[i]

// step 2: perform out-of-place inversion, Carray[i] = inv(A[i])
cusblasDgetriBatched(handle, n, Aarray, lda, PivotArray, Carray, ldc,
infoArray, batchSize);
//   check infoArray[i] to see if inversion of A[i] is successful or not.
```

The user can check singularity from either `cusblasDgetrfBatched` or `cusblasDgetriBatched`.

This function is intended to be used for matrices of small sizes where the launch overhead is a significant factor.

If `cusblasDgetrfBatched` is performed by non-pivoting, `PivotArray` of `cusblasDgetriBatched` should be nil.

`cusblasDgetriBatched` supports arbitrary dimension.

`cusblasDgetriBatched` only supports compute capability 2.0 or above.

Param.	Memory	In/out	Meaning
handle		input	handle to the cuBLAS library context.
n		input	number of rows and columns of <code>Aarray[i]</code> .
Aarray	device	input	array of pointers to <type> array, with each array of dimension <code>n*n</code> with <code>lda>=max(1,n)</code> .
lda		input	leading dimension of two-dimensional array used to store each matrix <code>Aarray[i]</code> .
PivotArray	device	output	array of size <code>n*batchSize</code> that contains the pivoting sequence of each factorization of <code>Aarray[i]</code> stored in a linear fashion. If <code>PivotArray</code> is nil, pivoting is disabled.
Carray	device	output	array of pointers to <type> array, with each array of dimension <code>n*n</code> with <code>ldc>=max(1,n)</code> . Matrices <code>Carray[i]</code> should not overlap; otherwise, undefined behavior is expected.
ldc		input	leading dimension of two-dimensional array used to store each matrix <code>Carray[i]</code> .
infoArray	device	output	array of size <code>batchSize</code> that <code>info(=infoArray[i])</code> contains the information of inversion of <code>A[i]</code> . If <code>info=0</code> , the execution is successful. If <code>info = k</code> , <code>U(k,k)</code> is 0. The U is exactly singular and the inversion failed.
batchSize		input	number of pointers contained in A

The possible error values returned by this function and their meanings are listed below.

Error Value	Meaning
CUBLAS_STATUS_SUCCESS	the operation completed successfully
CUBLAS_STATUS_NOT_INITIALIZED	the library was not initialized
CUBLAS_STATUS_INVALID_VALUE	the parameters <code>n</code> , <code>batchSize</code> , <code>lda</code> , <code>ldc</code> < 0
CUBLAS_STATUS_ARCH_MISMATCH	the device has a compute capability < 200
CUBLAS_STATUS_EXECUTION_FAILED	the function failed to launch on the GPU

2.8.6. cublas<t>matinvBatched()

```

cublasStatus_t cublasSmatinvBatched(cublasHandle_t handle,
    int n,
    const float *A[],
    int lda,
    float *Ainv[],
    int lda_inv,
    int *info,
    int batchSize);

cublasStatus_t cublasDmatinvBatched(cublasHandle_t handle,
    int n,
    const double *A[],
    int lda,
    double *Ainv[],
    int lda_inv,
    int *info,
    int batchSize);

cublasStatus_t cublasCmatinvBatched(cublasHandle_t handle,
    int n,
    const cuComplex *A[],
    int lda,
    cuComplex *Ainv[],
    int lda_inv,
    int *info,
    int batchSize);

cublasStatus_t cublasZmatinvBatched(cublasHandle_t handle,
    int n,
    const cuDoubleComplex *A[],
    int lda,
    cuDoubleComplex *Ainv[],
    int lda_inv,
    int *info,
    int batchSize);

```

A and **Ainv** are arrays of pointers to matrices stored in column-major format with dimensions **n*****n** and leading dimension **lda** and **lda_inv** respectively.

This function performs the inversion of matrices **A[i]** for $i = 0, \dots, \text{batchSize}-1$.

This function is a short cut of **cublas<t>getrfBatched** plus **cublas<t>getriBatched**. However it only works if **n** is less than 32. If not, the user has to go through **cublas<t>getrfBatched** and **cublas<t>getriBatched**.

If the matrix $\mathbf{A}[i]$ is singular, then `info[i]` reports singularity, the same as `cublas<t>getrfBatched`.

Param.	Memory	In/out	Meaning
handle		input	handle to the cuBLAS library context.
n		input	number of rows and columns of $\mathbf{A}[i]$.
A	device	input	array of pointers to <type> array, with each array of dimension $n*n$ with <code>lda</code> $\geq \max(1, n)$.
lda		input	leading dimension of two-dimensional array used to store each matrix $\mathbf{A}[i]$.
Ainv	device	output	array of pointers to <type> array, with each array of dimension $n*n$ with <code>lda_inv</code> $\geq \max(1, n)$. Matrices $\mathbf{Ainv}[i]$ should not overlap; otherwise, undefined behavior is expected.
lda_inv		input	leading dimension of two-dimensional array used to store each matrix $\mathbf{Ainv}[i]$.
info	device	output	array of size <code>batchSize</code> that <code>info[i]</code> contains the information of inversion of $\mathbf{A}[i]$. If <code>info[i]=0</code> , the execution is successful. If <code>info[i]=k</code> , $U(k,k)$ is 0. The U is exactly singular and the inversion failed.
batchSize		input	number of pointers contained in A.

The possible error values returned by this function and their meanings are listed below.

Error Value	Meaning
<code>CUBLAS_STATUS_SUCCESS</code>	the operation completed successfully
<code>CUBLAS_STATUS_NOT_INITIALIZED</code>	the library was not initialized
<code>CUBLAS_STATUS_INVALID_VALUE</code>	the parameters <code>n</code> , <code>batchSize</code> , <code>lda</code> , <code>lda_inv</code> < 0 ; or <code>n</code> > 32
<code>CUBLAS_STATUS_ARCH_MISMATCH</code>	the device has a compute capability < 200
<code>CUBLAS_STATUS_EXECUTION_FAILED</code>	the function failed to launch on the GPU

2.8.7. cublas<t>geqrfBatched()

```

cublasStatus_t cublasSgeqrfBatched( cublasHandle_t handle,
                                   int m,
                                   int n,
                                   float *Aarray[],
                                   int lda,
                                   float *TauArray[],

                                   int *info,
                                   int batchSize);

cublasStatus_t cublasDgeqrfBatched( cublasHandle_t handle,
                                   int m,
                                   int n,
                                   double *Aarray[],
                                   int lda,
                                   double *TauArray[],

                                   int *info,
                                   int batchSize);

cublasStatus_t cublasCgeqrfBatched( cublasHandle_t handle,
                                   int m,
                                   int n,
                                   cuComplex *Aarray[],
                                   int lda,
                                   cuComplex *TauArray[],

                                   int *info,
                                   int batchSize);

cublasStatus_t cublasZgeqrfBatched( cublasHandle_t handle,
                                   int m,
                                   int n,
                                   cuDoubleComplex *Aarray[],
                                   int lda,
                                   cuDoubleComplex *TauArray[],

                                   int *info,
                                   int batchSize);

```

Aarray is an array of pointers to matrices stored in column-major format with dimensions **m** × **n** and leading dimension **lda**. **TauArray** is an array of pointers to vectors of dimension of at least **max(1, min(m, n))**.

This function performs the QR factorization of each **Aarray[i]** for **i = 0, ..., batchSize-1** using Householder reflections. Each matrix **Q[i]** is represented as a product of elementary reflectors and is stored in the lower part of each **Aarray[i]** as follows :

$$Q[j] = H[j][1] H[j][2] \dots H[j](k), \text{ where } k = \min(m, n).$$

Each $H[j][i]$ has the form

$$H[j][i] = I - \tau[j] * v * v'$$

where $\tau[j]$ is a real scalar, and v is a real vector with

$v(1:i-1) = 0$ and $v(i) = 1$; $v(i+1:m)$ is stored on exit in $Aarray[j][i+1:m, i]$, and τ in $TauArray[j][i]$

This function is intended to be used for matrices of small sizes where the launch overhead is a significant factor.

`cusblas<t>geqrfBatched` supports arbitrary dimension.

`cusblas<t>geqrfBatched` only supports compute capability 2.0 or above.

Param.	Memory	In/out	Meaning
handle		input	handle to the cuBLAS library context.
m		input	number of rows <code>Aarray[i]</code> .
n		input	number of columns of <code>Aarray[i]</code> .
Aarray	device	input	array of pointers to <type> array, with each array of dim. <code>m x n</code> with <code>lda >= max(1, m)</code> .
lda		input	leading dimension of two-dimensional array used to store each matrix <code>Aarray[i]</code> .
TauArray	device	output	array of pointers to <type> vector, with each vector of dim. <code>max(1, min(m, n))</code> .
info	host	output	If <code>info=0</code> , the parameters passed to the function are valid If <code>info<0</code> , the parameter in position <code>-info</code> is invalid
batchSize		input	number of pointers contained in A

The possible error values returned by this function and their meanings are listed below.

Error Value	Meaning
<code>CUBLAS_STATUS_SUCCESS</code>	the operation completed successfully
<code>CUBLAS_STATUS_NOT_INITIALIZED</code>	the library was not initialized
<code>CUBLAS_STATUS_INVALID_VALUE</code>	the parameters <code>m, n, batchSize < 0</code> or <code>lda < imax(1, m)</code>
<code>CUBLAS_STATUS_ARCH_MISMATCH</code>	the device has a compute capability < 200
<code>CUBLAS_STATUS_EXECUTION_FAILED</code>	the function failed to launch on the GPU

For references please refer to:

[sgeqrf](#), [dgeqrf](#), [cgeqrf](#), [zgeqrf](#)

2.8.8. cublas<t>gelsBatched()

```

cublasStatus_t cublasSgelsBatched( cublasHandle_t handle,
                                   cublasOperation_t trans,
                                   int m,
                                   int n,
                                   int nrhs,
                                   float *Aarray[],
                                   int lda,
                                   float *Carray[],
                                   int ldc,
                                   int *info,
                                   int *devInfoArray,
                                   int batchSize );

cublasStatus_t cublasDgelsBatched( cublasHandle_t handle,
                                   cublasOperation_t trans,
                                   int m,
                                   int n,
                                   int nrhs,
                                   double *Aarray[],
                                   int lda,
                                   double *Carray[],
                                   int ldc,
                                   int *info,
                                   int *devInfoArray,
                                   int batchSize );

cublasStatus_t cublasCgelsBatched( cublasHandle_t handle,
                                   cublasOperation_t trans,
                                   int m,
                                   int n,
                                   int nrhs,
                                   cuComplex *Aarray[],
                                   int lda,
                                   cuComplex *Carray[],
                                   int ldc,
                                   int *info,
                                   int *devInfoArray,
                                   int batchSize );

cublasStatus_t cublasZgelsBatched( cublasHandle_t handle,
                                   cublasOperation_t trans,
                                   int m,
                                   int n,
                                   int nrhs,
                                   cuDoubleComplex *Aarray[],
                                   int lda,
                                   cuDoubleComplex *Carray[],
                                   int ldc,
                                   int *info,
                                   int *devInfoArray,
                                   int batchSize );

```

Aarray is an array of pointers to matrices stored in column-major format with dimensions **m** × **n** and leading dimension **lda**. **Carray** is an array of pointers to matrices stored in column-major format with dimensions **n** × **nrhs** and leading dimension **ldc**.

This function find the least squares solution of a batch of overdetermined systems : it solves the least squares problem described as follows :

```
minimize || Carray[i] - Aarray[i]*Xarray[i] || , with i =
0, ...,batchSize-1
```

On exit, each **Aarray**[i] is overwritten with their QR factorization and each **Carray**[i] is overwritten with the least square solution

cusblas<t>gelsBatched supports only the non-transpose operation and only solves overdetermined systems ($m \geq n$).

cusblas<t>gelsBatched only supports compute capability 2.0 or above.

This function is intended to be used for matrices of small sizes where the launch overhead is a significant factor.

Param.	Memory	In/out	Meaning
handle		input	handle to the cuBLAS library context.
trans		input	operation op(Aarray [i]) that is non- or (conj.) transpose. Only non-transpose operation is currently supported.
m		input	number of rows Aarray [i].
n		input	number of columns of each Aarray [i] and rows of each Carray [i].
nrhs		input	number of columns of each Carray [i].
Aarray	device	input/ output	array of pointers to <type> array, with each array of dim. $m \times n$ with $lda \geq \max(1, m)$. Matrices Aarray [i] should not overlap; otherwise, undefined behavior is expected.
lda		input	leading dimension of two-dimensional array used to store each matrix Aarray [i].
Carray	device	input/ output	array of pointers to <type> array, with each array of dim. $n \times nrhs$ with $ldc \geq \max(1, m)$. Matrices Carray [i] should not overlap; otherwise, undefined behavior is expected.
ldc		input	leading dimension of two-dimensional array used to store each matrix Carray [i].
info	host	output	If info=0, the parameters passed to the function are valid If info<0, the parameter in position -info is invalid
devInfoArray	device	output	optional array of integers of dimension batchsize. If non-null, every element devInfoArray[i] contain a value V with the following meaning: V = 0 : the i-th problem was successfully solved V > 0 : the V-th diagonal element of the Aarray [i] is zero. Aarray [i] does not have full rank.
batchSize		input	number of pointers contained in Aarray and Carray

The possible error values returned by this function and their meanings are listed below.

Error Value	Meaning
CUBLAS_STATUS_SUCCESS	the operation completed successfully
CUBLAS_STATUS_NOT_INITIALIZED	the library was not initialized
CUBLAS_STATUS_INVALID_VALUE	the parameters $m, n, batchSize < 0$, $lda < imax(1, m)$ or $ldc < imax(1, m)$
CUBLAS_STATUS_NOT_SUPPORTED	the parameters $m < n$ or $trans$ is different from non-transpose.
CUBLAS_STATUS_ARCH_MISMATCH	the device has a compute capability < 200
CUBLAS_STATUS_EXECUTION_FAILED	the function failed to launch on the GPU

For references please refer to:

[sgels](#), [dgels](#), [cgels](#), [zgels](#)

2.8.9. cublas<t>tptr()

```

cublasStatus_t cublasStpstr ( cublasHandle_t handle,
                             cublasFillMode_t uplo,
                             int n,
                             const float *AP,
                             float *A,
                             int lda );

cublasStatus_t cublasDtpstr ( cublasHandle_t handle,
                             cublasFillMode_t uplo,
                             int n,
                             const double *AP,
                             double *A,
                             int lda );

cublasStatus_t cublasCtpstr ( cublasHandle_t handle,
                             cublasFillMode_t uplo,
                             int n,
                             const cuComplex *AP,
                             cuComplex *A,
                             int lda );

cublasStatus_t cublasZtpstr ( cublasHandle_t handle,
                             cublasFillMode_t uplo,
                             int n,
                             const cuDoubleComplex *AP,
                             cuDoubleComplex *A,
                             int lda );

```

This function performs the conversion from the triangular packed format to the triangular format

If `uplo == CUBLAS_FILL_MODE_LOWER` then the elements of **AP** are copied into the lower triangular part of the triangular matrix **A** and the upper part of **A** is left untouched. If `uplo == CUBLAS_FILL_MODE_UPPER` then the elements of **AP** are copied into the upper triangular part of the triangular matrix **A** and the lower part of **A** is left untouched.

Param.	Memory	In/out	Meaning
handle		input	handle to the cuBLAS library context.

Param.	Memory	In/out	Meaning
uplo		input	indicates if matrix AP contains lower or upper part of matrix A .
n		input	number of rows and columns of matrix A .
AP	device	input	<type> array with A stored in packed format.
A	device	output	<type> array of dimensions $lda \times n$, with $lda \geq \max(1, n)$. The opposite side of A is left untouched.
lda		input	leading dimension of two-dimensional array used to store matrix A .

The possible error values returned by this function and their meanings are listed below.

Error Value	Meaning
CUBLAS_STATUS_SUCCESS	the operation completed successfully
CUBLAS_STATUS_NOT_INITIALIZED	the library was not initialized
CUBLAS_STATUS_INVALID_VALUE	the parameters $n < 0$
CUBLAS_STATUS_ARCH_MISMATCH	the device does not support double-precision
CUBLAS_STATUS_EXECUTION_FAILED	the function failed to launch on the GPU

For references please refer to:

[stptr](#), [dtptr](#), [ctptr](#), [ztptr](#)

2.8.10. cublas<t>trttp()

```

cublasStatus_t cublasStrttp ( cublasHandle_t handle,
                             cublasFillMode_t uplo,
                             int n,
                             const float *A,
                             int lda,
                             float *AP );

cublasStatus_t cublasDtrttp ( cublasHandle_t handle,
                             cublasFillMode_t uplo,
                             int n,
                             const double *A,
                             int lda,
                             double *AP );

cublasStatus_t cublasCtrttp ( cublasHandle_t handle,
                             cublasFillMode_t uplo,
                             int n,
                             const cuComplex *A,
                             int lda,
                             cuComplex *AP );

cublasStatus_t cublasZtrttp ( cublasHandle_t handle,
                             cublasFillMode_t uplo,
                             int n,
                             const cuDoubleComplex *A,
                             int lda,
                             cuDoubleComplex *AP );

```

This function performs the conversion from the triangular format to the triangular packed format

If `uplo == CUBLAS_FILL_MODE_LOWER` then the lower triangular part of the triangular matrix **A** is copied into the array **AP**. If `uplo == CUBLAS_FILL_MODE_UPPER` then the upper triangular part of the triangular matrix **A** is copied into the array **AP**.

Param.	Memory	In/out	Meaning
handle		input	handle to the cuBLAS library context.
uplo		input	indicates which matrix A lower or upper part is referenced.
n		input	number of rows and columns of matrix A .
A	device	input	<type> array of dimensions <code>lda x n</code> , with <code>lda >= max(1, n)</code> .
lda		input	leading dimension of two-dimensional array used to store matrix A .
AP	device	output	<type> array with A stored in packed format.

The possible error values returned by this function and their meanings are listed below.

Error Value	Meaning
<code>CUBLAS_STATUS_SUCCESS</code>	the operation completed successfully
<code>CUBLAS_STATUS_NOT_INITIALIZED</code>	the library was not initialized
<code>CUBLAS_STATUS_INVALID_VALUE</code>	the parameters <code>n < 0</code>
<code>CUBLAS_STATUS_ARCH_MISMATCH</code>	the device does not support double-precision
<code>CUBLAS_STATUS_EXECUTION_FAILED</code>	the function failed to launch on the GPU

For references please refer to:

[strttp](#), [dtrttp](#), [ctrttp](#), [ztrttp](#)

2.8.11. cublas<t>gemmEx()

```

cublasStatus_t cublasSgemmEx(cublasHandle_t handle,
                             cublasOperation_t transa,
                             cublasOperation_t transb,
                             int m,
                             int n,
                             int k,
                             const float *alpha,
                             const void *A,
                             cudaDataType_t Atype,
                             int lda,
                             const void *B,
                             cudaDataType_t Btype,
                             int ldb,
                             const float *beta,
                             void *C,
                             cudaDataType_t Ctype,
                             int ldc)

cublasStatus_t cublasCgemmEx(cublasHandle_t handle,
                             cublasOperation_t transa,
                             cublasOperation_t transb,
                             int m,
                             int n,
                             int k,
                             const cuComplex *alpha,
                             const void *A,
                             cudaDataType_t Atype,
                             int lda,
                             const void *B,
                             cudaDataType_t Btype,
                             int ldb,
                             const cuComplex *beta,
                             void *C,
                             cudaDataType_t Ctype,
                             int ldc)

```

This function is an extension of `cublas<t>gemm`. In this function the input matrices and output matrices can have a lower precision but the computation is still done in the type `<t>`. For example, in the type `float` for `cublasSgemmEx` and in the type `cuComplex` for `cublasCgemmEx`.

$$C = \alpha \text{op}(A)\text{op}(B) + \beta C$$

where α and β are scalars, and A , B and C are matrices stored in column-major format with dimensions $\text{op}(A)$ $m \times k$, $\text{op}(B)$ $k \times n$ and C $m \times n$, respectively. Also, for matrix A

$$\text{op}(A) = \begin{cases} A & \text{if transa} == \text{CUBLAS_OP_N} \\ A^T & \text{if transa} == \text{CUBLAS_OP_T} \\ A^H & \text{if transa} == \text{CUBLAS_OP_C} \end{cases}$$

and $\text{op}(B)$ is defined similarly for matrix B .

Param.	Memory	In/out	Meaning
handle		input	handle to the cuBLAS library context.
transa		input	operation $\text{op}(A)$ that is non- or (conj.) transpose.
transb		input	operation $\text{op}(B)$ that is non- or (conj.) transpose.

Param.	Memory	In/out	Meaning
m		input	number of rows of matrix op(A) and c.
n		input	number of columns of matrix op(B) and c.
k		input	number of columns of op(A) and rows of op(B).
alpha	host or device	input	<type> scalar used for multiplication.
A	device	input	<type> array of dimensions $lda \times k$ with $lda \geq \max(1, m)$ if <code>transa == CUBLAS_OP_N</code> and $lda \times m$ with $lda \geq \max(1, k)$ otherwise.
Atype		input	enumerant specifying the datatype of matrix A.
lda		input	leading dimension of two-dimensional array used to store the matrix A.
B	device	input	<type> array of dimension $ldb \times n$ with $ldb \geq \max(1, k)$ if <code>transb == CUBLAS_OP_N</code> and $ldb \times k$ with $ldb \geq \max(1, n)$ otherwise.
Btype		input	enumerant specifying the datatype of matrix B.
ldb		input	leading dimension of two-dimensional array used to store matrix B.
beta	host or device	input	<type> scalar used for multiplication. If <code>beta==0</code> , c does not have to be a valid input.
C	device	in/out	<type> array of dimensions $ldc \times n$ with $ldc \geq \max(1, m)$.
Ctype		input	enumerant specifying the datatype of matrix c.
ldc		input	leading dimension of a two-dimensional array used to store the matrix c.

The matrix types combinations supported for `cublasSgemmEx` are listed below:

C	A/B
CUDA_R_16BF	CUDA_R_16BF
CUDA_R_16F	CUDA_R_16F
CUDA_R_32F	CUDA_R_8I
	CUDA_R_16BF
	CUDA_R_16F
	CUDA_R_32F

The matrix types combinations supported for `cublasCgemmEx` are listed below :

C	A/B
CUDA_C_32F	CUDA_C_8I
	CUDA_C_32F

The possible error values returned by this function and their meanings are listed below.

Error Value	Meaning
CUBLAS_STATUS_SUCCESS	the operation completed successfully
CUBLAS_STATUS_NOT_INITIALIZED	the library was not initialized
CUBLAS_STATUS_ARCH_MISMATCH	<code> cublasCgemmEx </code> is only supported for GPU with architecture capabilities equal or greater than 5.0
CUBLAS_STATUS_NOT_SUPPORTED	the combination of the parameters <code>Atype</code> , <code>Btype</code> and <code>Ctype</code> is not supported
CUBLAS_STATUS_INVALID_VALUE	the parameters <code>m</code> , <code>n</code> , <code>k</code> < 0
CUBLAS_STATUS_EXECUTION_FAILED	the function failed to launch on the GPU

For references please refer to:

[sgemm](#)

For more information about the numerical behavior of some GEMM algorithms, refer to the "GEMM Algorithms Numerical Behavior" section.

2.8.12. cublasGemmEx()

```

cublasStatus_t cublasGemmEx(cublasHandle_t handle,
                            cublasOperation_t transa,
                            cublasOperation_t transb,
                            int m,
                            int n,
                            int k,
                            const void *alpha,
                            const void *A,
                            cudaDataType_t Atype,
                            int lda,
                            const void *B,
                            cudaDataType_t Btype,
                            int ldb,
                            const void *beta,
                            void *C,
                            cudaDataType_t Ctype,
                            int ldc,
                            cublasComputeType_t computeType,
                            cublasGemmAlgo_t algo)

#ifdef __cplusplus
cublasStatus_t cublasGemmEx(cublasHandle_t handle,
                            cublasOperation_t transa,
                            cublasOperation_t transb,
                            int m,
                            int n,
                            int k,
                            const void *alpha,
                            const void *A,
                            cudaDataType_t Atype,
                            int lda,
                            const void *B,
                            cudaDataType_t Btype,
                            int ldb,
                            const void *beta,
                            void *C,
                            cudaDataType_t Ctype,
                            int ldc,
                            cudaDataType_t computeType,
                            cublasGemmAlgo_t algo)
#endif

```

This function is an extension of `cublas<t>gemm` that allows the user to individually specify the data types for each of the A , B and C matrices, the precision of computation and the GEMM algorithm to be run. Supported combinations of arguments are listed further down in this section.

Note: The second variant of `cublasGemmEx` function is provided for backward compatibility with C++ applications code, where the `computeType` parameter is of `cudaDataType` instead of `cublasComputeType_t`. C applications would still compile with the updated function signature.

This function is only supported on devices with compute capability 5.0 or later.

$$C = \alpha \text{op}(A)\text{op}(B) + \beta C$$

where α and β are scalars, and A , B and C are matrices stored in column-major format with dimensions $\text{op}(A) m \times k$, $\text{op}(B) k \times n$ and $C m \times n$, respectively. Also, for matrix A

$$\text{op}(A) = \begin{cases} A & \text{if transa} == \text{CUBLAS_OP_N} \\ A^T & \text{if transa} == \text{CUBLAS_OP_T} \\ A^H & \text{if transa} == \text{CUBLAS_OP_C} \end{cases}$$

and $\text{op}(B)$ is defined similarly for matrix B .

Param.	Memory	In/out	Meaning
handle		input	handle to the cuBLAS library context.
transa		input	operation $\text{op}(A)$ that is non- or (conj.) transpose.
transb		input	operation $\text{op}(B)$ that is non- or (conj.) transpose.
m		input	number of rows of matrix $\text{op}(A)$ and c .
n		input	number of columns of matrix $\text{op}(B)$ and c .
k		input	number of columns of $\text{op}(A)$ and rows of $\text{op}(B)$.
alpha	host or device	input	scaling factor for $A*B$; of same type as computeType.
A	device	input	<type> array of dimensions $\text{lda} \times k$ with $\text{lda} \geq \max(1, m)$ if $\text{transa} == \text{CUBLAS_OP_N}$ and $\text{lda} \times m$ with $\text{lda} \geq \max(1, k)$ otherwise.
Atype		input	enumerant specifying the datatype of matrix A .
lda		input	leading dimension of two-dimensional array used to store the matrix A .
B	device	input	<type> array of dimension $\text{ldb} \times n$ with $\text{ldb} \geq \max(1, k)$ if $\text{transb} == \text{CUBLAS_OP_N}$ and $\text{ldb} \times k$ with $\text{ldb} \geq \max(1, n)$ otherwise.
Btype		input	enumerant specifying the datatype of matrix B .
ldb		input	leading dimension of two-dimensional array used to store matrix B .
beta	host or device	input	scaling factor for C ; of same type as computeType. If $\text{beta} == 0$, c does not have to be a valid input.
C	device	in/out	<type> array of dimensions $\text{ldc} \times n$ with $\text{ldc} \geq \max(1, m)$.
Ctype		input	enumerant specifying the datatype of matrix c .
ldc		input	leading dimension of a two-dimensional array used to store the matrix c .
computeType		input	enumerant specifying the computation type.
algo		input	enumerant specifying the algorithm.

`cublasGemmEx` supports the following Compute Type, Atype/Btype, and Ctype:

Compute Type	Atype/Btype	Ctype
CUBLAS_COMPUTE_16F or CUBLAS_COMPUTE_16F_PEDANTIC	CUDA_R_16F	CUDA_R_16F

Compute Type	Atype/Btype	Ctype
CUBLAS_COMPUTE_32I or CUBLAS_COMPUTE_32I_PEDANTIC	CUDA_R_8I	CUDA_R_32I
CUBLAS_COMPUTE_32F or CUBLAS_COMPUTE_32F_PEDANTIC	CUDA_R_16BF	CUDA_R_16BF
	CUDA_R_16F	CUDA_R_16F
	CUDA_R_8I	CUDA_R_32F
	CUDA_R_16BF	CUDA_R_32F
	CUDA_R_16F	CUDA_R_32F
	CUDA_R_32F	CUDA_R_32F
	CUDA_C_8I	CUDA_C_32F
CUBLAS_COMPUTE_32F_FAST_16F or CUBLAS_COMPUTE_32F_FAST_16B or CUBLAS_COMPUTE_32F_FAST_TF3	CUDA_R_32F	CUDA_R_32F
	CUDA_C_32F	CUDA_C_32F
CUBLAS_COMPUTE_64F or CUBLAS_COMPUTE_64F_PEDANTIC	CUDA_R_64F	CUDA_R_64F
	CUDA_C_64F	CUDA_C_64F

cusblasGemmEx routine is run for the algorithms in the following table.
Note: for NVIDIA Ampere Architecture GPUs and beyond, i.e. SM version
 ≥ 80 , the algorithms below are equivalent to **CUBLAS_GEMM_DEFAULT** or
CUBLAS_GEMM_DEFAULT_TENSOR_OP respectively.

CublasGemmAlgo_t	Meaning
CUBLAS_GEMM_DEFAULT	Apply Heuristics to select the GEMM algorithm
CUBLAS_GEMM_ALGO0 to CUBLAS_GEMM_ALGO23	Explicitly choose an algorithm
CUBLAS_GEMM_DEFAULT_TENSOR_OP	Apply Heuristics to select the GEMM algorithm while allowing the use of Tensor Core operations if possible
CUBLAS_GEMM_ALGO0_TENSOR_OP to CUBLAS_GEMM_ALGO15_TENSOR_OP	Explicitly choose a GEMM algorithm allowing it to use Tensor Core operations if possible, otherwise falls back to <code>cusblas<t>gemmBatched</code> based on computeType

The possible error values returned by this function and their meanings are listed below.

Error Value	Meaning
CUBLAS_STATUS_SUCCESS	the operation completed successfully
CUBLAS_STATUS_NOT_INITIALIZED	the library was not initialized

Error Value	Meaning
CUBLAS_STATUS_ARCH_MISMATCH	<code>cublasGemmEx</code> is only supported for GPU with architecture capabilities equal or greater than 5.0
CUBLAS_STATUS_NOT_SUPPORTED	the combination of the parameters <code>Atype</code> , <code>Btype</code> and <code>Ctype</code> or the algorithm, <code>algo</code> is not supported
CUBLAS_STATUS_INVALID_VALUE	the parameters <code>m</code> , <code>n</code> , <code>k</code> < 0
CUBLAS_STATUS_EXECUTION_FAILED	the function failed to launch on the GPU

Also refer to: [sgemm](#).

For more information about the numerical behavior of some GEMM algorithms, refer to the "GEMM Algorithms Numerical Behavior" section.

2.8.13. `cublasGemmBatchedEx()`

```

cublasStatus_t cublasGemmBatchedEx(cublasHandle_t handle,
    cublasOperation_t transa,
    cublasOperation_t transb,
    int m,
    int n,
    int k,
    const void *alpha,
    const void *Aarray[],
    cudaDataType_t Atype,
    int lda,
    const void *Barray[],
    cudaDataType_t Btype,
    int ldb,
    const void *beta,
    void *Carray[],
    cudaDataType_t Ctype,
    int ldc,
    int batchSize,
    cublasComputeType_t computeType,
    cublasGemmAlgo_t algo)

#ifdef __cplusplus
cublasStatus_t cublasGemmBatchedEx(cublasHandle_t handle,
    cublasOperation_t transa,
    cublasOperation_t transb,
    int m,
    int n,
    int k,
    const void *alpha,
    const void *Aarray[],
    cudaDataType_t Atype,
    int lda,
    const void *Barray[],
    cudaDataType_t Btype,
    int ldb,
    const void *beta,
    void *Carray[],
    cudaDataType_t Ctype,
    int ldc,
    int batchSize,
    cudaDataType_t computeType,
    cublasGemmAlgo_t algo)
#endif

```

This function is an extension of `cublas<t>gemmBatched` that performs the matrix-matrix multiplication of a batch of matrices and allows the user to individually specify the data types for each of the A, B and C matrix arrays, the precision of computation and the GEMM algorithm to be run. Like `cublas<t>gemmBatched`, the batch is considered to be "uniform", i.e. all instances have the same dimensions (m, n, k), leading dimensions (lda, ldb, ldc) and transpositions (transa, transb) for their respective A, B and C matrices. The address of the input matrices and the output matrix of each instance of the batch are read from arrays of pointers passed to the function by the caller. Supported combinations of arguments are listed further down in this section.

Note: The second variant of `cublasGemmBatchedEx` function is provided for backward compatibility with C++ applications code, where the `computeType` parameter is of `cudaDataType` instead of `cublasComputeType_t`. C applications would still compile with the updated function signature.

$$C[i] = \alpha \text{op}(A[i]) \text{op}(B[i]) + \beta C[i], \text{ for } i \in [0, \text{batchCount} - 1]$$

where α and β are scalars, and A , B and C are arrays of pointers to matrices stored in column-major format with dimensions $\text{op}(A[i])\ m \times k$, $\text{op}(B[i])\ k \times n$ and $C[i]\ m \times n$, respectively. Also, for matrix A

$$\text{op}(A) = \begin{cases} A & \text{if transa} == \text{CUBLAS_OP_N} \\ A^T & \text{if transa} == \text{CUBLAS_OP_T} \\ A^H & \text{if transa} == \text{CUBLAS_OP_C} \end{cases}$$

and $\text{op}(B[i])$ is defined similarly for matrix $B[i]$.

Note: $C[i]$ matrices must not overlap, i.e. the individual gemm operations must be computable independently; otherwise, undefined behavior is expected.

On certain problem sizes, it might be advantageous to make multiple calls to `cublas<t>gemm` in different CUDA streams, rather than use this API.

Param.	Memory	In/out	Meaning
handle		input	handle to the cuBLAS library context.
transa		input	operation $\text{op}(A[i])$ that is non- or (conj.) transpose.
transb		input	operation $\text{op}(B[i])$ that is non- or (conj.) transpose.
m		input	number of rows of matrix $\text{op}(A[i])$ and $C[i]$.
n		input	number of columns of matrix $\text{op}(B[i])$ and $C[i]$.
k		input	number of columns of $\text{op}(A[i])$ and rows of $\text{op}(B[i])$.
alpha	host or device	input	scalar used for multiplication; of same type as <code>computeType</code> .
Aarray	device	input	array of pointers to <code><Atype></code> array, with each array of dim. <code>lda x k</code> with <code>lda >= max(1, m)</code> if <code>transa == CUBLAS_OP_N</code> and <code>lda x m</code> with <code>lda >= max(1, k)</code> otherwise. All pointers must meet certain alignment criteria. Please see below for details.

Param.	Memory	In/out	Meaning
Atype		input	enumerant specifying the datatype of <code>Aarray</code> .
lda		input	leading dimension of two-dimensional array used to store the matrix <code>A[i]</code> .
Barray	device	input	array of pointers to <Btype> array, with each array of dim. <code>ldb x n</code> with <code>ldb >= max(1, k)</code> if <code>transb == CUBLAS_OP_N</code> and <code>ldb x k</code> with <code>ldb >= max(1, n)</code> otherwise. All pointers must meet certain alignment criteria. Please see below for details.
Btype		input	enumerant specifying the datatype of <code>Barray</code> .
ldb		input	leading dimension of two-dimensional array used to store matrix <code>B[i]</code> .
beta	host or device	input	scalar used for multiplication; of same type as <code>computeType</code> . If <code>beta == 0</code> , <code>c[i]</code> does not have to be a valid input.
Carray	device	in/out	array of pointers to <Ctype> array. It has dimensions <code>ldc x n</code> with <code>ldc >= max(1, m)</code> . Matrices <code>C[i]</code> should not overlap; otherwise, undefined behavior is expected. All pointers must meet certain alignment criteria. Please see below for details.
Ctype		input	enumerant specifying the datatype of <code>Carray</code> .
ldc		input	leading dimension of a two-dimensional array used to store each matrix <code>C[i]</code> .
batchCount		input	number of pointers contained in <code>Aarray</code> , <code>Barray</code> and <code>Carray</code> .
computeType		input	enumerant specifying the computation type.
algo		input	enumerant specifying the algorithm.

If `Atype` is `CUDA_R_16F` or `CUDA_R_16BF`, or `computeType` is any of the **FAST** options, or when math mode or `algo` enable fast math modes, pointers (not the pointer arrays) placed in the GPU memory must be properly aligned to avoid misaligned memory access errors. Ideally all pointers are aligned to at least 16 Bytes. Otherwise it is recommended that they meet the following rule:

- ▶ if `k%8==0` then ensure `intptr_t(ptr) % 16 == 0`,
- ▶ if `k%2==0` then ensure `intptr_t(ptr) % 4 == 0`.

`cublasGemmBatchedEx` supports the following Compute Type, Atype/Btype, and Ctype:

Compute Type	Atype/Btype	Ctype
<code>CUBLAS_COMPUTE_16F</code> or <code>CUBLAS_COMPUTE_16F_PEDANTIC</code>	<code>CUDA_R_16F</code>	<code>CUDA_R_16F</code>

Compute Type	Atype/Btype	Ctype
CUBLAS_COMPUTE_32I or CUBLAS_COMPUTE_32I_PEDANTIC	CUDA_R_8I	CUDA_R_32I
CUBLAS_COMPUTE_32F or CUBLAS_COMPUTE_32F_PEDANTIC	CUDA_R_16BF	CUDA_R_16BF
	CUDA_R_16F	CUDA_R_16F
	CUDA_R_8I	CUDA_R_32F
	CUDA_R_16BF	CUDA_R_32F
	CUDA_R_16F	CUDA_R_32F
	CUDA_R_32F	CUDA_R_32F
	CUDA_C_8I	CUDA_C_32F
CUBLAS_COMPUTE_32F_FAST_16F or CUBLAS_COMPUTE_32F_FAST_16B or CUBLAS_COMPUTE_32F_FAST_TF3	CUDA_R_32F	CUDA_R_32F
	CUDA_C_32F	CUDA_C_32F
CUBLAS_COMPUTE_64F or CUBLAS_COMPUTE_64F_PEDANTIC	CUDA_R_64F	CUDA_R_64F
	CUDA_C_64F	CUDA_C_64F

cublasGemmBatchedEx routine is run for the algorithms in the following table. Note: for NVIDIA Ampere Architecture GPUs and beyond, i.e. SM version ≥ 80 , the algorithms below are equivalent to **CUBLAS_GEMM_DEFAULT** or **CUBLAS_GEMM_DEFAULT_TENSOR_OP** respectively.

CublasGemmAlgo_t	Meaning
CUBLAS_GEMM_DEFAULT	Apply Heuristics to select the GEMM algorithm
CUBLAS_GEMM_ALGO0 to CUBLAS_GEMM_ALGO23	Explicitly choose an algorithm
CUBLAS_GEMM_DEFAULT_TENSOR_OP	Apply Heuristics to select the GEMM algorithm while allowing the use of Tensor Core operations if possible
CUBLAS_GEMM_ALGO0_TENSOR_OP to CUBLAS_GEMM_ALGO15_TENSOR_OP	Explicitly choose a GEMM algorithm allowing it to use Tensor Core operations if possible, otherwise falls back to <code>cublas<t>gemmBatched</code> based on computeType

The possible error values returned by this function and their meanings are listed below.

Error Value	Meaning
CUBLAS_STATUS_SUCCESS	the operation completed successfully
CUBLAS_STATUS_NOT_INITIALIZED	the library was not initialized

Error Value	Meaning
CUBLAS_STATUS_ARCH_MISMATCH	<code>cusblasGemmBatchedEx</code> is only supported for GPU with architecture capabilities equal or greater than 5.0
CUBLAS_STATUS_NOT_SUPPORTED	the combination of the parameters <code>Atype</code> , <code>Btype</code> and <code>Ctype</code> or the algorithm, <code>algo</code> is not supported
CUBLAS_STATUS_INVALID_VALUE	the parameters <code>m</code> , <code>n</code> , <code>k</code> < 0
CUBLAS_STATUS_EXECUTION_FAILED	the function failed to launch on the GPU

Also refer to: [sgemm](#).

2.8.14. cublasGemmStridedBatchedEx()

```

cublasStatus_t cublasGemmStridedBatchedEx(cublasHandle_t handle,
                                          cublasOperation_t transa,
                                          cublasOperation_t transb,
                                          int m,
                                          int n,
                                          int k,
                                          const void *alpha,
                                          const void *A,
                                          cudaDataType_t Atype,
                                          int lda,
                                          long long int strideA,
                                          const void *B,
                                          cudaDataType_t Btype,
                                          int ldb,
                                          long long int strideB,
                                          const void *beta,
                                          void *C,
                                          cudaDataType_t Ctype,
                                          int ldc,
                                          long long int strideC,
                                          int batchSize,
                                          cublasComputeType_t computeType,
                                          cublasGemmAlgo_t algo)

#ifdef __cplusplus
cublasStatus_t cublasGemmStridedBatchedEx(cublasHandle_t handle,
                                          cublasOperation_t transa,
                                          cublasOperation_t transb,
                                          int m,
                                          int n,
                                          int k,
                                          const void *alpha,
                                          const void *A,
                                          cudaDataType_t Atype,
                                          int lda,
                                          long long int strideA,
                                          const void *B,
                                          cudaDataType_t Btype,
                                          int ldb,
                                          long long int strideB,
                                          const void *beta,
                                          void *C,
                                          cudaDataType_t Ctype,
                                          int ldc,
                                          long long int strideC,
                                          int batchSize,
                                          cudaDataType_t computeType,
                                          cublasGemmAlgo_t algo)
#endif

```

This function is an extension of `cublas<t>gemmStridedBatched` that performs the matrix-matrix multiplication of a batch of matrices and allows the user to individually specify the data types for each of the A, B and C matrices, the precision of computation and the GEMM algorithm to be run. Like `cublas<t>gemmStridedBatched`, the batch is considered to be "uniform", i.e. all instances have the same dimensions (m, n, k), leading dimensions (lda, ldb, ldc) and transpositions (transa, transb) for their respective A, B and C matrices. Input matrices A, B and output matrix C for each instance of the batch are located at fixed address offsets from their locations in the previous instance. Pointers to A, B and C matrices for the first instance are passed to the function by the

user along with the address offsets - `strideA`, `strideB` and `strideC` that determine the locations of input and output matrices in future instances.

Note: The second variant of `cublasGemmStridedBatchedEx` function is provided for backward compatibility with C++ applications code, where the `computeType` parameter is of `cudaDataType_` instead of `cublasComputeType_t`. C applications would still compile with the updated function signature.

$$C + i * \text{strideC} = \alpha \text{op}(A + i * \text{strideA}) \text{op}(B + i * \text{strideB}) + \beta (C + i * \text{strideC}), \text{ for } i \in [0, \text{batchCount} - 1]$$

where α and β are scalars, and A , B and C are arrays of pointers to matrices stored in column-major format with dimensions $\text{op}(A[i]) m \times k$, $\text{op}(B[i]) k \times n$ and $C[i] m \times n$, respectively. Also, for matrix A

$$\text{op}(A) = \begin{cases} A & \text{if transa} == \text{CUBLAS_OP_N} \\ A^T & \text{if transa} == \text{CUBLAS_OP_T} \\ A^H & \text{if transa} == \text{CUBLAS_OP_C} \end{cases}$$

and $\text{op}(B[i])$ is defined similarly for matrix $B[i]$.

Note: $C[i]$ matrices must not overlap, i.e. the individual gemm operations must be computable independently; otherwise, undefined behavior is expected.

On certain problem sizes, it might be advantageous to make multiple calls to `cublas<t>gemm` in different CUDA streams, rather than use this API.

Note: In the table below, we use $\mathbf{A}[i]$, $\mathbf{B}[i]$, $\mathbf{C}[i]$ as notation for A , B and C matrices in the i th instance of the batch, implicitly assuming they are respectively address offsets `strideA`, `strideB`, `strideC` away from $\mathbf{A}[i-1]$, $\mathbf{B}[i-1]$, $\mathbf{C}[i-1]$.

Param.	Memory	In/out	Meaning
handle		input	handle to the cuBLAS library context.
transa		input	operation $\text{op}(\mathbf{A}[i])$ that is non- or (conj.) transpose.
transb		input	operation $\text{op}(\mathbf{B}[i])$ that is non- or (conj.) transpose.
m		input	number of rows of matrix $\text{op}(\mathbf{A}[i])$ and $\mathbf{C}[i]$.
n		input	number of columns of matrix $\text{op}(\mathbf{B}[i])$ and $\mathbf{C}[i]$.
k		input	number of columns of $\text{op}(\mathbf{A}[i])$ and rows of $\text{op}(\mathbf{B}[i])$.
alpha	host or device	input	scalar used for multiplication; of same type as <code>computeType</code> .
A	device	input	pointer to <code><Atype></code> matrix, A , corresponds to the first instance of the batch, with dimensions <code>lda x k</code> with <code>lda >= max(1, m)</code> if <code>transa == CUBLAS_OP_N</code> and <code>lda x m</code> with <code>lda >= max(1, k)</code> otherwise.
Atype		input	enumerant specifying the datatype of A .
lda		input	leading dimension of two-dimensional array used to store the matrix $\mathbf{A}[i]$.

Param.	Memory	In/out	Meaning
strideA		input	value of type long long int that gives the address offset between $A[i]$ and $A[i+1]$.
B	device	input	pointer to <Btype> matrix, B, corresponds to the first instance of the batch, with dimensions $ldb \times n$ with $ldb \geq \max(1, k)$ if <code>transb == CUBLAS_OP_N</code> and $ldb \times k$ with $ldb \geq \max(1, n)$ otherwise.
Btype		input	enumerant specifying the datatype of B.
ldb		input	leading dimension of two-dimensional array used to store matrix $B[i]$.
strideB		input	value of type long long int that gives the address offset between $B[i]$ and $B[i+1]$.
beta	host or device	input	scalar used for multiplication; of same type as computeType. If <code>beta==0</code> , $C[i]$ does not have to be a valid input.
Carray	device	in/out	pointer to <Ctype> matrix, C, corresponds to the first instance of the batch, with dimensions $ldc \times n$ with $ldc \geq \max(1, m)$. Matrices $C[i]$ should not overlap; otherwise, undefined behavior is expected.
Ctype		input	enumerant specifying the datatype of c.
ldc		input	leading dimension of a two-dimensional array used to store each matrix $C[i]$.
strideC		input	value of type long long int that gives the address offset between $C[i]$ and $C[i+1]$.
batchCount		input	number of GEMMs to perform in the batch.
computeType		input	enumerant specifying the computation type.
algo		input	enumerant specifying the algorithm.

`cusblasGemmStridedBatchedEx` supports the following Compute Type, Atype/Btype, and Ctype:

Compute Type	Atype/Btype	Ctype
<code>CUBLAS_COMPUTE_16F</code> or <code>CUBLAS_COMPUTE_16F_PEDANTIC</code>	<code>CUDA_R_16F</code>	<code>CUDA_R_16F</code>
<code>CUBLAS_COMPUTE_32I</code> or <code>CUBLAS_COMPUTE_32I_PEDANTIC</code>	<code>CUDA_R_8I</code>	<code>CUDA_R_32I</code>
<code>CUBLAS_COMPUTE_32F</code> or <code>CUBLAS_COMPUTE_32F_PEDANTIC</code>	<code>CUDA_R_16BF</code>	<code>CUDA_R_16BF</code>
	<code>CUDA_R_16F</code>	<code>CUDA_R_16F</code>
	<code>CUDA_R_8I</code>	<code>CUDA_R_32F</code>
	<code>CUDA_R_16BF</code>	<code>CUDA_R_32F</code>

Compute Type	Atype/Btype	Ctype
	CUDA_R_16F	CUDA_R_32F
	CUDA_R_32F	CUDA_R_32F
	CUDA_C_8I	CUDA_C_32F
	CUDA_C_32F	CUDA_C_32F
CUBLAS_COMPUTE_32F_FAST_16F or CUBLAS_COMPUTE_32F_FAST_16B or CUBLAS_COMPUTE_32F_FAST_TF3	CUDA_R_32F	CUDA_R_32F
	CUDA_C_32F	CUDA_C_32F
CUBLAS_COMPUTE_64F or CUBLAS_COMPUTE_64F_PEDANTIC	CUDA_R_64F	CUDA_R_64F
	CUDA_C_64F	CUDA_C_64F

`cublasGemmStridedBatchedEx` routine is run for the algorithms in the following table. Note: for NVIDIA Ampere Architecture GPUs and beyond, i.e. SM version ≥ 80 , the algorithms below are equivalent to `CUBLAS_GEMM_DEFAULT` or `CUBLAS_GEMM_DEFAULT_TENSOR_OP` respectively.

CublasGemmAlgo_t	Meaning
CUBLAS_GEMM_DEFAULT	Apply Heuristics to select the GEMM algorithm
CUBLAS_GEMM_ALGO0 to CUBLAS_GEMM_ALGO23	Explicitly choose an algorithm
CUBLAS_GEMM_DEFAULT_TENSOR_OP	Apply Heuristics to select the GEMM algorithm while allowing the use of Tensor Core operations if possible
CUBLAS_GEMM_ALGO0_TENSOR_OP to CUBLAS_GEMM_ALGO15_TENSOR_OP	Explicitly choose a GEMM algorithm allowing it to use Tensor Core operations if possible, otherwise falls back to <code>cublas<t>gemmBatched</code> based on <code>computeType</code>

The possible error values returned by this function and their meanings are listed below.

Error Value	Meaning
CUBLAS_STATUS_SUCCESS	the operation completed successfully
CUBLAS_STATUS_NOT_INITIALIZED	the library was not initialized
CUBLAS_STATUS_ARCH_MISMATCH	<code>cublasGemmBatchedEx</code> is only supported for GPU with architecture capabilities equal or greater than 5.0
CUBLAS_STATUS_NOT_SUPPORTED	the combination of the parameters <code>Atype</code> , <code>Btype</code> and <code>Ctype</code> or the algorithm, <code>algo</code> is not supported
CUBLAS_STATUS_INVALID_VALUE	the parameters <code>m, n, k < 0</code>

Error Value	Meaning
CUBLAS_STATUS_EXECUTION_FAILED	the function failed to launch on the GPU

Also refer to: `sgemm`.

2.8.15. cublasCsyrrkEx()

```
cublasStatus_t cublasCsyrrkEx(cublasHandle_t handle,
                              cublasFillMode_t uplo,
                              cublasOperation_t trans,
                              int n,
                              int k,
                              const float      *alpha,
                              const void        *A,
                              cudaDataType      Atype,
                              int lda,
                              const float      *beta,
                              cuComplex        *C,
                              cudaDataType      Ctype,
                              int ldc)
```

This function is an extension of `cublasCsyrrk` where the input matrix and output matrix can have a lower precision but the computation is still done in the type `cuComplex`

This function performs the symmetric rank- k update

$$C = \alpha \text{op}(A)\text{op}(A)^T + \beta C$$

where α and β are scalars, C is a symmetric matrix stored in lower or upper mode, and A is a matrix with dimensions $\text{op}(A) n \times k$. Also, for matrix A

$$\text{op}(A) = \begin{cases} A & \text{if transa} == \text{CUBLAS_OP_N} \\ A^T & \text{if transa} == \text{CUBLAS_OP_T} \end{cases}$$



This routine is only supported on GPUs with architecture capabilities equal or greater than 5.0

Param.	Memory	In/out	Meaning
handle		input	handle to the cuBLAS library context.
uplo		input	indicates if matrix c lower or upper part is stored, the other symmetric part is not referenced and is inferred from the stored elements.
trans		input	operation $\text{op}(A)$ that is non- or transpose.
n		input	number of rows of matrix $\text{op}(A)$ and c .
k		input	number of columns of matrix $\text{op}(A)$.
alpha	host or device	input	<type> scalar used for multiplication.
A	device	input	<type> array of dimension $\text{lda} \times k$ with $\text{lda} \geq \max(1, n)$ if $\text{trans} == \text{CUBLAS_OP_N}$ and $\text{lda} \times n$ with $\text{lda} \geq \max(1, k)$ otherwise.

Param.	Memory	In/out	Meaning
Atype		input	enumerant specifying the datatype of matrix a .
lda		input	leading dimension of two-dimensional array used to store matrix A .
beta	host or device	input	<type> scalar used for multiplication, if beta ==0 then c does not have to be a valid input.
C	device	in/out	<type> array of dimension ldc \times n , with ldc \geq max(1, n) .
Ctype		input	enumerant specifying the datatype of matrix c .
ldc		input	leading dimension of two-dimensional array used to store matrix c .

The matrix types combinations supported for **cusblasCsyrrkEx** are listed below :

A	C
CUDA_C_8I	CUDA_C_32F
CUDA_C_32F	CUDA_C_32F

The possible error values returned by this function and their meanings are listed below.

Error Value	Meaning
CUBLAS_STATUS_SUCCESS	the operation completed successfully
CUBLAS_STATUS_NOT_INITIALIZED	the library was not initialized
CUBLAS_STATUS_INVALID_VALUE	the parameters n , k <0
CUBLAS_STATUS_NOT_SUPPORTED	the combination of the parameters Atype and Ctype is not supported
CUBLAS_STATUS_ARCH_MISMATCH	the device has a compute capabilities lower than 5.0
CUBLAS_STATUS_EXECUTION_FAILED	the function failed to launch on the GPU

For references please refer to:

[ssyrk](#), [dsyrk](#), [csyrk](#), [zsyrk](#)

2.8.16. cublasCsyrrk3mEx()

```

cublasStatus_t cublasCsyrrk3mEx(cublasHandle_t handle,
                                cublasFillMode_t uplo,
                                cublasOperation_t trans,
                                int n,
                                int k,
                                const float *alpha,
                                const void *A,
                                cudaDataType Atype,
                                int lda,
                                const float *beta,
                                cuComplex *C,
                                cudaDataType Ctype,
                                int ldc)

```

This function is an extension of **cublasCsyrrk** where the input matrix and output matrix can have a lower precision but the computation is still done in the type **cuComplex**. This routine is implemented using the Gauss complexity reduction algorithm which can lead to an increase in performance up to 25%

This function performs the symmetric rank- k update

$$C = \alpha \text{op}(A)\text{op}(A)^T + \beta C$$

where α and β are scalars, C is a symmetric matrix stored in lower or upper mode, and A is a matrix with dimensions $\text{op}(A) \ n \times k$. Also, for matrix A

$$\text{op}(A) = \begin{cases} A & \text{if transa} == \text{CUBLAS_OP_N} \\ A^T & \text{if transa} == \text{CUBLAS_OP_T} \end{cases}$$



This routine is only supported on GPUs with architecture capabilities equal or greater than 5.0

Param.	Memory	In/out	Meaning
handle		input	handle to the cuBLAS library context.
uplo		input	indicates if matrix c lower or upper part is stored, the other symmetric part is not referenced and is inferred from the stored elements.
trans		input	operation $\text{op}(A)$ that is non- or transpose.
n		input	number of rows of matrix $\text{op}(A)$ and c.
k		input	number of columns of matrix $\text{op}(A)$.
alpha	host or device	input	<type> scalar used for multiplication.
A	device	input	<type> array of dimension $\text{lda} \times k$ with $\text{lda} \geq \max(1, n)$ if $\text{trans} == \text{CUBLAS_OP_N}$ and $\text{lda} \times n$ with $\text{lda} \geq \max(1, k)$ otherwise.
Atype		input	enumerant specifying the datatype of matrix A .

Param.	Memory	In/out	Meaning
lda		input	leading dimension of two-dimensional array used to store matrix A.
beta	host or device	input	<type> scalar used for multiplication, if <code>beta==0</code> then <code>c</code> does not have to be a valid input.
C	device	in/out	<type> array of dimension <code>ldc x n</code> , with <code>ldc>=max(1,n)</code> .
Ctype		input	enumerant specifying the datatype of matrix <code>c</code> .
ldc		input	leading dimension of two-dimensional array used to store matrix <code>c</code> .

The matrix types combinations supported for `cublasCsyrrk3mEx` are listed below :

A	C
CUDA_C_8I	CUDA_C_32F
CUDA_C_32F	CUDA_C_32F

The possible error values returned by this function and their meanings are listed below.

Error Value	Meaning
CUBLAS_STATUS_SUCCESS	the operation completed successfully
CUBLAS_STATUS_NOT_INITIALIZED	the library was not initialized
CUBLAS_STATUS_INVALID_VALUE	the parameters <code>n, k < 0</code>
CUBLAS_STATUS_NOT_SUPPORTED	the combination of the parameters <code>Atype</code> and <code>Ctype</code> is not supported
CUBLAS_STATUS_ARCH_MISMATCH	the device has a compute capabilities lower than 5.0
CUBLAS_STATUS_EXECUTION_FAILED	the function failed to launch on the GPU

For references please refer to:

[ssyrk](#), [dsyrk](#), [csyrk](#), [zsyrk](#)

2.8.17. cublasCherkEx()

```

cublasStatus_t cublasCherkEx(cublasHandle_t handle,
                             cublasFillMode_t uplo,
                             cublasOperation_t trans,
                             int n,
                             int k,
                             const float *alpha,
                             const void *A,
                             cudaDataType Atype,
                             int lda,
                             const float *beta,
                             cuComplex *C,
                             cudaDataType Ctype,
                             int ldc)

```

This function is an extension of `cublasCherk` where the input matrix and output matrix can have a lower precision but the computation is still done in the type `cuComplex`

This function performs the Hermitian rank- k update

$$C = \alpha \text{op}(A) \text{op}(A)^H + \beta C$$

where α and β are scalars, C is a Hermitian matrix stored in lower or upper mode, and A is a matrix with dimensions $\text{op}(A) n \times k$. Also, for matrix A

$$\text{op}(A) = \begin{cases} A & \text{if transa} == \text{CUBLAS_OP_N} \\ A^H & \text{if transa} == \text{CUBLAS_OP_C} \end{cases}$$



This routine is only supported on GPUs with architecture capabilities equal or greater than 5.0

Param.	Memory	In/out	Meaning
handle		input	handle to the cuBLAS library context.
uplo		input	indicates if matrix \mathbf{A} lower or upper part is stored, the other Hermitian part is not referenced and is inferred from the stored elements.
trans		input	operation $\text{op}(\mathbf{A})$ that is non- or (conj.) transpose.
n		input	number of rows of matrix $\text{op}(\mathbf{A})$ and \mathbf{c} .
k		input	number of columns of matrix $\text{op}(\mathbf{A})$.
alpha	host or device	input	<type> scalar used for multiplication.
A	device	input	<type> array of dimension $lda \times k$ with $lda \geq \max(1, n)$ if <code>transa == CUBLAS_OP_N</code> and $lda \times n$ with $lda \geq \max(1, k)$ otherwise.
Atype		input	enumerant specifying the datatype of matrix \mathbf{A} .
lda		input	leading dimension of two-dimensional array used to store matrix \mathbf{A} .
beta		input	<type> scalar used for multiplication, if <code>beta==0</code> then \mathbf{c} does not have to be a valid input.
C	device	in/out	<type> array of dimension $ldc \times n$, with $ldc \geq \max(1, n)$. The imaginary parts of the diagonal elements are assumed and set to zero.
Ctype		input	enumerant specifying the datatype of matrix \mathbf{c} .
ldc		input	leading dimension of two-dimensional array used to store matrix \mathbf{c} .

The matrix types combinations supported for `cublasCherkEx` are listed below :

A	C
CUDA_C_8I	CUDA_C_32F

A	C
CUDA_C_32F	CUDA_C_32F

The possible error values returned by this function and their meanings are listed below.

Error Value	Meaning
CUBLAS_STATUS_SUCCESS	the operation completed successfully
CUBLAS_STATUS_NOT_INITIALIZED	the library was not initialized
CUBLAS_STATUS_INVALID_VALUE	the parameters $n, k < 0$
CUBLAS_STATUS_NOT_SUPPORTED	the combination of the parameters Atype and Ctype is not supported
CUBLAS_STATUS_ARCH_MISMATCH	the device has a compute capabilities lower than 5.0
CUBLAS_STATUS_EXECUTION_FAILED	the function failed to launch on the GPU

For references please refer to:

[cherk](#)

2.8.18. cublasCherk3mEx()

```
cublasStatus_t cublasCherk3mEx(cublasHandle_t handle,
                               cublasFillMode_t uplo,
                               cublasOperation_t trans,
                               int n,
                               int k,
                               const float *alpha,
                               const void *A,
                               cudaDataType Atype,
                               int lda,
                               const float *beta,
                               cuComplex *C,
                               cudaDataType Ctype,
                               int ldc)
```


This function is an extension of **cublasCherk** where the input matrix and output matrix can have a lower precision but the computation is still done in the type **cuComplex**. This routine is implemented using the Gauss complexity reduction algorithm which can lead to an increase in performance up to 25%

This function performs the Hermitian rank- k update

$$C = \alpha \text{op}(A)\text{op}(A)^H + \beta C$$

where α and β are scalars, C is a Hermitian matrix stored in lower or upper mode, and A is a matrix with dimensions $\text{op}(A) n \times k$. Also, for matrix A

$$\text{op}(A) = \begin{cases} A & \text{if transa} == \text{CUBLAS_OP_N} \\ A^H & \text{if transa} == \text{CUBLAS_OP_C} \end{cases}$$

 This routine is only supported on GPUs with architecture capabilities equal or greater than 5.0

Param.	Memory	In/out	Meaning
handle		input	handle to the cuBLAS library context.
uplo		input	indicates if matrix A lower or upper part is stored, the other Hermitian part is not referenced and is inferred from the stored elements.
trans		input	operation $\text{op}(\mathbf{A})$ that is non- or (conj.) transpose.
n		input	number of rows of matrix $\text{op}(\mathbf{A})$ and c .
k		input	number of columns of matrix $\text{op}(\mathbf{A})$.
alpha	host or device	input	<type> scalar used for multiplication.
A	device	input	<type> array of dimension $\text{lda} \times k$ with $\text{lda} \geq \max(1, n)$ if $\text{transa} == \text{CUBLAS_OP_N}$ and $\text{lda} \times n$ with $\text{lda} \geq \max(1, k)$ otherwise.
Atype		input	enumerant specifying the datatype of matrix A .
lda		input	leading dimension of two-dimensional array used to store matrix A .
beta		input	<type> scalar used for multiplication, if $\text{beta} == 0$ then c does not have to be a valid input.
C	device	in/out	<type> array of dimension $\text{ldc} \times n$, with $\text{ldc} \geq \max(1, n)$. The imaginary parts of the diagonal elements are assumed and set to zero.
Ctype		input	enumerant specifying the datatype of matrix c .
ldc		input	leading dimension of two-dimensional array used to store matrix c .

The matrix types combinations supported for **cusblasCherk3mEx** are listed below :

A	C
CUDA_C_8I	CUDA_C_32F
CUDA_C_32F	CUDA_C_32F

The possible error values returned by this function and their meanings are listed below.

Error Value	Meaning
CUBLAS_STATUS_SUCCESS	the operation completed successfully
CUBLAS_STATUS_NOT_INITIALIZED	the library was not initialized

Error Value	Meaning
CUBLAS_STATUS_INVALID_VALUE	the parameters $n, k < 0$
CUBLAS_STATUS_NOT_SUPPORTED	the combination of the parameters <code>Atype</code> and <code>Ctype</code> is not supported
CUBLAS_STATUS_ARCH_MISMATCH	the device has a compute capabilities lower than 5.0
CUBLAS_STATUS_EXECUTION_FAILED	the function failed to launch on the GPU

For references please refer to:

[cherk](#)

2.8.19. cublasNrm2Ex()

```
cublasStatus_t cublasNrm2Ex( cublasHandle_t handle,
                             int n,
                             const void *x,
                             cudaDataType xType,
                             int incx,
                             void *result,
                             cudaDataType resultType,
                             cudaDataType executionType)
```

This function is an API generalization of the routine `cublas<t>nrm2` where input data, output data and compute type can be specified independently.

This function computes the Euclidean norm of the vector \mathbf{x} . The code uses a multiphase model of accumulation to avoid intermediate underflow and overflow, with the result being equivalent to $\sqrt{\sum_{j=1}^n (\mathbf{x}[j] \times \mathbf{x}[j])}$ where $j = 1 + (i - 1) * \text{incx}$ in exact arithmetic. Notice that the last equation reflects 1-based indexing used for compatibility with Fortran.

Param.	Memory	In/out	Meaning
handle		input	handle to the cuBLAS library context.
n		input	number of elements in the vector \mathbf{x} .
x	device	input	<type> vector with n elements.
xType		input	enumerant specifying the datatype of vector \mathbf{x} .
incx		input	stride between consecutive elements of \mathbf{x} .
result	host or device	output	the resulting norm, which is 0.0 if $n, \text{incx} \leq 0$.
resultType		input	enumerant specifying the datatype of the <code>result</code> .
executionType		input	enumerant specifying the datatype in which the computation is executed.

The datatypes combinations currently supported for `cublasNrm2Ex` are listed below :

x	result	execution
CUDA_R_16F	CUDA_R_16F	CUDA_R_32F
CUDA_R_32F	CUDA_R_32F	CUDA_R_32F
CUDA_R_64F	CUDA_R_64F	CUDA_R_64F
CUDA_C_32F	CUDA_C_32F	CUDA_C_32F
CUDA_C_64F	CUDA_C_64F	CUDA_C_64F

The possible error values returned by this function and their meanings are listed below.

Error Value	Meaning
CUBLAS_STATUS_SUCCESS	the operation completed successfully
CUBLAS_STATUS_NOT_INITIALIZED	the library was not initialized
CUBLAS_STATUS_ALLOC_FAILED	the reduction buffer could not be allocated
CUBLAS_STATUS_NOT_SUPPORTED	the combination of the parameters <code>xType</code> , <code>resultType</code> and <code>executionType</code> is not supported
CUBLAS_STATUS_EXECUTION_FAILED	the function failed to launch on the GPU

For references please refer to:

snrm2, snrm2, dnrn2, dnrn2, scnrm2, scnrm2, dznrm2

2.8.20. cublasAxpEx()

```
cublasStatus_t cublasAxpEx (cublasHandle_t handle,
                             int n,
                             const void *alpha,
                             cudaDataType alphaType,
                             const void *x,
                             cudaDataType xType,
                             int incx,
                             void *y,
                             cudaDataType yType,
                             int incy,
                             cudaDataType executiontype);
```

This function is an API generalization of the routine `cublas<t>axpy` where input data, output data and compute type can be specified independently.

This function multiplies the vector \mathbf{x} by the scalar α and adds it to the vector \mathbf{y} overwriting the latest vector with the result. Hence, the performed operation is $\mathbf{y}[j] = \alpha \times \mathbf{x}[k] + \mathbf{y}[j]$ for $i = 1, \dots, n$, $k = 1 + (i - 1) * \text{incx}$ and $j = 1 + (i - 1) * \text{incy}$. Notice that the last two equations reflect 1-based indexing used for compatibility with Fortran.

Param.	Memory	In/out	Meaning
handle		input	handle to the cuBLAS library context.
alpha	host or device	input	<type> scalar used for multiplication.

Param.	Memory	In/out	Meaning
n		input	number of elements in the vector \mathbf{x} and \mathbf{y} .
x	device	input	<type> vector with n elements.
xType		input	enumerant specifying the datatype of vector \mathbf{x} .
incx		input	stride between consecutive elements of \mathbf{x} .
y	device	in/out	<type> vector with n elements.
yType		input	enumerant specifying the datatype of vector \mathbf{y} .
incy		input	stride between consecutive elements of \mathbf{y} .
executionTy		input	enumerant specifying the datatype in which the computation is executed.

The datatypes combinations currently supported for `cublasAxpvEx` are listed below :

x	y	execution
CUDA_R_16F	CUDA_R_16F	CUDA_R_32F
CUDA_R_32F	CUDA_R_32F	CUDA_R_32F
CUDA_R_64F	CUDA_R_64F	CUDA_R_64F
CUDA_C_32F	CUDA_C_32F	CUDA_C_32F
CUDA_C_64F	CUDA_C_64F	CUDA_C_64F

The possible error values returned by this function and their meanings are listed below.

Error Value	Meaning
CUBLAS_STATUS_SUCCESS	the operation completed successfully
CUBLAS_STATUS_NOT_INITIALIZED	the library was not initialized
CUBLAS_STATUS_NOT_SUPPORTED	the combination of the parameters <code>xType</code> , <code>yType</code> , and <code>executionType</code> is not supported
CUBLAS_STATUS_EXECUTION_FAILED	the function failed to launch on the GPU

For references please refer to:

[saxpy](#), [daxpy](#), [caxpy](#), [zaxpy](#)

2.8.21. cublasDotEx()

```

cublasStatus_t cublasDotEx (cublasHandle_t handle,
                            int n,
                            const void *x,
                            cudaDataType xType,
                            int incx,
                            const void *y,
                            cudaDataType yType,
                            int incy,
                            void *result,
                            cudaDataType resultType,
                            cudaDataType executionType);

cublasStatus_t cublasDotcEx (cublasHandle_t handle,
                             int n,
                             const void *x,
                             cudaDataType xType,
                             int incx,
                             const void *y,
                             cudaDataType yType,
                             int incy,
                             void *result,
                             cudaDataType resultType,
                             cudaDataType executionType);

```

These functions are an API generalization of the routines `cublas<t>dot` and `cublas<t>dotc` where input data, output data and compute type can be specified independently. Note: `cublas<t>dotc` is dot product conjugated, `cublas<t>dotu` is dot product unconjugated.

This function computes the dot product of vectors \mathbf{x} and \mathbf{y} . Hence, the result is

$\sum_{i=1}^n (\mathbf{x}[k] \times \mathbf{y}[j])$ where $k = 1 + (i - 1) * \text{incx}$ and $j = 1 + (i - 1) * \text{incy}$. Notice that in the first equation the conjugate of the element of vector should be used if the function name ends in character 'c' and that the last two equations reflect 1-based indexing used for compatibility with Fortran.

Param.	Memory	In/out	Meaning
handle		input	handle to the cuBLAS library context.
n		input	number of elements in the vectors \mathbf{x} and \mathbf{y} .
x	device	input	<type> vector with n elements.
xType		input	enumerant specifying the datatype of vector \mathbf{x} .
incx		input	stride between consecutive elements of \mathbf{x} .
y	device	input	<type> vector with n elements.
yType		input	enumerant specifying the datatype of vector \mathbf{y} .
incy		input	stride between consecutive elements of \mathbf{y} .
result	host or device	output	the resulting dot product, which is 0.0 if $n \leq 0$.
resultType		input	enumerant specifying the datatype of the <code>result</code> .

Param.	Memory	In/out	Meaning
executionType		input	enumerant specifying the datatype in which the computation is executed.

The datatypes combinations currently supported for `cublasDotEx` and `cublasDotcEx` are listed below :

x	y	result	execution
CUDA_R_16F	CUDA_R_16F	CUDA_R_16F	CUDA_R_32F
CUDA_R_32F	CUDA_R_32F	CUDA_R_32F	CUDA_R_32F
CUDA_R_64F	CUDA_R_64F	CUDA_R_64F	CUDA_R_64F
CUDA_C_32F	CUDA_C_32F	CUDA_C_32F	CUDA_C_32F
CUDA_C_64F	CUDA_C_64F	CUDA_C_64F	CUDA_C_64F

The possible error values returned by this function and their meanings are listed below.

Error Value	Meaning
CUBLAS_STATUS_SUCCESS	the operation completed successfully
CUBLAS_STATUS_NOT_INITIALIZED	the library was not initialized
CUBLAS_STATUS_ALLOC_FAILED	the reduction buffer could not be allocated
CUBLAS_STATUS_NOT_SUPPORTED	the combination of the parameters <code>xType</code> , <code>yType</code> , <code>resultType</code> and <code>executionType</code> is not supported
CUBLAS_STATUS_EXECUTION_FAILED	the function failed to launch on the GPU

For references please refer to:

[sdot](#), [ddot](#), [cdotu](#), [cdotc](#), [zdotu](#), [zdotc](#)

2.8.22. cublasRotEx()

```
cublasStatus_t cublasRotEx(cublasHandle_t handle,
    int n,
    void *x,
    cudaDataType xType,
    int incx,
    void *y,
    cudaDataType yType,
    int incy,
    const void *c, /* host or device pointer */
    const void *s,
    cudaDataType csType,
    cudaDataType executionType);
```

This function is an extension to the routine `cublas<t>rot` where input data, output data, cosine/sine type, and compute type can be specified independently.

This function applies Givens rotation matrix (i.e., rotation in the x,y plane counter-clockwise by angle defined by $\cos(\alpha)=c$, $\sin(\alpha)=s$):

$$G = \begin{pmatrix} c & s \\ -s & c \end{pmatrix}$$

to vectors \mathbf{x} and \mathbf{y} .

Hence, the result is $\mathbf{x}[k] = c \times \mathbf{x}[k] + s \times \mathbf{y}[j]$ and $\mathbf{y}[j] = -s \times \mathbf{x}[k] + c \times \mathbf{y}[j]$ where $k = 1 + (i - 1) * \text{incx}$ and $j = 1 + (i - 1) * \text{incy}$. Notice that the last two equations reflect 1-based indexing used for compatibility with Fortran.

Param.	Memory	In/out	Meaning
handle		input	handle to the cuBLAS library context.
n		input	number of elements in the vectors \mathbf{x} and \mathbf{y} .
x	device	in/out	<type> vector with n elements.
xType		input	enumerant specifying the datatype of vector \mathbf{x} .
incx		input	stride between consecutive elements of \mathbf{x} .
y	device	in/out	<type> vector with n elements.
yType		input	enumerant specifying the datatype of vector \mathbf{y} .
incy		input	stride between consecutive elements of \mathbf{y} .
c	host or device	input	cosine element of the rotation matrix.
s	host or device	input	sine element of the rotation matrix.
csType		input	enumerant specifying the datatype of c and s .
executionTy		input	enumerant specifying the datatype in which the computation is executed.

The datatypes combinations currently supported for **cublasRotEx** are listed below :

executionType	xType / yType	csType
CUDA_R_32F	CUDA_R_16BF	CUDA_R_16BF
	CUDA_R_16F	CUDA_R_16F
	CUDA_R_32F	CUDA_R_32F
CUDA_R_64F	CUDA_R_64F	CUDA_R_64F
CUDA_C_32F	CUDA_C_32F	CUDA_R_32F
	CUDA_C_32F	CUDA_C_32F
CUDA_C_64F	CUDA_C_64F	CUDA_R_64F
	CUDA_C_64F	CUDA_C_64F

The possible error values returned by this function and their meanings are listed below.

Error Value	Meaning
CUBLAS_STATUS_SUCCESS	the operation completed successfully
CUBLAS_STATUS_NOT_INITIALIZED	the library was not initialized

Error Value	Meaning
CUBLAS_STATUS_ARCH_MISMATCH	the device does not support double-precision
CUBLAS_STATUS_EXECUTION_FAILED	the function failed to launch on the GPU

For references please refer to:

[srot](#), [drot](#), [crot](#), [csrot](#), [zrot](#), [zdrot](#)

2.8.23. cublasScalEx()

```
cublasStatus_t cublasScalEx(cublasHandle_t handle,
                             int n,
                             const void *alpha,
                             cudaDataType alphaType,
                             void *x,
                             cudaDataType xType,
                             int incx,
                             cudaDataType executionType);
```

This function scales the vector \mathbf{x} by the scalar α and overwrites it with the result. Hence, the performed operation is $\mathbf{x}[j] = \alpha \times \mathbf{x}[j]$ for $i = 1, \dots, n$ and $j = 1 + (i - 1) * \text{incx}$. Notice that the last two equations reflect 1-based indexing used for compatibility with Fortran.

Param.	Memory	In/out	Meaning
handle		input	handle to the cuBLAS library context.
alpha	host or device	input	<type> scalar used for multiplication.
n		input	number of elements in the vector \mathbf{x} .
x	device	in/out	<type> vector with n elements.
xType		input	enumerant specifying the datatype of vector \mathbf{x} .
incx		input	stride between consecutive elements of \mathbf{x} .
executionTy		input	enumerant specifying the datatype in which the computation is executed.

The datatypes combinations currently supported for **cublasScalEx** are listed below :

x	execution
CUDA_R_16F	CUDA_R_32F
CUDA_R_32F	CUDA_R_32F
CUDA_R_64F	CUDA_R_64F
CUDA_C_32F	CUDA_C_32F
CUDA_C_64F	CUDA_C_64F

The possible error values returned by this function and their meanings are listed below.

Error Value	Meaning
CUBLAS_STATUS_SUCCESS	the operation completed successfully
CUBLAS_STATUS_NOT_INITIALIZED	the library was not initialized
CUBLAS_STATUS_NOT_SUPPORTED	the combination of the parameters <code>xType</code> and <code>executionType</code> is not supported
CUBLAS_STATUS_EXECUTION_FAILED	the function failed to launch on the GPU

For references please refer to:

[sscal](#), [dscal](#), [csscal](#), [cscal](#), [zdscal](#), [zscal](#)

Chapter 3.

USING THE CUBLASLT API

3.1. General Description

The cuBLASLt is a new lightweight library dedicated to General Matrix-to-matrix Multiply (GEMM) operations with a new flexible API. This new library adds flexibility in matrix data layouts, input types, compute types, and also in choosing the algorithmic implementations and heuristics through parameter programmability.

Once a set of options for the intended GEMM operation are identified by the user, these options can be used repeatedly for different inputs. This is analogous to how cuFFT and FFTW first create a plan and reuse for same size and type FFTs with different input data.

3.2. cuBLASLt Code Examples

Please visit <https://github.com/NVIDIA/CUDALibrarySamples/tree/master/cuBLASLt> for updated code examples.

3.3. cuBLASLt Datatypes Reference

3.3.1. cublasLt3mMode_t

`cublasLt3mMode_t` is an enumerated type used for computation with complex matrices. This enumerated type can be used to apply the Gaussian complexity reduction algorithm.

Value	Description
CUBLASLT_3M_MODE_DISALLOWED	Gaussian complexity reduction algorithm is not applied to the matrix-matrix computation.
CUBLASLT_3M_MODE_ALLOWED	Gaussian complexity reduction algorithm can be applied to the matrix-matrix computation.

3.3.2. cublasLtEpilogue_t

The `cublasLtEpilogue_t` is an enum type to set the postprocessing options for the epilogue.

Value	Description
CUBLASLT_EPILOGUE_DEFAULT = 1	No special postprocessing, just scale and quantize the results if necessary.
CUBLASLT_EPILOGUE_RELU = 2	Apply ReLU point-wise transform to the results: $(\mathbf{x} := \max(\mathbf{x}, 0))$
CUBLASLT_EPILOGUE_BIAS = 4	Apply (broadcasted) bias from the bias vector. Bias vector length must match matrix D rows, and it must be packed (i.e., stride between vector elements is 1). Bias vector is broadcasted to all columns and added before applying the final postprocessing.
CUBLASLT_EPILOGUE_RELU_BIAS = (CUBLASLT_EPILOGUE_RELU CUBLASLT_EPILOGUE_BIAS)	Apply bias and then ReLU transform.

3.3.3. cublasLtHandle_t

The `cublasLtHandle_t` type is a pointer type to an opaque structure holding the `cuBLASLt` library context. Use the below functions to manipulate this library context:

`cublasLtCreate()`:

To initialize the `cuBLASLt` library context and return a handle to an opaque structure holding the `cuBLASLt` library context.

`cublasLtDestroy()`:

To destroy a previously created `cuBLASLt` library context descriptor and release the resources.

NOTE: `cuBLAS` handle (`cublasHandle_t`) encapsulates a `cuBLASLt` handle. Any valid `cublasHandle_t` can be used in place of `cublasLtHandle_t` with a simple cast.

3.3.4. cublasLtMatmulAlgo_t

`cublasLtMatmulAlgo_t` is an opaque structure holding the description of the matrix multiplication algorithm. This structure can be trivially serialized and later restored for use with the same version of `cuBLAS` library to save on selecting the right configuration again.

3.3.5. cublasLtMatmulAlgoCapAttributes_t

`cublasLtMatmulAlgoCapAttributes_t` enumerates matrix multiplication algorithm capability attributes that can be retrieved from an initialized `cublasLtMatmulAlgo_t` descriptor.

Value	Description	Data Type
CUBLASLT_ALGO_CAP_SPLITK_SUPPORT	Support for split-K. Boolean (0 or 1) to express if split-K	int32_t

Value	Description	Data Type
	implementation is supported. 0 means no support, and supported otherwise. See CUBLASLT_ALGO_CONFIG_SPLITK_N of cublasLtMatmulAlgoConfigAttribute	
CUBLASLT_ALGO_CAP_REDUCTION_SCHEME	Mask to express the types of reduction schemes supported, see cublasLtReductionScheme_t . If the reduction scheme is not masked out then it is supported. For example: <code>int isReductionSchemeComputeType (reductionSchemeMask & CUBLASLT_REDUCTION_SCHEME_CO == CUBLASLT_REDUCTION_SCHEME_CO 1 : 0;</code>	uint32_t
CUBLASLT_ALGO_CAP_CTA_SWIZZLING_SUPPORT	Support for CTA-swizzling. Boolean (0 or 1) to express if CTA-swizzling implementation is supported. 0 means no support, and 1 means supported value of 1; other values are reserved. See also CUBLASLT_ALGO_CONFIG_CTA_SWIZ of cublasLtMatmulAlgoConfigAttribute	uint32_t
CUBLASLT_ALGO_CAP_STRIDED_BATCH_SUPPORT	Support strided batch. 0 means no support, supported otherwise.	int32_t
CUBLASLT_ALGO_CAP_OUT_OF_PLACE_RESULTS	Support results out of place ($D = C$ in $D = \alpha.A.B + \beta.C$). 0 means no support, supported otherwise.	int32_t
CUBLASLT_ALGO_CAP_UPLO_SUPPORT	syrk (symmetric rank k update)/ herk (Hermitian rank k update) support (on top of regular gemm). 0 means no support, supported otherwise.	int32_t
CUBLASLT_ALGO_CAP_TILE_IDS	The tile ids possible to use. See cublasLtMatmulTile_t . If no tile ids are supported then use CUBLASLT_MATMUL_TILE_UNDEFINE Use cublasLtMatmulAlgoCapGetAttr with <code>sizeInBytes=0</code> to query the actual count.	Array of uint32_t
CUBLASLT_ALGO_CAP_STAGES_IDS	The stages ids possible to use. See cublasLtMatmulStages_t . If no stages ids are supported then use CUBLASLT_MATMUL_STAGES_UNDEFINE Use cublasLtMatmulAlgoCapGetAttr	Array of uint32_t

Value	Description	Data Type
	with <code>sizeInBytes=0</code> to query the actual count.	
CUBLASLT_ALGO_CAP_CUSTOM_OPTION_MA	Custom option range is from 0 to CUBLASLT_ALGO_CAP_CUSTOM_OPT (inclusive). See CUBLASLT_ALGO_CONFIG_CUSTOM_ of cublasLtMatmulAlgoConfigAttr .	int32_t
CUBLASLT_ALGO_CAP_MATHMODE_IMPL	Indicates whether the algorithm is using regular compute or tensor operations. 0 means regular compute, 1 means tensor operations. DEPRECATED	int32_t
CUBLASLT_ALGO_CAP_GAUSSIAN_IMPL	Indicate whether the algorithm implements the Gaussian optimization of complex matrix multiplication. 0 means regular compute; 1 means Gaussian. See cublasMath_t . DEPRECATED	int32_t
CUBLASLT_ALGO_CAP_CUSTOM_MEMORY_OF	Indicates whether the algorithm supports custom (not COL or ROW memory order). 0 means only COL and ROW memory order is allowed, non-zero means that algo might have different requirements. See cublasLtOrder_t .	int32_t
CUBLASLT_ALGO_CAP_POINTER_MODE_MASH	Bitmask enumerating the pointer modes the algorithm supports. See cublasLtPointerModeMask_t .	uint32_t
CUBLASLT_ALGO_CAP_EPILOGUE_MASK	Bitmask enumerating the kinds of postprocessing algorithm supported in the epilogue. See cublasLtEpilogue_t .	uint32_t
CUBLASLT_ALGO_CAP_LD_NEGATIVE	support for negative ld for all of the matrices. 0 means no support, supported otherwise.	uint32_t
CUBLASLT_ALGO_CAP_NUMERICAL_IMPL_FL	details about algorithm's implementation that affect it's numerical behavior. See cublasLtNumericalImplFlags_t .	uint64_t
CUBLASLT_ALGO_CAP_MIN_ALIGNMENT_A_B	minimum alignment required for A matrix in bytes.	uint32_t
CUBLASLT_ALGO_CAP_MIN_ALIGNMENT_B_B	minimum alignment required for B matrix in bytes.	uint32_t

Value	Description	Data Type
CUBLASLT_ALGO_CAP_MIN_ALIGNMENT_C_B	minimum alignment required for C matrix in bytes.	uint32_t
CUBLASLT_ALGO_CAP_MIN_ALIGNMENT_D_B	minimum alignment required for D matrix in bytes.	uint32_t

Use the below function to manipulate this descriptor:

[cublasLtMatmulAlgoCapGetAttribute\(\)](#): To retrieve the capability attribute(s) of the descriptor.

3.3.6. cublasLtMatmulAlgoConfigAttributes_t

cublasLtMatmulAlgoConfigAttributes_t is an enumerated type that contains the configuration attributes for the matrix multiply algorithms. These configuration attributes are algorithm-specific, and can be set. The attributes configuration of a given algorithm should lie within the boundaries expressed by its capability attributes.

Value	Description	Data Type
CUBLASLT_ALGO_CONFIG_ID	Read-only attribute. Algorithm index. See cublasLtMatmulAlgoGetIds() . Set by cublasLtMatmulAlgoInit() .	int32_t
CUBLASLT_ALGO_CONFIG_TILE_ID	Tile id. See cublasLtMatmulTile_t . Default: CUBLASLT_MATMUL_TILE_UNDEFINED.	uint32_t
CUBLASLT_ALGO_CONFIG_STAGES_ID	stages id, see cublasLtMatmulStages_t . Default: CUBLASLT_MATMUL_STAGES_UNDEFINED.	uint32_t
CUBLASLT_ALGO_CONFIG_SPLITK_NUM	Number of K splits. If != 1, SPLITK_NUM parts of matrix multiplication will be computed in parallel, and then the results accumulated according to CUBLASLT_ALGO_CONFIG_REDUCTION_	uint32_t
CUBLASLT_ALGO_CONFIG_REDUCTION	Reduction scheme to use when splitK value > 1. Default: CUBLASLT_REDUCTION_SCHEME_NONE. See cublasLtReductionScheme_t .	uint32_t
CUBLASLT_ALGO_CONFIG_CTA_SWIZZL	Enable/Disable CTA swizzling. Change mapping from CUDA grid coordinates to parts of the matrices. Possible values: 0 and 1; other values reserved.	uint32_t
CUBLASLT_ALGO_CONFIG_CUSTOM_OP	Custom option value. Each algorithm can support some custom options that don't fit the description of the other configuration attributes. See the CUBLASLT_ALGO_CAP_CUSTOM_OPTION of cublasLtMatmulAlgoCapAttributes_t	uint32_t

Value	Description	Data Type
	for the accepted range for a specific case.	

Use the below function to manipulate this descriptor:

cublasLtMatmulAlgoConfigSetAttribute(): To retrieve the attribute(s) of the descriptor.

cublasLtMatmulAlgoConfigGetAttribute(): To query a previously created descriptor for the attribute(s).

3.3.7. cublasLtMatmulDesc_t

The **cublasLtMatmulDesc_t** is a pointer to an opaque structure holding the description of the matrix multiplication operation **cublasLtMatmul()**. Use the below functions to manipulate this descriptor:

cublasLtMatmulDescCreate():

To create one instance of the descriptor.

cublasLtMatmulDescDestroy():

To destroy a previously created descriptor and release the resources.

3.3.8. cublasLtMatmulDescAttributes_t

cublasLtMatmulDescAttributes_t is a descriptor structure containing the attributes that define the specifics of the matrix multiply operation.

Attribute Name	Description	Data Type
CUBLASLT_MATMUL_DESC_C	Compute type. Defines data type used for multiply and accumulate operations, and the accumulator during the matrix multiplication. See cudaDataType_t .	int32_t
CUBLASLT_MATMUL_DESC_S	Scale type. Defines the data type of the scaling factors alpha and beta . The accumulator value and the value from matrix C are typically converted to scale type before final scaling. Value is then converted from scale type to the type of matrix D before storing in memory. Default value same as CUBLASLT_MATMUL_DESC_COMPUTE_TYPE. See cudaDataType_t .	int32_t
CUBLASLT_MATMUL_DESC_P	Specifies alpha and beta are passed by reference, whether they are scalars on the host or on the device, or device vectors. Default value is: CUBLASLT_POINTER_MODE_HOST (i.e., on the host). See cublasLtPointerMode_t .	int32_t
CUBLASLT_MATMUL_DESC_T	Specifies the type of transformation operation that should be performed on matrix A. Default value is: CUBLAS_OP_N (i.e., non-transpose operation). See cublasOperation_t .	int32_t
CUBLASLT_MATMUL_DESC_T	Specifies the type of transformation operation that should be performed on matrix B. Default value is: CUBLAS_OP_N (i.e., non-transpose operation). See cublasOperation_t .	int32_t

Attribute Name	Description	Data Type
CUBLASLT_MATMUL_DESC_T	Specifies the type of transformation operation that should be performed on matrix C. Must be CUBLAS_OP_N if performing matrix multiplication in place (when C == D). Default value is: CUBLAS_OP_N (i.e., non-transpose operation). See cublasOperation_t .	int32_t
CUBLASLT_MATMUL_DESC_F	Indicates whether the lower or upper part of the dense matrix was filled, and consequently should be used by the function. Default value is: CUBLAS_FILL_MODE_FULL. See cublasFillMode_t .	int32_t
CUBLASLT_MATMUL_DESC_E	Epilogue function. See cublasLtEpilogue_t . Default value is: CUBLASLT_EPILOGUE_DEFAULT.	uint32_t
CUBLASLT_MATMUL_DESC_B	Bias vector pointer in the device memory. See CUBLASLT_EPILOGUE_BIAS in cublasLtEpilogue_t . Bias vector elements are the same type as <code>alpha</code> and <code>beta</code> (see CUBLASLT_MATMUL_DESC_SCALE_TYPE in this table) when matrix D datatype is <code>CUDA_R_8I</code> and same as matrix D datatype otherwise - see the datatypes table under cublasLtMatmul() for detailed mapping. Bias vector length must match the rows count of matrix D. Default value is: NULL.	const void *

Use the below functions to manipulate this descriptor:

[cublasLtMatmulDescSetAttribute\(\)](#): To initialize the attribute(s) of the descriptor.

[cublasLtMatmulDescGetAttribute\(\)](#): To query a previously created descriptor for the attribute(s).

3.3.9. cublasLtMatmulHeuristicResult_t

`cublasLtMatmulHeuristicResult_t` is a descriptor that holds the configured matrix multiplication algorithm descriptor and its runtime properties.

Member	Description
<code>cublasLtMatmulAlgo_t algo</code>	Must be initialized with cublasLtMatmulAlgoInit() if the preference CUBLASLT_MATMUL_PERF_SEARCH_MODE is set to CUBLASLT_SEARCH_LIMITED_BY_ALGO_ID. See cublasLtMatmulSearch_t .
<code>size_t workspaceSize;</code>	Actual size of workspace memory required.
<code>cublasStatus_t state;</code>	Result status. Other fields are valid only if, after call to cublasLtMatmulAlgoGetHeuristic() , this member is set to CUBLAS_STATUS_SUCCESS.
<code>float wavesCount;</code>	Waves count is a device utilization metric. A <code>wavesCount</code> value of 1.0f suggests that when the kernel is launched it will fully occupy the GPU.
<code>int reserved[4];</code>	Reserved.

3.3.10. cublasLtMatmulPreference_t

The `cublasLtMatmulPreference_t` is a pointer to an opaque structure holding the description of the preferences for `cublasLtMatmulAlgoGetHeuristic()` configuration. Use the below functions to manipulate this descriptor:

`cublasLtMatmulPreferenceCreate()`:

To create one instance of the descriptor.

`cublasLtMatmulPreferenceDestroy()`:

To destroy a previously created descriptor and release the resources.

3.3.11. cublasLtMatmulPreferenceAttributes_t

`cublasLtMatmulPreferenceAttributes_t` is an enumerated type used to apply algorithm search preferences while fine-tuning the heuristic function.

Value	Description	Data Type
CUBLASLT_MATMUL_PR	Search mode. See <code>cublasLtMatmulSearch_t</code> . Default is CUBLASLT_SEARCH_BEST_FIT.	uint32_t
CUBLASLT_MATMUL_PR	Maximum allowed workspace memory. Default is 0 (no workspace memory allowed).	uint64_t
CUBLASLT_MATMUL_PR	Math mode mask. See <code>cublasMath_t</code> . Only algorithms with CUBLASLT_ALGO_CAP_MATHMODE_IMPL that is not masked out by this attribute are allowed. Default is 1 (allows both default and tensor op math). DEPRECATED, will be removed in a future release, see <code>cublasLtNumericalImplFlags_t</code> for replacement	uint32_t
CUBLASLT_MATMUL_PR	Reduction scheme mask. See <code>cublasLtReductionScheme_t</code> . Only algorithm configurations specifying CUBLASLT_ALGO_CONFIG_REDUCTION_SCHEME that is not masked out by this attribute are allowed. For example, a mask value of 0x03 will allow only INPLACE and COMPUTE_TYPE reduction schemes. Default is CUBLASLT_REDUCTION_SCHEME_MASK (i.e., allows all reduction schemes).	uint32_t
CUBLASLT_MATMUL_PR	Gaussian mode mask. See <code>cublasLt3mMode_t</code> . Only algorithms with CUBLASLT_ALGO_CAP_GAUSSIAN_IMPL that is not masked out by this attribute are allowed. Default is CUBLASLT_3M_MODE_ALLOWED (i.e., allows both Gaussian and regular math). DEPRECATED, will be removed in a future release, see <code>cublasLtNumericalImplFlags_t</code> for replacement	uint32_t
CUBLASLT_MATMUL_PR	Minimum buffer alignment for matrix A (in bytes). Selecting a smaller value will exclude algorithms that can not work with matrix A, which is not as strictly aligned as the algorithms need. Default is 256 bytes.	uint32_t
CUBLASLT_MATMUL_PR	Minimum buffer alignment for matrix B (in bytes). Selecting a smaller value will exclude algorithms that can not work with matrix B, which is not as strictly aligned as the algorithms need. Default is 256 bytes.	uint32_t

Value	Description	Data Type
CUBLASLT_MATMUL_PR	Minimum buffer alignment for matrix C (in bytes). Selecting a smaller value will exclude algorithms that can not work with matrix C, which is not as strictly aligned as the algorithms need. Default is 256 bytes.	uint32_t
CUBLASLT_MATMUL_PR	Minimum buffer alignment for matrix D (in bytes). Selecting a smaller value will exclude algorithms that can not work with matrix D, which is not as strictly aligned as the algorithms need. Default is 256 bytes.	uint32_t
CUBLASLT_MATMUL_PR	Maximum wave count. See cublasLtMatmulHeuristicResult_t::wavesCount . Selecting a non-zero value will exclude algorithms that report device utilization higher than specified. Default is 0.0f.	float
CUBLASLT_MATMUL_PR	Pointer mode mask. See cublasLtPointerModeMask_t . Filters the heuristic result to include only algorithms that support all required modes. Default is (CUBLASLT_POINTER_MODE_MASK_HOST CUBLASLT_POINTER_MODE_MASK_DEVICE) (only allows algorithms that support both regular host and device pointers).	uint32_t
CUBLASLT_MATMUL_PR	Epilogue selector mask. See cublasLtEpilogue_t . Filters the heuristic result to include only algorithms that support all required operations. Default is CUBLASLT_EPILOGUE_DEFAULT (only allows algorithms that support default epilogue)	uint32_t
CUBLASLT_MATMUL_PR	Numerical implementation details mask. See cublasLtNumericalImplFlags_t . Filters heuristic result to only include algorithms that use the allowed implementations. default: uint64_t(-1) (allow everything)	uint64_t

Use the below functions to manipulate this descriptor:

[cublasLtMatmulPreferenceSetAttribute\(\)](#): To set the attribute(s) of the descriptor.

[cublasLtMatmulPreferenceGetAttribute\(\)](#): To query a previously created descriptor for the attribute(s).

3.3.12. cublasLtMatmulSearch_t

[cublasLtMatmulSearch_t](#) is an enumerated type that contains the attributes for heuristics search type.

Value	Description	Data Type
CUBLASLT_SEARCH_BEST_FIT	Request heuristics for the best algorithm for the given use case.	
CUBLASLT_SEARCH_LIMITED_BY_ALGO	Request heuristics only for the pre-configured algo id.	

3.3.13. cublasLtMatmulTile_t

[cublasLtMatmulTile_t](#) is an enumerated type used to set the tile size in `rows x columns`. See also [CUTLASS: Fast Linear Algebra in CUDA C++](#).

Value	Description
CUBLASLT_MATMUL_TILE_UNDEFINED	Tile size is undefined.
CUBLASLT_MATMUL_TILE_8x8	Tile size is 8 rows x 8 columns.
CUBLASLT_MATMUL_TILE_8x16	Tile size is 8 rows x 16 columns.
CUBLASLT_MATMUL_TILE_16x8	Tile size is 16 rows x 8 columns.
CUBLASLT_MATMUL_TILE_8x32	Tile size is 8 rows x 32 columns.
CUBLASLT_MATMUL_TILE_16x16	Tile size is 16 rows x 16 columns.
CUBLASLT_MATMUL_TILE_32x8	Tile size is 32 rows x 8 columns.
CUBLASLT_MATMUL_TILE_8x64	Tile size is 8 rows x 64 columns.
CUBLASLT_MATMUL_TILE_16x32	Tile size is 16 rows x 32 columns.
CUBLASLT_MATMUL_TILE_32x16	Tile size is 32 rows x 16 columns.
CUBLASLT_MATMUL_TILE_64x8	Tile size is 64 rows x 8 columns.
CUBLASLT_MATMUL_TILE_32x32	Tile size is 32 rows x 32 columns.
CUBLASLT_MATMUL_TILE_32x64	Tile size is 32 rows x 64 columns.
CUBLASLT_MATMUL_TILE_64x32	Tile size is 64 rows x 32 columns.
CUBLASLT_MATMUL_TILE_32x128	Tile size is 32 rows x 128 columns.
CUBLASLT_MATMUL_TILE_64x64	Tile size is 64 rows x 64 columns.
CUBLASLT_MATMUL_TILE_128x32	Tile size is 128 rows x 32 columns.
CUBLASLT_MATMUL_TILE_64x128	Tile size is 64 rows x 128 columns.
CUBLASLT_MATMUL_TILE_128x64	Tile size is 128 rows x 64 columns.
CUBLASLT_MATMUL_TILE_64x256	Tile size is 64 rows x 256 columns.
CUBLASLT_MATMUL_TILE_128x128	Tile size is 128 rows x 128 columns.
CUBLASLT_MATMUL_TILE_256x64	Tile size is 256 rows x 64 columns.
CUBLASLT_MATMUL_TILE_64x512	Tile size is 64 rows x 512 columns.
CUBLASLT_MATMUL_TILE_128x256	Tile size is 128 rows x 256 columns.
CUBLASLT_MATMUL_TILE_256x128	Tile size is 256 rows x 128 columns.
CUBLASLT_MATMUL_TILE_512x64	Tile size is 512 rows x 64 columns.

3.3.14. cublasLtMatmulStages_t

cublasLtMatmulStages_t is an enumerated type used to configure the size and number of shared memory buffers where input elements are staged. Number of staging buffers defines kernel's pipeline depth.

Value	Description
CUBLASLT_MATMUL_STAGES_UNDEFINED	Stage size is undefined.
CUBLASLT_MATMUL_STAGES_16x1	Stage size is 16, number of stages is 1.
CUBLASLT_MATMUL_STAGES_16x2	Stage size is 16, number of stages is 2.

Value	Description
CUBLASLT_MATMUL_STAGES_16x3	Stage size is 16, number of stages is 3.
CUBLASLT_MATMUL_STAGES_16x4	Stage size is 16, number of stages is 4.
CUBLASLT_MATMUL_STAGES_16x5	Stage size is 16, number of stages is 5.
CUBLASLT_MATMUL_STAGES_16x6	Stage size is 16, number of stages is 6.
CUBLASLT_MATMUL_STAGES_32x1	Stage size is 32, number of stages is 1.
CUBLASLT_MATMUL_STAGES_32x2	Stage size is 32, number of stages is 2.
CUBLASLT_MATMUL_STAGES_32x3	Stage size is 32, number of stages is 3.
CUBLASLT_MATMUL_STAGES_32x4	Stage size is 32, number of stages is 4.
CUBLASLT_MATMUL_STAGES_32x5	Stage size is 32, number of stages is 5.
CUBLASLT_MATMUL_STAGES_32x6	Stage size is 32, number of stages is 6.
CUBLASLT_MATMUL_STAGES_64x1	Stage size is 64, number of stages is 1.
CUBLASLT_MATMUL_STAGES_64x2	Stage size is 64, number of stages is 2.
CUBLASLT_MATMUL_STAGES_64x3	Stage size is 64, number of stages is 3.
CUBLASLT_MATMUL_STAGES_64x4	Stage size is 64, number of stages is 4.
CUBLASLT_MATMUL_STAGES_64x5	Stage size is 64, number of stages is 5.
CUBLASLT_MATMUL_STAGES_64x6	Stage size is 64, number of stages is 6.
CUBLASLT_MATMUL_STAGES_128x1	Stage size is 128, number of stages is 1.
CUBLASLT_MATMUL_STAGES_128x2	Stage size is 128, number of stages is 2.
CUBLASLT_MATMUL_STAGES_128x3	Stage size is 128, number of stages is 3.
CUBLASLT_MATMUL_STAGES_128x4	Stage size is 128, number of stages is 4.
CUBLASLT_MATMUL_STAGES_128x5	Stage size is 128, number of stages is 5.
CUBLASLT_MATMUL_STAGES_128x6	Stage size is 128, number of stages is 6.
CUBLASLT_MATMUL_STAGES_32x10	Stage size is 32, number of stages is 10.
CUBLASLT_MATMUL_STAGES_8x4	Stage size is 8, number of stages is 4.
CUBLASLT_MATMUL_STAGES_16x10	Stage size is 16, number of stages is 10.

3.3.15. cublasLtNumericalImplFlags_t

cublasLtNumericalImplFlags_t: a set of bit-flags that can be specified to select implementation details that may affect numerical behavior of algorithms.

Flags below can be combined using the bit OR operator "|".

Value	Description
CUBLASLT_NUMERICAL_IMPL_FLAGS_FMA	Specify that the implementation is based on [H,F,D]FMA (fused multiply-add) family instructions.
CUBLASLT_NUMERICAL_IMPL_FLAGS_HMMA	Specify that the implementation is based on HMMA (tensor operation) family instructions.

Value	Description
CUBLASLT_NUMERICAL_IMPL_FLAGS_IM	Specify that the implementation is based on IMMA (integer tensor operation) family instructions.
CUBLASLT_NUMERICAL_IMPL_FLAGS_DM	Specify that the implementation is based on DMMA (double precision tensor operation) family instructions.
CUBLASLT_NUMERICAL_IMPL_FLAGS_TB	Mask to filter implementations using any of the above kinds of tensor operations.
CUBLASLT_NUMERICAL_IMPL_FLAGS_OI	Mask to filter implementation details about multiply-accumulate instructions used.
CUBLASLT_NUMERICAL_IMPL_FLAGS_AC	Specify that the implementation's inner dot product is using half precision accumulator.
CUBLASLT_NUMERICAL_IMPL_FLAGS_ACS	Specify that the implementation's inner dot product is using single precision accumulator.
CUBLASLT_NUMERICAL_IMPL_FLAGS_ACD	Specify that the implementation's inner dot product is using double precision accumulator.
CUBLASLT_NUMERICAL_IMPL_FLAGS_ACI	Specify that the implementation's inner dot product is using 32 bit signed integer precision accumulator.
CUBLASLT_NUMERICAL_IMPL_FLAGS_ACO	Mask to filter implementation details about accumulator used.
CUBLASLT_NUMERICAL_IMPL_FLAGS_INH	Specify that the implementation's inner dot product multiply-accumulate instruction is using half-precision inputs.
CUBLASLT_NUMERICAL_IMPL_FLAGS_INF	Specify that the implementation's inner dot product multiply-accumulate instruction is using bfloat16 inputs.
CUBLASLT_NUMERICAL_IMPL_FLAGS_INT	Specify that the implementation's inner dot product multiply-accumulate instruction is using TF32 inputs.
CUBLASLT_NUMERICAL_IMPL_FLAGS_INI	Specify that the implementation's inner dot product multiply-accumulate instruction is using single-precision inputs.
CUBLASLT_NUMERICAL_IMPL_FLAGS_IND	Specify that the implementation's inner dot product multiply-accumulate instruction is using double-precision inputs.
CUBLASLT_NUMERICAL_IMPL_FLAGS_INI8	Specify that the implementation's inner dot product multiply-accumulate instruction is using 8-bit integer inputs.
CUBLASLT_NUMERICAL_IMPL_FLAGS_OIAC	Mask to filter implementation details about accumulator input used.
CUBLASLT_NUMERICAL_IMPL_FLAGS_GA	Specify that the implementation applies Gauss complexity reduction algorithm to reduce arithmetic complexity of the complex matrix multiplication problem

3.3.16. cublasLtMatrixLayout_t

The `cublasLtMatrixLayout_t` is a pointer to an opaque structure holding the description of a matrix layout. Use the below functions to manipulate this descriptor:

`cublasLtMatrixLayoutCreate()`:

To create one instance of the descriptor.

cublasLtMatrixLayoutDestroy():

To destroy a previously created descriptor and release the resources.

3.3.17. cublasLtMatrixLayoutAttribute_t

cublasLtMatrixLayoutAttribute_t is a descriptor structure containing the attributes that define the details of the matrix operation.

Attribute Name	Description	Data Type
CUBLASLT_MATRIX_LAYOUT_TYPE	Specifies the data precision type. See cudaDataType_t .	uint32_t
CUBLASLT_MATRIX_LAYOUT_ORDER	Specifies the memory order of the data of the matrix. Default value is CUBLASLT_ORDER_COL. See cublasLtOrder_t .	int32_t
CUBLASLT_MATRIX_LAYOUT_ROWS	Describes the number of rows in the matrix. Normally only values that can be expressed as <code>int32_t</code> are supported.	uint64_t
CUBLASLT_MATRIX_LAYOUT_COLUMNS	Describes the number of columns in the matrix. Normally only values that can be expressed as <code>int32_t</code> are supported.	uint64_t
CUBLASLT_MATRIX_LAYOUT_LEADING_DIMENSION	The leading dimension of the matrix. For CUBLASLT_ORDER_COL this is the stride (in elements) of matrix column. See also cublasLtOrder_t . <ul style="list-style-type: none"> ▶ Currently only non-negative values are supported. ▶ Must be large enough so that matrix memory locations are not overlapping (e.g., greater or equal to CUBLASLT_MATRIX_LAYOUT_ROWS in case of CUBLASLT_ORDER_COL). 	int64_t
CUBLASLT_MATRIX_LAYOUT_BATCH_SIZE	Number of matmul operations to perform in the batch. Default value is 1. See also CUBLASLT_ALGO_CAP_STRIDED_BATCH_SUPPORT in cublasLtMatmulAlgoCapAttributes_t .	int32_t
CUBLASLT_MATRIX_LAYOUT_STRIDE	Stride (in elements) to the next matrix for the strided batch operation. Default value is 0.	int64_t
CUBLASLT_MATRIX_LAYOUT_PLANE_STRIDE	Stride (in bytes) to the imaginary plane for planar complex layout. Default value is 0, indicating that the layout is regular (real and imaginary parts of complex numbers are interleaved in memory for each element).	int64_t

Use the below functions to manipulate this descriptor:

[cublasLtMatrixLayoutSetAttribute\(\)](#): To initialize the descriptor.

[cublasLtMatrixLayoutGetAttribute\(\)](#): To query a previously created descriptor.

3.3.18. cublasLtMatrixTransformDesc_t

The `cublasLtMatrixTransformDesc_t` is a pointer to an opaque structure holding the description of a matrix transformation operation. Use the below functions to manipulate this descriptor:

`cublasLtMatrixTransformDescCreate()`:

To create one instance of the descriptor.

`cublasLtMatrixTransformDescDestroy()`:

To destroy a previously created descriptor and release the resources.

3.3.19. cublasLtMatrixTransformDescAttributes_t

`cublasLtMatrixTransformDescAttributes_t` is a descriptor structure containing the attributes that define the specifics of the matrix transform operation.

Transform Attribute Name	Description	Data Type
CUBLASLT_MATRIX_TRANSFORM_	Scale type. Inputs are converted to the scale type for scaling and summation, and results are then converted to the output type to store in the memory. For the supported data types see cuda_datatype_t .	int32_t
CUBLASLT_MATRIX_TRANSFORM_	Specifies the scalars alpha and beta are passed by reference whether on the host or on the device. Default value is: CUBLASLT_POINTER_MODE_HOST (i.e., on the host). See cublasLtPointerMode_t .	int32_t
CUBLASLT_MATRIX_TRANSFORM_	Specifies the type of operation that should be performed on the matrix A. Default value is: CUBLAS_OP_N (i.e., non-transpose operation). See cublasOperation_t .	int32_t
CUBLASLT_MATRIX_TRANSFORM_	Specifies the type of operation that should be performed on the matrix B. Default value is: CUBLAS_OP_N (i.e., non-transpose operation). See cublasOperation_t .	int32_t

Use the below functions to manipulate this descriptor:

`cublasLtMatrixTransformDescSetAttribute()`: To set the attribute(s) of the descriptor.

`cublasLtMatrixTransformDescGetAttribute()`: To query a previously created descriptor for the attribute(s).

3.3.20. cublasLtOrder_t

`cublasLtOrder_t` is an enumerated type used to indicate the data ordering of the matrix.

Value	Data Order Description
CUBLASLT_ORDER_COL	Data is ordered in column-major format. The leading dimension is the stride (in elements) to the beginning of next column in memory.
CUBLASLT_ORDER_ROW	Data is ordered in row-major format. The leading dimension is the stride (in elements) to the beginning of next row in memory.
CUBLASLT_ORDER_COL32	Data is ordered in column-major ordered tiles of 32 columns. The leading dimension is the stride (in elements) to the beginning of next group of 32-columns. For example, if the matrix has 33 columns and 2 rows, then the leading dimension must be at least $(32) * 2 = 64$.
CUBLASLT_ORDER_COL4_4R2_8C	Data is ordered in column-major ordered tiles of composite tiles with total 32 columns and 8 rows. A tile is composed of interleaved inner tiles of 4 columns within 4 even or odd rows in an alternating pattern. The leading dimension is the stride (in elements) to the beginning of the first 32 column x 8 row tile for the next 32-wide group of columns. For example, if the matrix has 33 columns and 1 row, the leading dimension must be at least $(32 * 8) * 1 = 256$. NOTE: this order is needed for the B matrix on NVIDIA Turing Architecture GPUs, i.e. SM version = 72 and 75, for maximum tensor core integer GEMM performance.
CUBLASLT_ORDER_COL32_2R_4R4	Data is ordered in column-major ordered tiles of composite tiles with total 32 columns and 32 rows. Element offset within the tile is calculated as $((row\%8)/2*4+row/8)*2+row\%2)*32+col$. Leading dimension is the stride (in elements) to the beginning of the first 32 column x 32 row tile for the next 32-wide group of columns. E.g. if matrix has 33 columns and 1 row, ld must be at least $(32*32)*1 = 1024$. NOTE: this order is needed for the B matrix on NVIDIA Ampere Architecture GPUs, i.e. SM version ≥ 80 , for maximum tensor core integer GEMM performance.

3.3.21. cublasLtPointerMode_t

`cublasLtPointerMode_t` is an enumerated type used to set the pointer mode for the scaling factors `alpha` and `beta`.

Value	Description
CUBLASLT_POINTER_MODE_HOST = CUBLAS_POINTER_MODE_HOST	Matches CUBLAS_POINTER_MODE_HOST, and the pointer targets a single value host memory.
CUBLASLT_POINTER_MODE_DEVICE = CUBLAS_POINTER_MODE_DEVICE	Matches CUBLAS_POINTER_MODE_DEVICE, and the pointer targets a single value device memory.
CUBLASLT_POINTER_MODE_DEVICE_VECTOR = 2	Pointer targets an array in the device memory.
CUBLASLT_POINTER_MODE_ALPHA_DEVICE_VECTOR = 3	<code>alpha</code> pointer targets an array in the device memory, and <code>beta</code> is zero.

3.3.22. cublasLtPointerModeMask_t

cublasLtPointerModeMask_t is an enumerated type used to define and query the pointer mode capability.

Value	Description
CUBLASLT_POINTER_MODE_MASK_HOST = 1	See CUBLASLT_POINTER_MODE_HOST in cublasLtPointerMode_t .
CUBLASLT_POINTER_MODE_MASK_DEVICE = 2	See CUBLASLT_POINTER_MODE_DEVICE in cublasLtPointerMode_t .
CUBLASLT_POINTER_MODE_MASK_DEVICE_VECTOR = 4	See CUBLASLT_POINTER_MODE_DEVICE_VECTOR in cublasLtPointerMode_t .
CUBLASLT_POINTER_MODE_MASK_ALPHA_DEVICE_VECTOR = 8	See CUBLASLT_POINTER_MODE_ALPHA_DEVICE_VECTOR_BETA_ZERO in cublasLtPointerMode_t .

3.3.23. cublasLtReductionScheme_t

cublasLtReductionScheme_t is an enumerated type used to specify a reduction scheme for the portions of the dot-product calculated in parallel (i.e., "split - K").

Value	Description
CUBLASLT_REDUCTION_SCHEME_NONE	Do not apply reduction. The dot-product will be performed in one sequence.
CUBLASLT_REDUCTION_SCHEME_INPLACE	Reduction is performed "in place" using the output buffer, parts are added up in the output data type. Workspace is only used for counters that guarantee sequentiality.
CUBLASLT_REDUCTION_SCHEME_COMPUTE_TYPE	Reduction done out of place in a user-provided workspace. The intermediate results are stored in the compute type in the workspace and reduced in a separate step.
CUBLASLT_REDUCTION_SCHEME_OUTPUT_TYPE	Reduction done out of place in a user-provided workspace. The intermediate results are stored in the output type in the workspace and reduced in a separate step.
CUBLASLT_REDUCTION_SCHEME_MASK	Allows all reduction schemes.

3.4. cuBLASLt API Reference

3.4.1. cublasLtCreate()

```
cublasStatus_t
cublasLtCreate(cublasLtHandle_t *lighthandle)
```

This function initializes the **cuBLASLt** library and creates a handle to an opaque structure holding the **cuBLASLt** library context. It allocates light hardware resources

on the host and device, and must be called prior to making any other **cuBLASLt** library calls.

The **cuBLASLt** library context is tied to the current CUDA device. To use the library on multiple devices, one **cuBLASLt** handle should be created for each device.

Parameters:

Parameter	Memory	Input / Output	Description
lightHandle		Output	Pointer to the allocated cuBLASLt handle for the created cuBLASLt context.

Returns:

Return Value	Description
CUBLAS_STATUS_SUCCESS	The allocation completed successfully.
CUBLAS_STATUS_NOT_INITIALIZED	The cuBLASLt library was not initialized. This usually happens: <ul style="list-style-type: none"> - when cublasLtCreate() is not called first - an error in the CUDA Runtime API called by the cuBLASLt routine, or - an error in the hardware setup.
CUBLAS_STATUS_ALLOC_FAILED	Resource allocation failed inside the cuBLASLt library. This is usually caused by a cudaMalloc() failure. <p>To correct: prior to the function call, deallocate the previously allocated memory as much as possible.</p>

See [cublasStatus_t](#) for a complete list of valid return codes.

3.4.2. cublasLtDestroy()

```
cublasStatus_t
cublasLtDestroy(cublasLtHandle_t lightHandle)
```

This function releases hardware resources used by the **cuBLASLt** library. This function is usually the last call with a particular handle to the **cuBLASLt** library. Because **cublasLtCreate()** allocates some internal resources and the release of those resources by calling **cublasLtDestroy()** will implicitly call **cudaDeviceSynchronize()**, it is recommended to minimize the number of **cublasLtCreate()** / **cublasLtDestroy()** occurrences.

Parameters:

Parameter	Memory	Input / Output	Description
lightHandle		Input	Pointer to the cuBLASLt handle to be destroyed.

Returns:

Return Value	Meaning
CUBLAS_STATUS_SUCCESS	The cuBLASLt context was successfully destroyed.
CUBLAS_STATUS_NOT_INITIALIZED	The cuBLASLt library was not initialized.

See `cublasStatus_t` for a complete list of valid return codes.

3.4.3. cublasLtGetCudartVersion()

```
size_t cublasLtGetCudartVersion(void);
```

This function returns the version number of the CUDA Runtime library.

Parameters: None.

Returns: `size_t` - The version number of the CUDA Runtime library.

3.4.4. cublasLtGetProperty()

```
cublasStatus_t cublasLtGetProperty(libraryPropertyType type, int *value);
```

This function returns the value of the requested property by writing it to the memory location pointed to by the value parameter.

Parameters:

Parameter	Memory	Input / Output	Description
type		Input	Of the type <code>libraryPropertyType</code> , whose value is requested from the property. See libraryPropertyType .
value		Output	Pointer to the host memory location where the requested information should be written.

Returns:

Return Value	Meaning
CUBLAS_STATUS_SUCCESS	The requested <code>libraryPropertyType</code> information is successfully written at the provided address.
CUBLAS_STATUS_INVALID_VALUE	Invalid value of the type input argument.

See `cublasStatus_t` for a complete list of valid return codes.

3.4.5. cublasLtGetVersion()

```
size_t cublasLtGetVersion(void);
```

This function returns the version number of **cuBLASLt** library.

Parameters: None.

Returns: `size_t` - The version number of **cuBLASLt** library.

3.4.6. `cublasLtMatmul()`

```
cublasStatus_t cublasLtMatmul(
    cublasLtHandle_t          lightHandle,
    cublasLtMatmulDesc_t     computeDesc,
    const void                *alpha,
    const void                *A,
    cublasLtMatrixLayout_t   Adesc,
    const void                *B,
    cublasLtMatrixLayout_t   Bdesc,
    const void                *beta,
    const void                *C,
    cublasLtMatrixLayout_t   Cdesc,
    void                      *D,
    cublasLtMatrixLayout_t   Ddesc,
    const cublasLtMatmulAlgo_t algo,
    void                      *workspace,
    size_t                    workspaceSizeInBytes,
    cudaStream_t              stream);
```

This function computes the matrix multiplication of matrices **A** and **B** to produce the the output matrix **D**, according to the following operation:

$$D = \alpha * (A * B) + \beta * (C),$$

where **A**, **B**, and **C** are input matrices, and **alpha** and **beta** are input scalars.



This function currently only supports the case where $C == D$ and $Cdesc == Ddesc$.

Datatypes Supported:

`cublasLtMatmul` supports the following `computeType`, `scaleType`, `Atype/Btype`, and `Ctype`:

Table 1 When **A**, **B**, **C**, and **D** are Regular Column- or Row-major Matrices

<code>computeType</code>	<code>scaleType</code>	<code>Atype/Btype</code>	<code>Ctype</code>	Bias Type ⁵
CUBLAS_COMPUTE_16F or CUBLAS_COMPUTE_16F_PEDANTIC	CUDA_R_16F	CUDA_R_16F	CUDA_R_16F	CUDA_R_16F ⁵
CUBLAS_COMPUTE_32I or CUBLAS_COMPUTE_32I_PEDANTIC	CUDA_R_32I ¹	CUDA_R_8I	CUDA_R_32I	Non-default epilogue not supported.
	CUDA_R_32F ²	CUDA_R_8I ²	CUDA_R_8I ²	Non-default epilogue not supported.
CUBLAS_COMPUTE_32F or CUBLAS_COMPUTE_32F_PEDANTIC	CUDA_R_32F	CUDA_R_16BF	CUDA_R_16BF	CUDA_R_16BF ⁵

computeType	scaleType	Atype/Btype	Ctype	Bias Type ⁵
CUBLAS_COMPUTE_32F_PEDANTIC		CUDA_R_16F	CUDA_R_16F	CUDA_R_16F ⁵
		CUDA_R_8I	CUDA_R_32F	Non-default epilogue not supported.
		CUDA_R_16BF	CUDA_R_32F	CUDA_R_32F ⁵
		CUDA_R_16F	CUDA_R_32F	CUDA_R_32F ⁵
		CUDA_R_32F	CUDA_R_32F	CUDA_R_32F ⁵
	CUDA_C_32F ⁶	CUDA_C_8I ⁶	CUDA_C_32F ⁶	Non-default epilogue not supported.
		CUDA_C_32F ⁶	CUDA_C_32F ⁶	
CUBLAS_COMPUTE_32F_FAST_16F or CUBLAS_COMPUTE_32F_FAST_16BF or CUBLAS_COMPUTE_32F_FAST_TF32	CUDA_R_32F	CUDA_R_32F	CUDA_R_32F	CUDA_R_32F ⁵
	CUDA_C_32F ⁶	CUDA_C_32F ⁶	CUDA_C_32F ⁶	Non-default epilogue not supported.
		CUDA_R_64F	CUDA_R_64F	
CUBLAS_COMPUTE_64F or CUBLAS_COMPUTE_64F_PEDANTIC	CUDA_C_64F ⁶	CUDA_C_64F ⁶	CUDA_C_64F ⁶	

See below table when using IMMA kernels. To use IMMA kernels, use computeType = CUDA_R_32I and CUBLASLT_ORDER_COL32 for matrices A,C,D, and CUBLASLT_ORDER_COL4_4R2_8C (on Turing or Ampere architecture) or CUBLASLT_ORDER_COL32_2R_4R4 (on Ampere architecture) for matrix B. Matmul descriptor must specify CUBLAS_OP_T on matrix B and CUBLAS_OP_N (default) on matrix A and C.

Table 2 When A, B, C, and D Use Layouts for IMMA

computeType	scaleType	Atype/Btype	Ctype	Bias Type ³
CUBLAS_COMPUTE_32I or CUBLAS_COMPUTE_32I_PEDANTIC	CUDA_R_32I ¹	CUDA_R_8I	CUDA_R_32I	Non-default epilogue not supported.
	CUDA_R_32F ³	CUDA_R_8I	CUDA_R_8I	CUDA_R_32F ³

And finally, see below table when A,B,C,D are planar complex matrices (see CUBLASLT_MATRIX_LAYOUT_PLANE_OFFSET) to make use of mixed precision tensor core acceleration.

Table 3 When A, B, C, and D are Planar Complex Matrices

computeType	scaleType	Atype/Btype	Ctype
CUBLAS_COMPUTE_32F	CUDA_C_32F	CUDA_C_16F ^{4, 6}	CUDA_C_16F ^{4, 6}
			CUDA_C_32F ^{4, 6}
		CUDA_C_16BF ^{4, 6}	CUDA_C_16BF ^{4, 6}
			CUDA_C_32F ^{4, 6}

NOTES:

- When scaleType is `CUDA_R_32I` only values 0 or 1 are allowed for `alpha` and `beta`.
- When using regular memory order and when compute type is `32I`, input type is `R_8I` and output type is `R_8I`, only "TN" format is supported - "A" must be transposed and "B" non-transposed.
- IMMA kernel with `computeType=32I` and `Ctype=CUDA_R_8I` supports per row scaling (see `CUBLASLT_POINTER_MODE_DEVICE_VECTOR` and `CUBLASLT_POINTER_MODE_ALPHA_DEVICE_VECTOR_BETA_ZERO` in `cublasLtPointerMode_t`) as well as ReLU and Bias epilogue modes (see `CUBLASLT_MATMUL_DESC_EPILOGUE` in `cublasLtMatmulDescAttributes_t`).
- These can only be used with planar layout (`CUBLASLT_MATRIX_LAYOUT_PLANE_OFFSET != 0`).
- ReLU and Bias epilogue modes (see `CUBLASLT_MATMUL_DESC_EPILOGUE` in `cublasLtMatmulDescAttributes_t`) are not supported when D matrix memory order is defined as `CUBLASLT_ORDER_ROW`. For best performance when using `CUBLASLT_EPILOGUE_BIAS` or `CUBLASLT_EPILOGUE_RELU_BIAS`, specify `beta == 0` and `CUBLASLT_POINTER_MODE_HOST`.
- Use of `CUBLAS_ORDER_ROW` together with `CUBLAS_OP_C` (hermitian operator) is not supported unless all of A, B, C, D matrices are defined with `CUBLAS_ORDER_ROW`.

Parameters:

Parameter	Memory	Input / Output	Description
lightHandle		Input	Pointer to the allocated cuBLASLt handle for the cuBLASLt context. See <code>cublasLtHandle_t</code> .
computeDesc		Input	Handle to a previously created matrix multiplication descriptor of type <code>cublasLtMatmulDesc_t</code> .
alpha, beta	Device or host	Input	Pointers to the scalars used in the multiplication.
A, B, and C	Device	Input	Pointers to the GPU memory associated with the corresponding descriptors <code>Adesc</code> , <code>Bdesc</code> and <code>Cdesc</code> .
Adesc, Bdesc and Cdesc.		Input	Handles to the previous created descriptors of the type <code>cublasLtMatrixLayout_t</code> .

Parameter	Memory	Input / Output	Description
D	Device	Output	Pointer to the GPU memory associated with the descriptor Ddesc.
Ddesc		Input	Handle to the previous created descriptor of the type <code>cublasLtMatrixLayout_t</code> .
algo		Input	Handle for matrix multiplication algorithm to be used. See <code>cublasLtMatmulAlgo_t</code> . When NULL, an implicit heuristics query with default search preferences will be performed to determine actual algorithm to use.
workspace	Device		Pointer to the workspace buffer allocated in the GPU memory. Pointer must be 16B aligned (i.e. lowest 4 bits of address must be 0).
workspaceSizeInBytes		Input	Size of the workspace.
stream	Host	Input	The CUDA stream where all the GPU work will be submitted.

Returns:

Return Value	Description
CUBLAS_STATUS_NOT_INITIALIZED	If cuBLASLt handle has not been initialized.
CUBLAS_STATUS_INVALID_VALUE	If the parameters are in conflict or in an impossible configuration. For example, when <code>workspaceSizeInBytes</code> is less than workspace required by the configured algo.
CUBLAS_STATUS_NOT_SUPPORTED	If the current implementation on the selected device doesn't support the configured operation.
CUBLAS_STATUS_ARCH_MISMATCH	If the configured operation cannot be run using the selected device.
CUBLAS_STATUS_EXECUTION_FAILED	If CUDA reported an execution error from the device.
CUBLAS_STATUS_SUCCESS	If the operation completed successfully.

See `cublasStatus_t` for a complete list of valid return codes.

3.4.7. cublasLtMatmulAlgoCapGetAttribute()

```
cublasStatus_t cublasLtMatmulAlgoCapGetAttribute(
    const cublasLtMatmulAlgo_t *algo,
    cublasLtMatmulAlgoCapAttributes_t attr,
    void *buf,
    size_t sizeInBytes,
    size_t *sizeWritten);
```

This function returns the value of the queried capability attribute for an initialized `cublasLtMatmulAlgo_t` descriptor structure. The capability attribute value is retrieved from the enumerated type `cublasLtMatmulAlgoCapAttributes_t`.

For example, to get list of supported Tile IDs:

```
cublasLtMatmulTile_t tiles[CUBLASLT_MATMUL_TILE_END];
size_t num_tiles, size_written;
if (cublasLtMatmulAlgoCapGetAttribute(algo, CUBLASLT_ALGO_CAP_TILE_IDS,
    tiles, sizeof(tiles), &size_written) == CUBLAS_STATUS_SUCCESS) {
    num_tiles = size_written / sizeof(tiles[0]);}
```

Parameters:

Parameter	Memory	Input / Output	Description
<code>algo</code>		Input	Pointer to the previously created opaque structure holding the matrix multiply algorithm descriptor. See <code>cublasLtMatmulAlgo_t</code> .
<code>attr</code>		Input	The capability attribute whose value will be retrieved by this function. See <code>cublasLtMatmulAlgoCapAttributes_t</code> .
<code>buf</code>		Output	The attribute value returned by this function.
<code>sizeInBytes</code>		Input	Size of <code>buf</code> buffer (in bytes) for verification.
<code>sizeWritten</code>		Output	Valid only when the return value is <code>CUBLAS_STATUS_SUCCESS</code> . If <code>sizeInBytes</code> is non-zero: then <code>sizeWritten</code> is the number of bytes actually written; if <code>sizeInBytes</code> is 0: then <code>sizeWritten</code> is the number of bytes needed to write full contents.

Returns:

Return Value	Description
<code>CUBLAS_STATUS_INVALID_VALUE</code>	<ul style="list-style-type: none"> If <code>sizeInBytes</code> is 0 and <code>sizeWritten</code> is NULL, or


Return Value	Description
CUBLAS_STATUS_SUCCESS	<ul style="list-style-type: none"> ▶ if <code>sizeInBytes</code> is non-zero and <code>buf</code> is NULL, or ▶ <code>sizeInBytes</code> doesn't match size of internal storage for the selected attribute <p>If attribute's value was successfully written to user memory.</p>

See `cublasStatus_t` for a complete list of valid return codes.

3.4.8. `cublasLtMatmulAlgoCheck()`

```
cublasStatus_t cublasLtMatmulAlgoCheck(
    cublasLtHandle_t lightHandle,
    cublasLtMatmulDesc_t operationDesc,
    cublasLtMatrixLayout_t Adesc,
    cublasLtMatrixLayout_t Bdesc,
    cublasLtMatrixLayout_t Cdesc,
    cublasLtMatrixLayout_t Ddesc,
    const cublasLtMatmulAlgo_t *algo,
    cublasLtMatmulHeuristicResult_t *result);
```

This function performs the correctness check on the matrix multiply algorithm descriptor for the matrix multiply operation `cublasLtMatmul()` function with the given input matrices A, B and C, and the output matrix D. It checks whether the descriptor is supported on the current device, and returns the result containing the required workspace and the calculated wave count.

 CUBLAS_STATUS_SUCCESS doesn't fully guarantee that the algo will run. The algo will fail if, for example, the buffers are not correctly aligned. However, if `cublasLtMatmulAlgoCheck` fails, the algo will not run.

Parameters:

Parameter	Memory	Input / Output	Description
<code>lightHandle</code>		Input	Pointer to the allocated cuBLASLt handle for the cuBLASLt context. See <code>cublasLtHandle_t</code> .
<code>operationDesc</code>		Input	Handle to a previously created matrix multiplication descriptor of type <code>cublasLtMatmulDesc_t</code> .
<code>Adesc, Bdesc, Cdesc, and Ddesc</code>		Input	Handles to the previously created matrix layout descriptors of the type <code>cublasLtMatrixLayout_t</code> .
<code>preference</code>		Input	Pointer to the structure holding the matrix multiply preferences

Parameter	Memory	Input / Output	Description
algo		Input	descriptor. See <code>cublasLtMatrixLayout_t</code> . Descriptor which specifies which matrix multiplication algorithm should be used. See <code>cublasLtMatmulAlgo_t</code> . May point to result # algo.
result		Output	Pointer to the structure holding the results returned by this function. The results comprise of the required workspace and the calculated wave count. The algo field is never updated. See <code>cublasLtMatmulHeuristicResult_t</code> .

Returns:

Return Value	Description
CUBLAS_STATUS_INVALID_VALUE	If matrix layout descriptors or the operation descriptor do not match the algo descriptor.
CUBLAS_STATUS_NOT_SUPPORTED	If the algo configuration or data type combination is not currently supported on the given device.
CUBLAS_STATUS_ARCH_MISMATCH	If the algo configuration cannot be run using the selected device.
CUBLAS_STATUS_SUCCESS	If the check was successful.

See `cublasStatus_t` for a complete list of valid return codes.

3.4.9. `cublasLtMatmulAlgoConfigGetAttribute()`

```
cublasStatus_t cublasLtMatmulAlgoConfigGetAttribute(
    cublasLtMatmulAlgo_t *algo,
    cublasLtMatmulAlgoConfigAttributes_t attr,
    void *buf,
    size_t sizeInBytes,
    size_t *sizeWritten);
```

This function returns the value of the queried configuration attribute for an initialized `cublasLtMatmulAlgo_t` descriptor. The configuration attribute value is retrieved from the enumerated type `cublasLtMatmulAlgoConfigAttributes_t`.

Parameters:

Parameter	Memory	Input / Output	Description
algo		Input	Pointer to the previously created opaque structure

Parameter	Memory	Input / Output	Description
attr		Input	holding the matrix multiply algorithm descriptor. See <code>cublasLtMatmulAlgo_t</code> . The configuration attribute whose value will be retrieved by this function. See <code>cublasLtMatmulAlgoConfigAttributes_t</code> .
buf		Output	The attribute value returned by this function.
sizeInBytes		Input	Size of <code>buf</code> buffer (in bytes) for verification.
sizeWritten		Output	Valid only when the return value is <code>CUBLAS_STATUS_SUCCESS</code> . If <code>sizeInBytes</code> is non-zero: then <code>sizeWritten</code> is the number of bytes actually written; if <code>sizeInBytes</code> is 0: then <code>sizeWritten</code> is the number of bytes needed to write full contents.

Returns:

Return Value	Description
<code>CUBLAS_STATUS_INVALID_VALUE</code>	<ul style="list-style-type: none"> ▶ If <code>sizeInBytes</code> is 0 and <code>sizeWritten</code> is NULL, or ▶ if <code>sizeInBytes</code> is non-zero and <code>buf</code> is NULL, or ▶ <code>sizeInBytes</code> doesn't match size of internal storage for the selected attribute
<code>CUBLAS_STATUS_SUCCESS</code>	If attribute's value was successfully written to user memory.

See `cublasStatus_t` for a complete list of valid return codes.

3.4.10. `cublasLtMatmulAlgoConfigSetAttribute()`

```
cublasStatus_t cublasLtMatmulAlgoConfigSetAttribute(
    cublasLtMatmulAlgo_t *algo,
    cublasLtMatmulAlgoConfigAttributes_t attr,
    const void *buf,
    int sizeInBytes);
```

This function sets the value of the specified configuration attribute for an initialized `cublasLtMatmulAlgo_t` descriptor. The configuration attribute is an enumerant of the type `cublasLtMatmulAlgoConfigAttributes_t`.

Parameters:

Parameter	Memory	Input / Output	Description
<code>algo</code>		Input	Pointer to the previously created opaque structure holding the matrix multiply algorithm descriptor. See <code>cublasLtMatmulAlgo_t</code> .
<code>attr</code>		Input	The configuration attribute whose value will be set by this function. See <code>cublasLtMatmulAlgoConfigAttributes_t</code> .
<code>buf</code>		Input	The value to which the configuration attribute should be set.
<code>sizeInBytes</code>		Input	Size of <code>buf</code> buffer (in bytes) for verification.

Returns:

Return Value	Description
<code>CUBLAS_STATUS_INVALID_VALUE</code>	If <code>buf</code> is NULL or <code>sizeInBytes</code> doesn't match the size of the internal storage for the selected attribute.
<code>CUBLAS_STATUS_SUCCESS</code>	If the attribute was set successfully.

See `cublasStatus_t` for a complete list of valid return codes.

3.4.11. `cublasLtMatmulAlgoGetHeuristic()`

```
cublasStatus_t cublasLtMatmulAlgoGetHeuristic(
    cublasLtHandle_t lightHandle,
    cublasLtMatmulDesc_t operationDesc,
    cublasLtMatrixLayout_t Adesc,
    cublasLtMatrixLayout_t Bdesc,
    cublasLtMatrixLayout_t Cdesc,
    cublasLtMatrixLayout_t Ddesc,
    cublasLtMatmulPreference_t preference,
    int requestedAlgoCount,
    cublasLtMatmulHeuristicResult_t heuristicResultsArray[],
    int *returnAlgoCount);
```

This function retrieves the possible algorithms for the matrix multiply operation `cublasLtMatmul()` function with the given input matrices A, B and C, and the output matrix D. The output is placed in `heuristicResultsArray[]` in the order of increasing estimated compute time.

Parameters:

Parameter	Memory	Input / Output	Description
lightHandle		Input	Pointer to the allocated cuBLASLt handle for the cuBLASLt context. See <code>cublasLtHandle_t</code> .
operationDesc		Input	Handle to a previously created matrix multiplication descriptor of type <code>cublasLtMatmulDesc_t</code> .
Adesc, Bdesc, Cdesc, and Ddesc		Input	Handles to the previously created matrix layout descriptors of the type <code>cublasLtMatrixLayout_t</code> .
preference		Input	Pointer to the structure holding the heuristic search preferences descriptor. See <code>cublasLtMatrixLayout_t</code> .
requestedAlgoCount		Input	Size of the <code>heuristicResultsArray</code> (in elements). This is the requested maximum number of algorithms to return.
heuristicResultsArray[]		Output	Array containing the algorithm heuristics and associated runtime characteristics, returned by this function, in the order of increasing estimated compute time.
returnAlgoCount		Output	Number of algorithms returned by this function. This is the number of <code>heuristicResultsArray</code> elements written.

Returns:

Return Value	Description
CUBLAS_STATUS_INVALID_VALUE	If <code>requestedAlgoCount</code> is less or equal to zero.
CUBLAS_STATUS_NOT_SUPPORTED	If no heuristic function available for current configuration.
CUBLAS_STATUS_SUCCESS	If query was successful. Inspect <code>heuristicResultsArray[0 to (returnAlgoCount - 1)].state</code> for the status of the results.

See `cublasStatus_t` for a complete list of valid return codes.

3.4.12. `cublasLtMatmulAlgoGetIds()`

```

cublasStatus_t cublasLtMatmulAlgoGetIds(
    cublasLtHandle_t lightHandle,
    cublasComputeType_t computeType,
    cudaDataType_t scaleType,
    cudaDataType_t Atype,
    cudaDataType_t Btype,
    cudaDataType_t Ctype,
    cudaDataType_t Dtype,
    int requestedAlgoCount,
    int algoIdsArray[],
    int *returnAlgoCount);

```

This function retrieves the IDs of all the matrix multiply algorithms that are valid, and can potentially be run by the `cublasLtMatmul()` function, for given types of the input matrices A, B and C, and of the output matrix D.

Note: the IDs are returned in no particular order. To make sure the best possible algo is contained in the list, make `requestedAlgoCount` large enough to receive the full list. The list is guaranteed to be full if `returnAlgoCount < requestedAlgoCount` .

Parameters:

Parameter	Memory	Input / Output	Description
<code> lightHandle </code>		Input	Pointer to the allocated cuBLASLt handle for the cuBLASLt context. See <code> cublasLtHandle_t </code> .
<code> computeType, scaleType, Atype, Btype, Ctype, and Dtype </code>		Inputs	Data types of the computation type, scaling factors and of the operand matrices. See <code> cudaDataType_t </code> .
<code> requestedAlgoCount </code>		Input	Number of algorithms requested. Must be > 0.
<code> algoIdsArray[] </code>		Output	Array containing the algorithm IDs returned by this function.
<code> returnAlgoCount </code>		Output	Number of algorithms actually returned by this function.

Returns:

Return Value	Description
<code> CUBLAS_STATUS_INVALID_VALUE </code>	If <code> requestedAlgoCount </code> is less or equal to zero.
<code> CUBLAS_STATUS_SUCCESS </code>	If query was successful. Inspect <code> returnAlgoCount </code> to get actual number of IDs available.

See `cublasStatus_t` for a complete list of valid return codes.

3.4.13. cublasLtMatmulAlgoInit()

```
cublasStatus_t cublasLtMatmulAlgoInit(
    cublasLtHandle_t lightHandle,
    cublasComputeType_t computeType,
    cudaDataType_t scaleType,
    cudaDataType_t Atype,
    cudaDataType_t Btype,
    cudaDataType_t Ctype,
    cudaDataType_t Dtype,
    int algoId,
    cublasLtMatmulAlgo_t *algo);
```

This function initializes the matrix multiply algorithm structure for the `cublasLtMatmul()`, for a specified matrix multiply algorithm and input matrices A, B and C, and the output matrix D.

Parameters:

Parameter	Memory	Input / Output	Description
lightHandle		Input	Pointer to the allocated cuBLASLt handle for the cuBLASLt context. See cublasLtHandle_t .
computeType		Input	Compute type. See <code>CUBLASLT_MATMUL_DESC_COMPUTE_TYPE</code> of cublasLtMatmulDescAttributes_t .
scaleType		Input	Scale type. See <code>CUBLASLT_MATMUL_DESC_SCALE_TYPEOF</code> of cublasLtMatmulDescAttributes_t . Usually same as computeType.
Atype, Btype, Ctype, and Dtype		Input	Datatype precision for the input and output matrices. See cudaDataType_t .
algoId		Input	Specifies the algorithm being initialized. Should be a valid <code>algoId</code> returned by the cublasLtMatmulAlgoGetIds() function.
algo		Input	Pointer to the opaque structure to be initialized. See cublasLtMatmulAlgo_t .

Returns:

Return Value	Description
CUBLAS_STATUS_INVALID_VALUE	If <code>algo</code> is NULL or <code>algoId</code> is outside the recognized range.

Return Value	Description
CUBLAS_STATUS_NOT_SUPPORTED	If <code>alignId</code> is not supported for given combination of data types.
CUBLAS_STATUS_SUCCESS	If the structure was successfully initialized.

See `cublasStatus_t` for a complete list of valid return codes.

3.4.14. `cublasLtMatmulDescCreate()`

```
cublasStatus_t cublasLtMatmulDescCreate( cublasLtMatmulDesc_t *matmulDesc,
                                         cublasComputeType_t computeType,
                                         cudaDataType_t scaleType);
```

This function creates a matrix multiply descriptor by allocating the memory needed to hold its opaque structure.

Parameters:

Parameter	Memory	Input / Output	Description
<code>matmulDesc</code>		Output	Pointer to the structure holding the matrix multiply descriptor created by this function. See <code>cublasLtMatmulDesc_t</code> .
<code>computeType</code>		Input	Enumerant that specifies the data precision for the matrix multiply descriptor this function creates. See <code>cublasComputeType_t</code> .
<code>scaleType</code>		Input	Enumerant that specifies the data precision for the matrix transform descriptor this function creates. See <code>cudaDataType</code> .

Returns:

Return Value	Description
CUBLAS_STATUS_ALLOC_FAILED	If memory could not be allocated.
CUBLAS_STATUS_SUCCESS	If the descriptor was created successfully.

See `cublasStatus_t` for a complete list of valid return codes.

3.4.15. `cublasLtMatmulDescInit()`

```
cublasStatus_t cublasLtMatmulDescInit( cublasLtMatmulDesc_t matmulDesc,
                                         cublasComputeType_t computeType,
                                         cudaDataType_t scaleType);
```

This function initializes a matrix multiply descriptor in a previously allocated one.

Parameters:

Parameter	Memory	Input / Output	Description
matmulDesc		Output	Pointer to the structure holding the matrix multiply descriptor initialized by this function. See <code>cublasLtMatmulDesc_t</code> .
computeType		Input	Enumerant that specifies the data precision for the matrix multiply descriptor this function initializes. See <code>cublasComputeType_t</code> .
scaleType		Input	Enumerant that specifies the data precision for the matrix transform descriptor this function initializes. See <code>cudaDataType</code> .

Returns:

Return Value	Description
CUBLAS_STATUS_ALLOC_FAILED	If memory could not be allocated.
CUBLAS_STATUS_SUCCESS	If the descriptor was created successfully.

See `cublasStatus_t` for a complete list of valid return codes.

3.4.16. `cublasLtMatmulDescDestroy()`

```
cublasStatus_t cublasLtMatmulDescDestroy(
    cublasLtMatmulDesc_t matmulDesc);
```

This function destroys a previously created matrix multiply descriptor object.

Parameters:

Parameter	Memory	Input / Output	Description
matmulDesc		Input	Pointer to the structure holding the matrix multiply descriptor that should be destroyed by this function. See <code>cublasLtMatmulDesc_t</code> .

Returns:

Return Value	Description
CUBLAS_STATUS_SUCCESS	If operation was successful.

See `cublasStatus_t` for a complete list of valid return codes.

3.4.17. `cublasLtMatmulDescGetAttribute()`

```
cublasStatus_t cublasLtMatmulDescGetAttribute(
    cublasLtMatmulDesc_t matmulDesc,
    cublasLtMatmulDescAttributes_t attr,
    const void *buf,
    size_t sizeInBytes,
    size_t *sizeWritten);
```

This function returns the value of the queried attribute belonging to a previously created matrix multiply descriptor.

Parameters:

Parameter	Memory	Input / Output	Description
<code>matmulDesc</code>		Input	Pointer to the previously created structure holding the matrix multiply descriptor queried by this function. See <code>cublasLtMatmulDesc_t</code> .
<code>attr</code>		Input	The attribute that will be retrieved by this function. See <code>cublasLtMatmulDescAttributes_t</code> .
<code>buf</code>		Output	Memory address containing the attribute value retrieved by this function.
<code>sizeInBytes</code>		Input	Size of <code>buf</code> buffer (in bytes) for verification.
<code>sizeWritten</code>		Output	Valid only when the return value is <code>CUBLAS_STATUS_SUCCESS</code> . If <code>sizeInBytes</code> is non-zero: then <code>sizeWritten</code> is the number of bytes actually written; if <code>sizeInBytes</code> is 0: then <code>sizeWritten</code> is the number of bytes needed to write full contents.

Returns:

Return Value	Description
<code>CUBLAS_STATUS_INVALID_VALUE</code>	<ul style="list-style-type: none"> ▶ If <code>sizeInBytes</code> is 0 and <code>sizeWritten</code> is NULL, or ▶ if <code>sizeInBytes</code> is non-zero and <code>buf</code> is NULL, or

Return Value	Description
CUBLAS_STATUS_SUCCESS	<ul style="list-style-type: none"> ▶ <code>sizeInBytes</code> doesn't match size of internal storage for the selected attribute <p>If attribute's value was successfully written to user memory.</p>

See `cublasStatus_t` for a complete list of valid return codes.

3.4.18. `cublasLtMatmulDescSetAttribute()`

```
cublasStatus_t cublasLtMatmulDescSetAttribute(
    cublasLtMatmulDesc_t matmulDesc,
    cublasLtMatmulDescAttributes_t attr,
    const void *buf,
    size_t sizeInBytes);
```

This function sets the value of the specified attribute belonging to a previously created matrix multiply descriptor.

Parameters:

Parameter	Memory	Input / Output	Description
<code>matmulDesc</code>		Input	Pointer to the previously created structure holding the matrix multiply descriptor queried by this function. See <code>cublasLtMatmulDesc_t</code> .
<code>attr</code>		Input	The attribute that will be set by this function. See <code>cublasLtMatmulDescAttributes_t</code> .
<code>buf</code>		Input	The value to which the specified attribute should be set.
<code>sizeInBytes</code>		Input	Size of <code>buf</code> buffer (in bytes) for verification.

Returns:

Return Value	Description
CUBLAS_STATUS_INVALID_VALUE	If <code>buf</code> is NULL or <code>sizeInBytes</code> doesn't match the size of the internal storage for the selected attribute.
CUBLAS_STATUS_SUCCESS	If the attribute was set successfully.

See `cublasStatus_t` for a complete list of valid return codes.

3.4.19. cublasLtMatmulPreferenceCreate()

```
cublasStatus_t cublasLtMatmulPreferenceCreate(
    cublasLtMatmulPreference_t *pref);
```

This function creates a matrix multiply heuristic search preferences descriptor by allocating the memory needed to hold its opaque structure.

Parameters:

Parameter	Memory	Input / Output	Description
pref		Output	Pointer to the structure holding the matrix multiply preferences descriptor created by this function. See <code>cublasLtMatrixLayout_t</code> .

Returns:

Return Value	Description
CUBLAS_STATUS_ALLOC_FAILED	If memory could not be allocated.
CUBLAS_STATUS_SUCCESS	If the descriptor was created successfully.

See `cublasStatus_t` for a complete list of valid return codes.

3.4.20. cublasLtMatmulPreferenceInit()

```
cublasStatus_t cublasLtMatmulPreferenceInit(
    cublasLtMatmulPreference_t pref);
```

This function initializes a matrix multiply heuristic search preferences descriptor in a previously allocated one.

Parameters:

Parameter	Memory	Input / Output	Description
pref		Output	Pointer to the structure holding the matrix multiply preferences descriptor created by this function. See <code>cublasLtMatrixLayout_t</code> .

Returns:

Return Value	Description
CUBLAS_STATUS_ALLOC_FAILED	If memory could not be allocated.
CUBLAS_STATUS_SUCCESS	If the descriptor was created successfully.

See `cublasStatus_t` for a complete list of valid return codes.

3.4.21. cublasLtMatmulPreferenceDestroy()

```
cublasStatus_t cublasLtMatmulPreferenceDestroy(
    cublasLtMatmulPreference_t pref);
```

This function destroys a previously created matrix multiply preferences descriptor object.

Parameters:

Parameter	Memory	Input / Output	Description
pref		Input	Pointer to the structure holding the matrix multiply preferences descriptor that should be destroyed by this function. See cublasLtMatmulPreference_t .

Returns:

Return Value	Description
CUBLAS_STATUS_SUCCESS	If the operation was successful.

See [cublasStatus_t](#) for a complete list of valid return codes.

3.4.22. cublasLtMatmulPreferenceGetAttribute()

```
cublasStatus_t cublasLtMatmulPreferenceGetAttribute(
    cublasLtMatmulPreference_t pref,
    cublasLtMatmulPreferenceAttributes_t attr,
    const void *buf,
    size_t sizeInBytes,
    size_t *sizeWritten);
```

This function returns the value of the queried attribute belonging to a previously created matrix multiply heuristic search preferences descriptor.

Parameters:

Parameter	Memory	Input / Output	Description
pref		Input	Pointer to the previously created structure holding the matrix multiply heuristic search preferences descriptor queried by this function. See cublasLtMatmulPreference_t .
attr		Input	The attribute that will be queried by this function. See cublasLtMatmulPreferenceAttributes_t .

Parameter	Memory	Input / Output	Description
buf		Output	Memory address containing the attribute value retrieved by this function.
sizeInBytes		Input	Size of <code>buf</code> buffer (in bytes) for verification.
sizeWritten		Output	Valid only when the return value is <code>CUBLAS_STATUS_SUCCESS</code> . If <code>sizeInBytes</code> is non-zero: then <code>sizeWritten</code> is the number of bytes actually written; if <code>sizeInBytes</code> is 0: then <code>sizeWritten</code> is the number of bytes needed to write full contents.

Returns:

Return Value	Description
<code>CUBLAS_STATUS_INVALID_VALUE</code>	<ul style="list-style-type: none"> ▶ If <code>sizeInBytes</code> is 0 and <code>sizeWritten</code> is NULL, or ▶ if <code>sizeInBytes</code> is non-zero and <code>buf</code> is NULL, or ▶ <code>sizeInBytes</code> doesn't match size of internal storage for the selected attribute
<code>CUBLAS_STATUS_SUCCESS</code>	If attribute's value was successfully written to user memory.

See `cublasStatus_t` for a complete list of valid return codes.

3.4.23. `cublasLtMatmulPreferenceSetAttribute()`

```
cublasStatus_t cublasLtMatmulPreferenceSetAttribute(
    cublasLtMatmulPreference_t pref,
    cublasLtMatmulPreferenceAttributes_t attr,
    const void *buf,
    size_t sizeInBytes);
```

This function sets the value of the specified attribute belonging to a previously created matrix multiply preferences descriptor.

Parameters:

Parameter	Memory	Input / Output	Description
pref		Input	Pointer to the previously created structure holding the matrix multiply preferences descriptor queried

Parameter	Memory	Input / Output	Description
attr		Input	by this function. See <code>cublasLtMatmulPreference_t</code> . The attribute that will be set by this function. See <code>cublasLtMatmulPreferenceAttributes_t</code> .
buf		Input	The value to which the specified attribute should be set.
sizeInBytes		Input	Size of <code>buf</code> buffer (in bytes) for verification.

Returns:

Return Value	Description
CUBLAS_STATUS_INVALID_VALUE	If <code>buf</code> is NULL or <code>sizeInBytes</code> doesn't match the size of the internal storage for the selected attribute.
CUBLAS_STATUS_SUCCESS	If the attribute was set successfully.

See `cublasStatus_t` for a complete list of valid return codes.

3.4.24. cublasLtMatrixLayoutCreate()

```
cublasStatus_t cublasLtMatrixLayoutCreate( cublasLtMatrixLayout_t *matLayout,
                                           cudaDataType type,
                                           uint64_t rows,
                                           uint64_t cols,
                                           int64_t ld);
```

This function creates a matrix layout descriptor by allocating the memory needed to hold its opaque structure.

Parameters:

Parameter	Memory	Input / Output	Description
matLayout		Output	Pointer to the structure holding the matrix layout descriptor created by this function. See <code>cublasLtMatrixLayout_t</code> .
type		Input	Enumerant that specifies the data precision for the matrix layout descriptor this function creates. See <code>cudaDataType</code> .
rows, cols		Input	Number of rows and columns of the matrix.

Parameter	Memory	Input / Output	Description
ld		Input	The leading dimension of the matrix. In column major layout, this is the number of elements to jump to reach the next column. Thus $ld \geq m$ (number of rows).

Returns:

Return Value	Description
CUBLAS_STATUS_ALLOC_FAILED	If the memory could not be allocated.
CUBLAS_STATUS_SUCCESS	If the descriptor was created successfully.

See `cublasStatus_t` for a complete list of valid return codes.

3.4.25. cublasLtMatrixLayoutInit()

```
cublasStatus_t cublasLtMatrixLayoutInit( cublasLtMatrixLayout_t matLayout,
                                         cudaDataType type,
                                         uint64_t rows,
                                         uint64_t cols,
                                         int64_t ld);
```

This function initializes a matrix layout descriptor in a previously allocated one.

Parameters:

Parameter	Memory	Input / Output	Description
matLayout		Output	Pointer to the structure holding the matrix layout descriptor initialized by this function. See <code>cublasLtMatrixLayout_t</code> .
type		Input	Enumerant that specifies the data precision for the matrix layout descriptor this function initializes. See <code>cudaDataType</code> .
rows, cols		Input	Number of rows and columns of the matrix.
ld		Input	The leading dimension of the matrix. In column major layout, this is the number of elements to jump to reach the next column. Thus $ld \geq m$ (number of rows).

Returns:

Return Value	Description
CUBLAS_STATUS_ALLOC_FAILED	If the memory could not be allocated.
CUBLAS_STATUS_SUCCESS	If the descriptor was created successfully.

See `cublasStatus_t` for a complete list of valid return codes.

3.4.26. `cublasLtMatrixLayoutDestroy()`

```
cublasStatus_t cublasLtMatrixLayoutDestroy(
    cublasLtMatrixLayout_t matLayout);
```

This function destroys a previously created matrix layout descriptor object.

Parameters:

Parameter	Memory	Input / Output	Description
<code>matLayout</code>		Input	Pointer to the structure holding the matrix layout descriptor that should be destroyed by this function. See <code>cublasLtMatrixLayout_t</code> .

Returns:

Return Value	Description
CUBLAS_STATUS_SUCCESS	If the operation was successful.

See `cublasStatus_t` for a complete list of valid return codes.

3.4.27. `cublasLtMatrixLayoutGetAttribute()`

```
cublasStatus_t cublasLtMatrixLayoutGetAttribute(
    cublasLtMatrixLayout_t matLayout,
    cublasLtMatrixLayoutAttribute_t attr,
    void *buf,
    size_t sizeInBytes,
    size_t *sizeWritten);
```

This function returns the value of the queried attribute belonging to the specified matrix layout descriptor.

Parameters:

Parameter	Memory	Input / Output	Description
<code>matLayout</code>		Input	Pointer to the previously created structure holding the matrix layout descriptor queried by this function. See <code>cublasLtMatrixLayout_t</code> .

Parameter	Memory	Input / Output	Description
attr		Input	The attribute being queried for. See <code>cublasLtMatrixLayoutAttribute_t</code> .
buf		Output	The attribute value returned by this function.
sizeInBytes		Input	Size of <code>buf</code> buffer (in bytes) for verification.
sizeWritten		Output	Valid only when the return value is <code>CUBLAS_STATUS_SUCCESS</code> . If <code>sizeInBytes</code> is non-zero: then <code>sizeWritten</code> is the number of bytes actually written; if <code>sizeInBytes</code> is 0: then <code>sizeWritten</code> is the number of bytes needed to write full contents.

Returns:

Return Value	Description
<code>CUBLAS_STATUS_INVALID_VALUE</code>	<ul style="list-style-type: none"> ▶ If <code>sizeInBytes</code> is 0 and <code>sizeWritten</code> is NULL, or ▶ if <code>sizeInBytes</code> is non-zero and <code>buf</code> is NULL, or ▶ <code>sizeInBytes</code> doesn't match size of internal storage for the selected attribute
<code>CUBLAS_STATUS_SUCCESS</code>	If attribute's value was successfully written to user memory.

See `cublasStatus_t` for a complete list of valid return codes.

3.4.28. `cublasLtMatrixLayoutSetAttribute()`

```
cublasStatus_t cublasLtMatrixLayoutSetAttribute(
    cublasLtMatrixLayout_t matLayout,
    cublasLtMatrixLayoutAttribute_t attr,
    void *buf,
    size_t *sizeInBytes);
```

This function sets the value of the specified attribute belonging to a previously created matrix layout descriptor.

Parameters:

Parameter	Memory	Input / Output	Description
matLayout		Input	Pointer to the previously created

Parameter	Memory	Input / Output	Description
attr		Input	structure holding the matrix layout descriptor queried by this function. See <code>cublasLtMatrixLayout_t</code> . The attribute that will be set by this function. See <code>cublasLtMatrixLayoutAttribute_t</code> .
buf		Input	The value to which the specified attribute should be set.
sizeInBytes		Input	Size of <code>buf</code> , the attribute buffer.

Returns:

Return Value	Description
CUBLAS_STATUS_INVALID_VALUE	If <code>buf</code> is NULL or <code>sizeInBytes</code> doesn't match size of internal storage for the selected attribute.
CUBLAS_STATUS_SUCCESS	If attribute was set successfully.

See `cublasStatus_t` for a complete list of valid return codes.

3.4.29. cublasLtMatrixTransform()

```
cublasStatus_t cublasLtMatrixTransform(
    cublasLtHandle_t lightHandle,
    cublasLtMatrixTransformDesc_t transformDesc,
    const void *alpha,
    const void *A,
    cublasLtMatrixLayout_t Adesc,
    const void *beta,
    const void *B,
    cublasLtMatrixLayout_t Bdesc,
    const void *C,
    cublasLtMatrixLayout_t Cdesc,
    cudaStream_t stream);
```

This function computes the matrix transformation operation on the input matrices **A** and **B**, to produce the output matrix **C**, according to the below operation:

$$\mathbf{C} = \mathbf{alpha} * \mathbf{transformation}(\mathbf{A}) + \mathbf{beta} * \mathbf{transformation}(\mathbf{B}),$$

where **A**, **B** are input matrices, and **alpha** and **beta** are input scalars. The transformation operation is defined by the `transformDesc` pointer. This function can be used to change the memory order of data or to scale and shift the values.

Parameters:

Parameter	Memory	Input / Output	Description
lightHandle		Input	Pointer to the allocated cuBLASLt handle for the

Parameter	Memory	Input / Output	Description
transformDesc		Input	cuBLASLt context. See <code>cublasLtHandle_t</code> . Pointer to the opaque descriptor holding the matrix transformation operation. See <code>cublasLtMatrixTransformDesc_t</code> .
alpha, beta	Device or host	Input	Pointers to the scalars used in the multiplication.
A, B, and C	Device	Input	Pointers to the GPU memory associated with the corresponding descriptors <code>Adesc</code> , <code>Bdesc</code> and <code>Cdesc</code> .
Adesc, Bdesc and Cdesc.		Input	Handles to the previous created descriptors of the type <code>cublasLtMatrixLayout_t</code> . <code>Adesc</code> or <code>Bdesc</code> can be NULL if corresponding pointer is NULL and corresponding scalar is zero.
stream	Host	Input	The CUDA stream where all the GPU work will be submitted.

Returns:

Return Value	Description
CUBLAS_STATUS_NOT_INITIALIZED	If cuBLASLt handle has not been initialized.
CUBLAS_STATUS_INVALID_VALUE	If the parameters are in conflict or in an impossible configuration. For example, when <code>a</code> is not NULL, but <code>Adesc</code> is NULL.
CUBLAS_STATUS_NOT_SUPPORTED	If the current implementation on the selected device does not support the configured operation.
CUBLAS_STATUS_ARCH_MISMATCH	If the configured operation cannot be run using the selected device.
CUBLAS_STATUS_EXECUTION_FAILED	If CUDA reported an execution error from the device.
CUBLAS_STATUS_SUCCESS	If the operation completed successfully.

See `cublasStatus_t` for a complete list of valid return codes.

3.4.30. cublasLtMatrixTransformDescCreate()

```
cublasStatus_t cublasLtMatrixTransformDescCreate(
    cublasLtMatrixTransformDesc_t *transformDesc,
    cudaDataType scaleType);
```

This function creates a matrix transform descriptor by allocating the memory needed to hold its opaque structure.

Parameters:

Parameter	Memory	Input / Output	Description
transformDesc		Output	Pointer to the structure holding the matrix transform descriptor created by this function. See <code>cublasLtMatrixTransformDesc_t</code> .
scaleType		Input	Enumerant that specifies the data precision for the matrix transform descriptor this function creates. See <code>cudaDataType</code> .

Returns:

Return Value	Description
CUBLAS_STATUS_ALLOC_FAILED	If memory could not be allocated.
CUBLAS_STATUS_SUCCESS	If the descriptor was created successfully.

See `cublasStatus_t` for a complete list of valid return codes.

3.4.31. cublasLtMatrixTransformDescInit()

```
cublasStatus_t cublasLtMatrixTransformDescInit(
    cublasLtMatrixTransformDesc_t transformDesc,
    cudaDataType scaleType);
```

This function initializes a matrix transform descriptor in a previously allocated one.

Parameters:

Parameter	Memory	Input / Output	Description
transformDesc		Output	Pointer to the structure holding the matrix transform descriptor initialized by this function. See <code>cublasLtMatrixTransformDesc_t</code> .
scaleType		Input	Enumerant that specifies the data precision for the matrix

Parameter	Memory	Input / Output	Description
			transform descriptor this function initializes. See <code>cudaDataType</code> .

Returns:

Return Value	Description
<code>CUBLAS_STATUS_ALLOC_FAILED</code>	If memory could not be allocated.
<code>CUBLAS_STATUS_SUCCESS</code>	If the descriptor was created successfully.

See `cublasStatus_t` for a complete list of valid return codes.

3.4.32. `cublasLtMatrixTransformDescDestroy()`

```
cublasStatus_t cublasLtMatrixTransformDescDestroy(
    cublasLtMatrixTransformDesc_t transformDesc);
```

This function destroys a previously created matrix transform descriptor object.

Parameters:

Parameter	Memory	Input / Output	Description
<code>transformDesc</code>		Input	Pointer to the structure holding the matrix transform descriptor that should be destroyed by this function. See <code>cublasLtMatrixTransformDesc_t</code> .

Returns:

Return Value	Description
<code>CUBLAS_STATUS_SUCCESS</code>	If the operation was successful.

See `cublasStatus_t` for a complete list of valid return codes.

3.4.33. `cublasLtMatrixTransformDescGetAttribute()`

```
cublasStatus_t cublasLtMatrixTransformDescGetAttribute(
    cublasLtMatrixTransformDesc_t transformDesc,
    cublasLtMatrixTransformDescAttributes_t attr,
    const void *buf,
    size_t sizeInBytes,
    size_t *sizeWritten);
```

This function returns the value of the queried attribute belonging to a previously created matrix transform descriptor.

Parameters:

Parameter	Memory	Input / Output	Description
transformDesc		Input	Pointer to the previously created structure holding the matrix transform descriptor queried by this function. See cublasLtMatrixTransformDesc_t .
attr		Input	The attribute that will be retrieved by this function. See cublasLtMatrixTransformDescAttributes_t .
buf		Output	Memory address containing the attribute value retrieved by this function.
sizeInBytes		Input	Size of <code>buf</code> buffer (in bytes) for verification.
sizeWritten		Output	Valid only when the return value is <code>CUBLAS_STATUS_SUCCESS</code> . If <code>sizeInBytes</code> is non-zero: then <code>sizeWritten</code> is the number of bytes actually written; if <code>sizeInBytes</code> is 0: then <code>sizeWritten</code> is the number of bytes needed to write full contents.

Returns:

Return Value	Description
<code>CUBLAS_STATUS_INVALID_VALUE</code>	<ul style="list-style-type: none"> ▶ If <code>sizeInBytes</code> is 0 and <code>sizeWritten</code> is NULL, or ▶ if <code>sizeInBytes</code> is non-zero and <code>buf</code> is NULL, or ▶ <code>sizeInBytes</code> doesn't match size of internal storage for the selected attribute
<code>CUBLAS_STATUS_SUCCESS</code>	If attribute's value was successfully written to user memory.

See [cublasStatus_t](#) for a complete list of valid return codes.

3.4.34. `cublasLtMatrixTransformDescSetAttribute()`

```
cublasStatus_t cublasLtMatrixTransformDescSetAttribute(
    cublasLtMatrixTransformDesc_t transformDesc,
    cublasLtMatrixTransformDescAttributes_t attr,
    const void *buf,
    size_t sizeInBytes);
```


This function sets the value of the specified attribute belonging to a previously created matrix transform descriptor.

Parameters:

Parameter	Memory	Input / Output	Description
transformDesc		Input	Pointer to the previously created structure holding the matrix transform descriptor queried by this function. See cublasLtMatrixTransformDesc_t .
attr		Input	The attribute that will be set by this function. See cublasLtMatrixTransformDescAttributes_t .
buf		Input	The value to which the specified attribute should be set.
sizeInBytes		Input	Size of <code>buf</code> buffer (in bytes) for verification.

Returns:

Return Value	Description
CUBLAS_STATUS_INVALID_VALUE	If <code>buf</code> is NULL or <code>sizeInBytes</code> does not match size of the internal storage for the selected attribute.
CUBLAS_STATUS_SUCCESS	If the attribute was set successfully.

See [cublasStatus_t](#) for a complete list of valid return codes.

Chapter 4.

USING THE CUBLASXT API

4.1. General description

The cuBLASxt API of cuBLAS exposes a multi-GPU capable Host interface : when using this API the application only needs to allocate the required matrices on the Host memory space. There are no restriction on the sizes of the matrices as long as they can fit into the Host memory. The cuBLASxt API takes care of allocating the memory across the designated GPUs and dispatched the workload between them and finally retrieves the results back to the Host. The cuBLASxt API supports only the compute-intensive BLAS3 routines (e.g matrix-matrix operations) where the PCI transfers back and forth from the GPU can be amortized. The cuBLASxt API has its own header file `cublasxt.h`.

Starting with release 8.0, cuBLASxt API allows any of the matrices to be located on a GPU device.

Note : The cuBLASxt API is only supported on 64-bit platforms.

4.1.1. Tiling design approach

To be able to share the workload between multiples GPUs, the cuBLASxt API uses a tiling strategy : every matrix is divided in square tiles of user-controllable dimension $\text{BlockDim} \times \text{BlockDim}$. The resulting matrix tiling defines the static scheduling policy : each resulting tile is affected to a GPU in a round robin fashion. One CPU thread is created per GPU and is responsible to do the proper memory transfers and cuBLAS operations to compute all the tiles that it is responsible for. From a performance point of view, due to this static scheduling strategy, it is better that compute capabilities and PCI bandwidth are the same for every GPU. The figure below illustrates the tiles distribution between 3 GPUs. To compute the first tile G_0 from C , the CPU thread 0 responsible of GPU0, have to load 3 tiles from the first row of A and tiles from the first column of B in a pipeline fashion in order to overlap memory transfer and computations and sum the results into the first tile G_0 of C before to move on to the next tile G_0 .

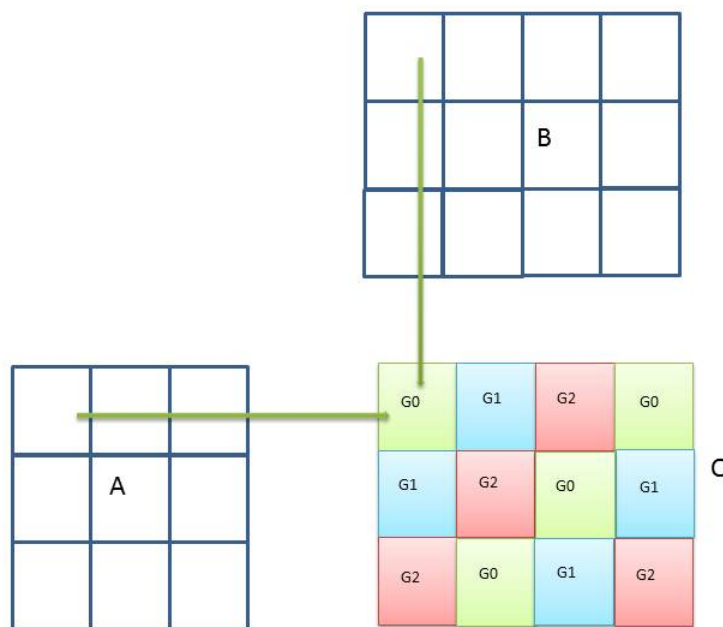


Figure 1 Example of `cublasXt<t>gemm()` tiling for 3 Gpus

When the tile dimension is not an exact multiple of the dimensions of C, some tiles are partially filled on the right border or/and the bottom border. The current implementation does not pad the incomplete tiles but simply keep track of those incomplete tiles by doing the right reduced cuBLAS operations : this way, no extra computation is done. However it still can lead to some load unbalance when all GPUS do not have the same number of incomplete tiles to work on.

When one or more matrices are located on some GPU devices, the same tiling approach and workload sharing is applied. The memory transfers are in this case done between devices. However, when the computation of a tile and some data are located on the same GPU device, the memory transfer to/from the local data into tiles is bypassed and the GPU operates directly on the local data. This can lead to a significant performance increase, especially when only one GPU is used for the computation.

The matrices can be located on any GPU device, and do not have to be located on the same GPU device. Furthermore, the matrices can even be located on a GPU device that do not participate to the computation.

On the contrary of the cuBLAS API, even if all matrices are located on the same device, the cuBLASXt API is still a blocking API from the Host point of view : the data results wherever located will be valid on the call return and no device synchronization is required.

4.1.2. Hybrid CPU-GPU computation

In the case of very large problems, the cuBLASXt API offers the possibility to offload some of the computation to the Host CPU. This feature can be setup with the routines `cublasXtSetCpuRoutine()` and `cublasXtSetCpuRatio()`. The workload affected to the CPU is put aside : it is simply a percentage of the resulting matrix taken from the bottom and the right side whichever dimension is bigger. The GPU tiling is done after that on the reduced resulting matrix.

If any of the matrices is located on a GPU device, the feature is ignored and all computation will be done only on the GPUs.

This feature should be used with caution because it could interfere with the CPU threads responsible of feeding the GPUs.

Currently, only the routine `cublasXt<t>gemm()` supports this feature.

4.1.3. Results reproducibility

Currently all CUBLAS XT API routines from a given toolkit version, generate the same bit-wise results when the following conditions are respected :

- ▶ all GPUs participating to the computation have the same compute-capabilities and the same number of SMs.
- ▶ the tiles size is kept the same between run.
- ▶ either the CPU hybrid computation is not used or the CPU Blas provided is also guaranteed to produce reproducible results.

4.2. cuBLASXt API Datatypes Reference

4.2.1. cublasXtHandle_t

The `cublasXtHandle_t` type is a pointer type to an opaque structure holding the cuBLASXt API context. The cuBLASXt API context must be initialized using `cublasXtCreate()` and the returned handle must be passed to all subsequent cuBLASXt API function calls. The context should be destroyed at the end using `cublasXtDestroy()`.

4.2.2. cublasXtOpType_t

The `cublasOpType_t` enumerates the four possible types supported by BLAS routines. This enum is used as parameters of the routines `cublasXtSetCpuRoutine` and `cublasXtSetCpuRatio` to setup the hybrid configuration.

Value	Meaning
<code>CUBLASXT_FLOAT</code>	float or single precision type

Value	Meaning
CUBLASXT_DOUBLE	double precision type
CUBLASXT_COMPLEX	single precision complex
CUBLASXT_DOUBLECOMPLEX	double precision complex

4.2.3. cublasXtBlasOp_t

The `cublasXtBlasOp_t` type enumerates the BLAS3 or BLAS-like routine supported by cuBLASXt API. This enum is used as parameters of the routines `cublasXtSetCpuRoutine` and `cublasXtSetCpuRatio` to setup the hybrid configuration.

Value	Meaning
CUBLASXT_GEMM	GEMM routine
CUBLASXT_SYRK	SYRK routine
CUBLASXT_HERK	HERK routine
CUBLASXT_SYMM	SYMM routine
CUBLASXT_HEMM	HEMM routine
CUBLASXT_TRSM	TRSM routine
CUBLASXT_SYR2K	SYR2K routine
CUBLASXT_HER2K	HER2K routine
CUBLASXT_SPM	SPMM routine
CUBLASXT_SYRKX	SYRKX routine
CUBLASXT_HERKX	HERKX routine

4.2.4. cublasXtPinningMemMode_t

The type is used to enable or disable the Pinning Memory mode through the routine `cublasMgSetPinningMemMode`

Value	Meaning
CUBLASXT_PINNING_DISABLED	the Pinning Memory mode is disabled
CUBLASXT_PINNING_ENABLED	the Pinning Memory mode is enabled

4.3. cuBLASXt API Helper Function Reference

4.3.1. cublasXtCreate()

```
cublasStatus_t
cublasXtCreate(cublasXtHandle_t *handle)
```

This function initializes the cuBLASXt API and creates a handle to an opaque structure holding the cuBLASXt API context. It allocates hardware resources on the host and device and must be called prior to making any other cuBLASXt API calls.

Return Value	Meaning
CUBLAS_STATUS_SUCCESS	the initialization succeeded
CUBLAS_STATUS_ALLOC_FAILED	the resources could not be allocated
CUBLAS_STATUS_NOT_SUPPORTED	cuBLASXt API is only supported on 64-bit platform

4.3.2. cublasXtDestroy()

```
cublasStatus_t
cublasXtDestroy(cublasXtHandle_t handle)
```

This function releases hardware resources used by the cuBLASXt API context. The release of GPU resources may be deferred until the application exits. This function is usually the last call with a particular handle to the cuBLASXt API.

Return Value	Meaning
CUBLAS_STATUS_SUCCESS	the shut down succeeded
CUBLAS_STATUS_NOT_INITIALIZED	the library was not initialized

4.3.3. cublasXtDeviceSelect()

```
cublasXtDeviceSelect(cublasXtHandle_t handle, int nbDevices, int deviceId[])
```

This function allows the user to provide the number of GPU devices and their respective Ids that will participate to the subsequent cuBLASXt API Math function calls. This function will create a cuBLAS context for every GPU provided in that list. Currently the device configuration is static and cannot be changed between Math function calls. In that regard, this function should be called only once after **cublasXtCreate**. To be able to run multiple configurations, multiple cuBLASXt API contexts should be created.

Return Value	Meaning
CUBLAS_STATUS_SUCCESS	User call was successful
CUBLAS_STATUS_INVALID_VALUE	Access to at least one of the device could not be done or a cuBLAS context could not be created on at least one of the device
CUBLAS_STATUS_ALLOC_FAILED	Some resources could not be allocated.

4.3.4. cublasXtSetBlockDim()

```
cublasXtSetBlockDim(cublasXtHandle_t handle, int blockDim)
```

This function allows the user to set the block dimension used for the tiling of the matrices for the subsequent Math function calls. Matrices are split in square tiles of blockDim x blockDim dimension. This function can be called anytime and will take effect for the following Math function calls. The block dimension should be chosen in a way to optimize the math operation and to make sure that the PCI transfers are well overlapped with the computation.

Return Value	Meaning
CUBLAS_STATUS_SUCCESS	the call has been successful
CUBLAS_STATUS_INVALID_VALUE	blockDim <= 0

4.3.5. cublasXtGetBlockDim()

```
cublasXtGetBlockDim(cublasXtHandle_t handle, int *blockDim)
```

This function allows the user to query the block dimension used for the tiling of the matrices.

Return Value	Meaning
CUBLAS_STATUS_SUCCESS	the call has been successful

4.3.6. cublasXtSetCpuRoutine()

```
cublasXtSetCpuRoutine(cublasXtHandle_t handle, cublasXtBlasOp_t blasOp, cublasXtOpType_t type, void *blasFuncion)
```

This function allows the user to provide a CPU implementation of the corresponding BLAS routine. This function can be used with the function cublasXtSetCpuRatio() to define an hybrid computation between the CPU and the GPUs. Currently the hybrid feature is only supported for the xGEMM routines.

Return Value	Meaning
CUBLAS_STATUS_SUCCESS	the call has been successful
CUBLAS_STATUS_INVALID_VALUE	blasOp or type define an invalid combination
CUBLAS_STATUS_NOT_SUPPORTED	CPU-GPU Hybridization for that routine is not supported

4.3.7. cublasXtSetCpuRatio()

```
cublasXtSetCpuRatio(cublasXtHandle_t handle, cublasXtBlasOp_t blasOp, cublasXtOpType_t type, float ratio)
```

This function allows the user to define the percentage of workload that should be done on a CPU in the context of an hybrid computation. This function can be used with the

function `cusblasXtSetCpuRoutine()` to define an hybrid computation between the CPU and the GPUs. Currently the hybrid feature is only supported for the xGEMM routines.

Return Value	Meaning
<code>CUBLAS_STATUS_SUCCESS</code>	the call has been successful
<code>CUBLAS_STATUS_INVALID_VALUE</code>	blasOp or type define an invalid combination
<code>CUBLAS_STATUS_NOT_SUPPORTED</code>	CPU-GPU Hybridization for that routine is not supported

4.3.8. `cusblasXtSetPinningMemMode()`

```
cusblasXtSetPinningMemMode(cusblasXtHandle_t handle, cusblasXtPinningMemMode_t mode)
```

This function allows the user to enable or disable the Pinning Memory mode. When enabled, the matrices passed in subsequent cuBLASXt API calls will be pinned/unpinned using the CUDA routine `cudaHostRegister` and `cudaHostUnregister` respectively if the matrices are not already pinned. If a matrix happened to be pinned partially, it will also not be pinned. Pinning the memory improve PCI transfer performace and allows to overlap PCI memory transfer with computation. However pinning/unpinning the memory take some time which might not be amortized. It is advised that the user pins the memory on its own using `cudaMallocHost` or `cudaHostRegister` and unpin it when the computation sequence is completed. By default, the Pinning Memory mode is disabled.



The Pinning Memory mode should not enabled when matrices used for different calls to cuBLASXt API overlap. cuBLASXt determines that a matrix is pinned or not if the first address of that matrix is pinned using `cudaHostGetFlags`, thus cannot know if the matrix is already partially pinned or not. This is especially true in multi-threaded application where memory could be partially or totally pinned or unpinned while another thread is accessing that memory.

Return Value	Meaning
<code>CUBLAS_STATUS_SUCCESS</code>	the call has been successful
<code>CUBLAS_STATUS_INVALID_VALUE</code>	the mode value is different from <code>CUBLASXT_PINNING_DISABLED</code> and <code>CUBLASXT_PINNING_ENABLED</code>

4.3.9. `cusblasXtGetPinningMemMode()`

```
cusblasXtGetPinningMemMode(cusblasXtHandle_t handle, cusblasXtPinningMemMode_t *mode)
```

This function allows the user to query the Pinning Memory mode. By default, the Pinning Memory mode is disabled.

Return Value	Meaning
<code>CUBLAS_STATUS_SUCCESS</code>	the call has been successful

4.4. cuBLASXt API Math Functions Reference

In this chapter we describe the actual Linear Algebra routines that cuBLASXt API supports. We will use abbreviations `<type>` for type and `<t>` for the corresponding short type to make a more concise and clear presentation of the implemented functions. Unless otherwise specified `<type>` and `<t>` have the following meanings:

<code><type></code>	<code><t></code>	Meaning
<code>float</code>	's' or 'S'	real single-precision
<code>double</code>	'd' or 'D'	real double-precision
<code>cuComplex</code>	'c' or 'C'	complex single-precision
<code>cuDoubleComplex</code>	'z' or 'Z'	complex double-precision

The abbreviation **Re(.)** and **Im(.)** will stand for the real and imaginary part of a number, respectively. Since imaginary part of a real number does not exist, we will consider it to be zero and can usually simply discard it from the equation where it is being used. Also, the $\bar{\alpha}$ will denote the complex conjugate of α .

In general throughout the documentation, the lower case Greek symbols α and β will denote scalars, lower case English letters in bold type **x** and **y** will denote vectors and capital English letters *A*, *B* and *C* will denote matrices.

4.4.1. cublasXt<t>gemm()

```

cublasStatus_t cublasXtSgemm(cublasXtHandle_t handle,
                             cublasOperation_t transa, cublasOperation_t transb,
                             size_t m, size_t n, size_t k,
                             const float *alpha,
                             const float *A, int lda,
                             const float *B, int ldb,
                             const float *beta,
                             float *C, int ldc)
cublasStatus_t cublasXtDgemm(cublasXtHandle_t handle,
                             cublasOperation_t transa, cublasOperation_t transb,
                             int m, int n, int k,
                             const double *alpha,
                             const double *A, int lda,
                             const double *B, int ldb,
                             const double *beta,
                             double *C, int ldc)
cublasStatus_t cublasXtCgemm(cublasXtHandle_t handle,
                             cublasOperation_t transa, cublasOperation_t transb,
                             int m, int n, int k,
                             const cuComplex *alpha,
                             const cuComplex *A, int lda,
                             const cuComplex *B, int ldb,
                             const cuComplex *beta,
                             cuComplex *C, int ldc)
cublasStatus_t cublasXtZgemm(cublasXtHandle_t handle,
                             cublasOperation_t transa, cublasOperation_t transb,
                             int m, int n, int k,
                             const cuDoubleComplex *alpha,
                             const cuDoubleComplex *A, int lda,
                             const cuDoubleComplex *B, int ldb,
                             const cuDoubleComplex *beta,
                             cuDoubleComplex *C, int ldc)

```

This function performs the matrix-matrix multiplication

$$C = \alpha \text{op}(A)\text{op}(B) + \beta C$$

where α and β are scalars, and A , B and C are matrices stored in column-major format with dimensions $\text{op}(A)$ $m \times k$, $\text{op}(B)$ $k \times n$ and C $m \times n$, respectively. Also, for matrix A

$$\text{op}(A) = \begin{cases} A & \text{if transa} == \text{CUBLAS_OP_N} \\ A^T & \text{if transa} == \text{CUBLAS_OP_T} \\ A^H & \text{if transa} == \text{CUBLAS_OP_C} \end{cases}$$

and $\text{op}(B)$ is defined similarly for matrix B .

Param.	Memory	In/out	Meaning
handle		input	handle to the cuBLASXt API context.
transa		input	operation $\text{op}(A)$ that is non- or (conj.) transpose.
transb		input	operation $\text{op}(B)$ that is non- or (conj.) transpose.
m		input	number of rows of matrix $\text{op}(A)$ and C .
n		input	number of columns of matrix $\text{op}(B)$ and C .
k		input	number of columns of $\text{op}(A)$ and rows of $\text{op}(B)$.

Param.	Memory	In/out	Meaning
alpha	host	input	<type> scalar used for multiplication.
A	host or device	input	<type> array of dimensions $lda \times k$ with $lda \geq \max(1, m)$ if <code>transa == CUBLAS_OP_N</code> and $lda \times m$ with $lda \geq \max(1, k)$ otherwise.
lda		input	leading dimension of two-dimensional array used to store the matrix A .
B	host or device	input	<type> array of dimension $ldb \times n$ with $ldb \geq \max(1, k)$ if <code>transb == CUBLAS_OP_N</code> and $ldb \times k$ with $ldb \geq \max(1, n)$ otherwise.
ldb		input	leading dimension of two-dimensional array used to store matrix B .
beta	host	input	<type> scalar used for multiplication. If <code>beta==0</code> , <code>c</code> does not have to be a valid input.
C	host or device	in/out	<type> array of dimensions $ldc \times n$ with $ldc \geq \max(1, m)$.
ldc		input	leading dimension of a two-dimensional array used to store the matrix <code>c</code> .

The possible error values returned by this function and their meanings are listed below.

Error Value	Meaning
<code>CUBLAS_STATUS_SUCCESS</code>	the operation completed successfully
<code>CUBLAS_STATUS_NOT_INITIALIZED</code>	the library was not initialized
<code>CUBLAS_STATUS_INVALID_VALUE</code>	the parameters <code>m, n, k < 0</code>
<code>CUBLAS_STATUS_ARCH_MISMATCH</code>	the device does not support double-precision
<code>CUBLAS_STATUS_EXECUTION_FAILED</code>	the function failed to launch on the GPU

For references please refer to:

[sgemm](#), [dgemm](#), [cgemm](#), [zgemm](#)

4.4.2. cublasXt<t>hemm()

```

cublasStatus_t cublasXtChemm(cublasXtHandle_t handle,
                             cublasSideMode_t side, cublasFillMode_t uplo,
                             size_t m, size_t n,
                             const cuComplex      *alpha,
                             const cuComplex      *A, size_t lda,
                             const cuComplex      *B, size_t ldb,
                             const cuComplex      *beta,
                             cuComplex            *C, size_t ldc)
cublasStatus_t cublasXtZhemm(cublasXtHandle_t handle,
                             cublasSideMode_t side, cublasFillMode_t uplo,
                             size_t m, size_t n,
                             const cuDoubleComplex *alpha,
                             const cuDoubleComplex *A, size_t lda,
                             const cuDoubleComplex *B, size_t ldb,
                             const cuDoubleComplex *beta,
                             cuDoubleComplex      *C, size_t ldc)

```

This function performs the Hermitian matrix-matrix multiplication

$$C = \begin{cases} \alpha AB + \beta C & \text{if side == CUBLAS_SIDE_LEFT} \\ \alpha BA + \beta C & \text{if side == CUBLAS_SIDE_RIGHT} \end{cases}$$

where A is a Hermitian matrix stored in lower or upper mode, B and C are $m \times n$ matrices, and α and β are scalars.

Param.	Memory	In/out	Meaning
handle		input	handle to the cuBLASXt API context.
side		input	indicates if matrix A is on the left or right of B .
uplo		input	indicates if matrix A lower or upper part is stored, the other Hermitian part is not referenced and is inferred from the stored elements.
m		input	number of rows of matrix C and B , with matrix A sized accordingly.
n		input	number of columns of matrix C and B , with matrix A sized accordingly.
alpha	host	input	<type> scalar used for multiplication.
A	host or device	input	<type> array of dimension $lda \times m$ with $lda \geq \max(1, m)$ if <code>side == CUBLAS_SIDE_LEFT</code> and $lda \times n$ with $lda \geq \max(1, n)$ otherwise. The imaginary parts of the diagonal elements are assumed to be zero.
lda		input	leading dimension of two-dimensional array used to store matrix A .
B	host or device	input	<type> array of dimension $ldb \times n$ with $ldb \geq \max(1, m)$.
ldb		input	leading dimension of two-dimensional array used to store matrix B .
beta	host	input	<type> scalar used for multiplication, if <code>beta == 0</code> then C does not have to be a valid input.

Param.	Memory	In/out	Meaning
C	host or device	in/out	<type> array of dimensions ldc x n with ldc>=max(1,m).
ldc		input	leading dimension of two-dimensional array used to store matrix c.

The possible error values returned by this function and their meanings are listed below.

Error Value	Meaning
CUBLAS_STATUS_SUCCESS	the operation completed successfully
CUBLAS_STATUS_NOT_INITIALIZED	the library was not initialized
CUBLAS_STATUS_INVALID_VALUE	the parameters m, n < 0
CUBLAS_STATUS_ARCH_MISMATCH	the device does not support double-precision
CUBLAS_STATUS_EXECUTION_FAILED	the function failed to launch on the GPU

For references please refer to:

[chemm](#), [zhemm](#)

4.4.3. cublasXt<t>symm()

```

cublasStatus_t cublasXtSsymm(cublasXtHandle_t handle,
                             cublasSideMode_t side, cublasFillMode_t uplo,
                             size_t m, size_t n,
                             const float          *alpha,
                             const float          *A, size_t lda,
                             const float          *B, size_t ldb,
                             const float          *beta,
                             float                *C, size_t ldc)
cublasStatus_t cublasXtDsymm(cublasXtHandle_t handle,
                             cublasSideMode_t side, cublasFillMode_t uplo,
                             size_t m, size_t n,
                             const double         *alpha,
                             const double         *A, size_t lda,
                             const double         *B, size_t ldb,
                             const double         *beta,
                             double               *C, size_t ldc)
cublasStatus_t cublasXtCsymm(cublasXtHandle_t handle,
                             cublasSideMode_t side, cublasFillMode_t uplo,
                             size_t m, size_t n,
                             const cuComplex     *alpha,
                             const cuComplex     *A, size_t lda,
                             const cuComplex     *B, size_t ldb,
                             const cuComplex     *beta,
                             cuComplex           *C, size_t ldc)
cublasStatus_t cublasXtZsymm(cublasXtHandle_t handle,
                             cublasSideMode_t side, cublasFillMode_t uplo,
                             size_t m, size_t n,
                             const cuDoubleComplex *alpha,
                             const cuDoubleComplex *A, size_t lda,
                             const cuDoubleComplex *B, size_t ldb,
                             const cuDoubleComplex *beta,
                             cuDoubleComplex *C, size_t ldc)

```

This function performs the symmetric matrix-matrix multiplication

$$C = \begin{cases} \alpha AB + \beta C & \text{if side == CUBLAS_SIDE_LEFT} \\ \alpha BA + \beta C & \text{if side == CUBLAS_SIDE_RIGHT} \end{cases}$$

where A is a symmetric matrix stored in lower or upper mode, A and A are $m \times n$ matrices, and α and β are scalars.

Param.	Memory	In/out	Meaning
handle		input	handle to the cuBLASXt API context.
side		input	indicates if matrix A is on the left or right of B .
uplo		input	indicates if matrix A lower or upper part is stored, the other symmetric part is not referenced and is inferred from the stored elements.
m		input	number of rows of matrix A and B , with matrix A sized accordingly.
n		input	number of columns of matrix C and A , with matrix A sized accordingly.
alpha	host	input	<type> scalar used for multiplication.
A	host or device	input	<type> array of dimension $lda \times m$ with $lda \geq \max(1, m)$ if <code>side == CUBLAS_SIDE_LEFT</code> and $lda \times n$ with $lda \geq \max(1, n)$ otherwise.
lda		input	leading dimension of two-dimensional array used to store matrix A .
B	host or device	input	<type> array of dimension $ldb \times n$ with $ldb \geq \max(1, m)$.
ldb		input	leading dimension of two-dimensional array used to store matrix B .
beta	host	input	<type> scalar used for multiplication, if <code>beta == 0</code> then C does not have to be a valid input.
C	host or device	in/out	<type> array of dimension $ldc \times n$ with $ldc \geq \max(1, m)$.
ldc		input	leading dimension of two-dimensional array used to store matrix C .

The possible error values returned by this function and their meanings are listed below.

Error Value	Meaning
CUBLAS_STATUS_SUCCESS	the operation completed successfully
CUBLAS_STATUS_NOT_INITIALIZED	the library was not initialized
CUBLAS_STATUS_INVALID_VALUE	the parameters $m, n < 0$
CUBLAS_STATUS_ARCH_MISMATCH	the device does not support double-precision
CUBLAS_STATUS_EXECUTION_FAILED	the function failed to launch on the GPU

For references please refer to:

ssymm, dsymm, csymm, zsymm

4.4.4. cublasXt<t>syrk()

```

cublasStatus_t cublasXtSsyrk(cublasXtHandle_t handle,
                             cublasFillMode_t uplo, cublasOperation_t trans,
                             int n, int k,
                             const float *alpha,
                             const float *A, int lda,
                             const float *beta,
                             float *C, int ldc)
cublasStatus_t cublasXtDsyrk(cublasXtHandle_t handle,
                             cublasFillMode_t uplo, cublasOperation_t trans,
                             int n, int k,
                             const double *alpha,
                             const double *A, int lda,
                             const double *beta,
                             double *C, int ldc)
cublasStatus_t cublasXtCsyrk(cublasXtHandle_t handle,
                             cublasFillMode_t uplo, cublasOperation_t trans,
                             int n, int k,
                             const cuComplex *alpha,
                             const cuComplex *A, int lda,
                             const cuComplex *beta,
                             cuComplex *C, int ldc)
cublasStatus_t cublasXtZsyrk(cublasXtHandle_t handle,
                             cublasFillMode_t uplo, cublasOperation_t trans,
                             int n, int k,
                             const cuDoubleComplex *alpha,
                             const cuDoubleComplex *A, int lda,
                             const cuDoubleComplex *beta,
                             cuDoubleComplex *C, int ldc)

```

This function performs the symmetric rank- k update

$$C = \alpha \text{op}(A)\text{op}(A)^T + \beta C$$

where α and β are scalars, C is a symmetric matrix stored in lower or upper mode, and A is a matrix with dimensions $\text{op}(A) n \times k$. Also, for matrix A

$$\text{op}(A) = \begin{cases} A & \text{if transa} == \text{CUBLAS_OP_N} \\ A^T & \text{if transa} == \text{CUBLAS_OP_T} \end{cases}$$

Param.	Memory	In/out	Meaning
handle		input	handle to the cuBLASXt API context.
uplo		input	indicates if matrix c lower or upper part is stored, the other symmetric part is not referenced and is inferred from the stored elements.
trans		input	operation $\text{op}(A)$ that is non- or transpose.
n		input	number of rows of matrix $\text{op}(A)$ and c.
k		input	number of columns of matrix $\text{op}(A)$.
alpha	host	input	<type> scalar used for multiplication.
A	host or device	input	<type> array of dimension $\text{lda} \times k$ with $\text{lda} \geq \max(1, n)$ if $\text{trans} == \text{CUBLAS_OP_N}$ and $\text{lda} \times n$ with $\text{lda} \geq \max(1, k)$ otherwise.

Param.	Memory	In/out	Meaning
lda		input	leading dimension of two-dimensional array used to store matrix A.
beta	host	input	<type> scalar used for multiplication, if <code>beta==0</code> then c does not have to be a valid input.
C	host or device	in/out	<type> array of dimension <code>ldc x n</code> , with <code>ldc>=max(1,n)</code> .
ldc		input	leading dimension of two-dimensional array used to store matrix c.

The possible error values returned by this function and their meanings are listed below.

Error Value	Meaning
<code>CUBLAS_STATUS_SUCCESS</code>	the operation completed successfully
<code>CUBLAS_STATUS_NOT_INITIALIZED</code>	the library was not initialized
<code>CUBLAS_STATUS_INVALID_VALUE</code>	the parameters <code>n, k < 0</code>
<code>CUBLAS_STATUS_ARCH_MISMATCH</code>	the device does not support double-precision
<code>CUBLAS_STATUS_EXECUTION_FAILED</code>	the function failed to launch on the GPU

For references please refer to:

[ssyrk](#), [dsyrk](#), [csyrk](#), [zsyrk](#)

4.4.5. cublasXt<t>syr2k()

```

cublasStatus_t cublasXtSsyr2k(cublasXtHandle_t handle,
                             cublasFillMode_t uplo, cublasOperation_t trans,
                             size_t n, size_t k,
                             const float          *alpha,
                             const float          *A, size_t lda,
                             const float          *B, size_t ldb,
                             const float          *beta,
                             float                *C, size_t ldc)
cublasStatus_t cublasXtDsyr2k(cublasXtHandle_t handle,
                             cublasFillMode_t uplo, cublasOperation_t trans,
                             size_t n, size_t k,
                             const double         *alpha,
                             const double         *A, size_t lda,
                             const double         *B, size_t ldb,
                             const double         *beta,
                             double              *C, size_t ldc)
cublasStatus_t cublasXtCsyr2k(cublasXtHandle_t handle,
                             cublasFillMode_t uplo, cublasOperation_t trans,
                             size_t n, size_t k,
                             const cuComplex     *alpha,
                             const cuComplex     *A, size_t lda,
                             const cuComplex     *B, size_t ldb,
                             const cuComplex     *beta,
                             cuComplex          *C, size_t ldc)
cublasStatus_t cublasXtZsyr2k(cublasXtHandle_t handle,
                             cublasFillMode_t uplo, cublasOperation_t trans,
                             size_t n, size_t k,
                             const cuDoubleComplex *alpha,
                             const cuDoubleComplex *A, size_t lda,
                             const cuDoubleComplex *B, size_t ldb,
                             const cuDoubleComplex *beta,
                             cuDoubleComplex *C, size_t ldc)

```

This function performs the symmetric rank- $2k$ update

$$C = \alpha(\text{op}(A)\text{op}(B)^T + \text{op}(B)\text{op}(A)^T) + \beta C$$

where α and β are scalars, C is a symmetric matrix stored in lower or upper mode, and A and B are matrices with dimensions $\text{op}(A) \ n \times k$ and $\text{op}(B) \ n \times k$, respectively. Also, for matrix A and B

$$\text{op}(A) \text{ and } \text{op}(B) = \begin{cases} A \text{ and } B & \text{if trans} == \text{CUBLAS_OP_N} \\ A^T \text{ and } B^T & \text{if trans} == \text{CUBLAS_OP_T} \end{cases}$$

Param.	Memory	In/out	Meaning
handle		input	handle to the cuBLASXt API context.
uplo		input	indicates if matrix c lower or upper part, is stored, the other symmetric part is not referenced and is inferred from the stored elements.
trans		input	operation $\text{op}(A)$ that is non- or transpose.
n		input	number of rows of matrix $\text{op}(A)$, $\text{op}(B)$ and c .
k		input	number of columns of matrix $\text{op}(A)$ and $\text{op}(B)$.
alpha	host	input	<type> scalar used for multiplication.

Param.	Memory	In/out	Meaning
A	host or device	input	<type> array of dimension $lda \times k$ with $lda \geq \max(1, n)$ if <code>transa == CUBLAS_OP_N</code> and $lda \times n$ with $lda \geq \max(1, k)$ otherwise.
lda		input	leading dimension of two-dimensional array used to store matrix A .
B	host or device	input	<type> array of dimensions $ldb \times k$ with $ldb \geq \max(1, n)$ if <code>transb == CUBLAS_OP_N</code> and $ldb \times n$ with $ldb \geq \max(1, k)$ otherwise.
ldb		input	leading dimension of two-dimensional array used to store matrix B .
beta	host	input	<type> scalar used for multiplication, if <code>beta==0</code> , then c does not have to be a valid input.
C	host or device	in/out	<type> array of dimensions $ldc \times n$ with $ldc \geq \max(1, n)$.
ldc		input	leading dimension of two-dimensional array used to store matrix C .

The possible error values returned by this function and their meanings are listed below.

Error Value	Meaning
<code>CUBLAS_STATUS_SUCCESS</code>	the operation completed successfully
<code>CUBLAS_STATUS_NOT_INITIALIZED</code>	the library was not initialized
<code>CUBLAS_STATUS_INVALID_VALUE</code>	the parameters $n, k < 0$
<code>CUBLAS_STATUS_ARCH_MISMATCH</code>	the device does not support double-precision
<code>CUBLAS_STATUS_EXECUTION_FAILED</code>	the function failed to launch on the GPU

For references please refer to:

[ssyr2k](#), [dsyr2k](#), [csyr2k](#), [zsyr2k](#)

4.4.6. cublasXt<t>syrrkx()

```

cublasStatus_t cublasXtSsyrrkx(cublasXtHandle_t handle,
                               cublasFillMode_t uplo, cublasOperation_t trans,
                               size_t n, size_t k,
                               const float *alpha,
                               const float *A, size_t lda,
                               const float *B, size_t ldb,
                               const float *beta,
                               float *C, size_t ldc)
cublasStatus_t cublasXtDsyrrkx(cublasXtHandle_t handle,
                               cublasFillMode_t uplo, cublasOperation_t trans,
                               size_t n, size_t k,
                               const double *alpha,
                               const double *A, size_t lda,
                               const double *B, size_t ldb,
                               const double *beta,
                               double *C, size_t ldc)
cublasStatus_t cublasXtCsyrrkx(cublasXtHandle_t handle,
                               cublasFillMode_t uplo, cublasOperation_t trans,
                               size_t n, size_t k,
                               const cuComplex *alpha,
                               const cuComplex *A, size_t lda,
                               const cuComplex *B, size_t ldb,
                               const cuComplex *beta,
                               cuComplex *C, size_t ldc)
cublasStatus_t cublasXtZsyrrkx(cublasXtHandle_t handle,
                               cublasFillMode_t uplo, cublasOperation_t trans,
                               size_t n, size_t k,
                               const cuDoubleComplex *alpha,
                               const cuDoubleComplex *A, size_t lda,
                               const cuDoubleComplex *B, size_t ldb,
                               const cuDoubleComplex *beta,
                               cuDoubleComplex *C, size_t ldc)

```

This function performs a variation of the symmetric rank- k update

$$C = \alpha(\text{op}(A)\text{op}(B)^T + \beta C)$$

where α and β are scalars, C is a symmetric matrix stored in lower or upper mode, and A and B are matrices with dimensions $\text{op}(A) \ n \times k$ and $\text{op}(B) \ n \times k$, respectively. Also, for matrix A and B

$$\text{op}(A) \text{ and } \text{op}(B) = \begin{cases} A \text{ and } B & \text{if trans} == \text{CUBLAS_OP_N} \\ A^T \text{ and } B^T & \text{if trans} == \text{CUBLAS_OP_T} \end{cases}$$

This routine can be used when B is in such way that the result is guaranteed to be symmetric. An usual example is when the matrix B is a scaled form of the matrix A : this is equivalent to B being the product of the matrix A and a diagonal matrix.

Param.	Memory	In/out	Meaning
handle		input	handle to the cuBLASXt API context.
uplo		input	indicates if matrix c lower or upper part, is stored, the other symmetric part is not referenced and is inferred from the stored elements.
trans		input	operation $\text{op}(A)$ that is non- or transpose.

Param.	Memory	In/out	Meaning
n		input	number of rows of matrix op(A), op(B) and c.
k		input	number of columns of matrix op(A) and op(B).
alpha	host	input	<type> scalar used for multiplication.
A	host or device	input	<type> array of dimension $lda \times k$ with $lda \geq \max(1, n)$ if <code>transa == CUBLAS_OP_N</code> and $lda \times n$ with $lda \geq \max(1, k)$ otherwise.
lda		input	leading dimension of two-dimensional array used to store matrix A.
B	host or device	input	<type> array of dimensions $ldb \times k$ with $ldb \geq \max(1, n)$ if <code>transb == CUBLAS_OP_N</code> and $ldb \times n$ with $ldb \geq \max(1, k)$ otherwise.
ldb		input	leading dimension of two-dimensional array used to store matrix B.
beta	host	input	<type> scalar used for multiplication, if <code>beta==0</code> , then c does not have to be a valid input.
C	host or device	in/out	<type> array of dimensions $ldc \times n$ with $ldc \geq \max(1, n)$.
ldc		input	leading dimension of two-dimensional array used to store matrix c.

The possible error values returned by this function and their meanings are listed below.

Error Value	Meaning
<code>CUBLAS_STATUS_SUCCESS</code>	the operation completed successfully
<code>CUBLAS_STATUS_NOT_INITIALIZED</code>	the library was not initialized
<code>CUBLAS_STATUS_INVALID_VALUE</code>	the parameters <code>n, k < 0</code>
<code>CUBLAS_STATUS_ARCH_MISMATCH</code>	the device does not support double-precision
<code>CUBLAS_STATUS_EXECUTION_FAILED</code>	the function failed to launch on the GPU

For references please refer to:

[ssyrk](#), [dsyrk](#), [csyrk](#), [zsyrk](#) and
[ssyr2k](#), [dsyr2k](#), [csyr2k](#), [zsyr2k](#)

4.4.7. cublasXt<t>herk()

```

cublasStatus_t cublasXtCherk(cublasXtHandle_t handle,
                             cublasFillMode_t uplo, cublasOperation_t trans,
                             int n, int k,
                             const float *alpha,
                             const cuComplex *A, int lda,
                             const float *beta,
                             cuComplex *C, int ldc)
cublasStatus_t cublasXtZherk(cublasXtHandle_t handle,
                             cublasFillMode_t uplo, cublasOperation_t trans,
                             int n, int k,
                             const double *alpha,
                             const cuDoubleComplex *A, int lda,
                             const double *beta,
                             cuDoubleComplex *C, int ldc)

```

This function performs the Hermitian rank- k update

$$C = \alpha \text{op}(A)\text{op}(A)^H + \beta C$$

where α and β are scalars, C is a Hermitian matrix stored in lower or upper mode, and A is a matrix with dimensions $\text{op}(A) n \times k$. Also, for matrix A

$$\text{op}(A) = \begin{cases} A & \text{if transa} == \text{CUBLAS_OP_N} \\ A^H & \text{if transa} == \text{CUBLAS_OP_C} \end{cases}$$

Param.	Memory	In/out	Meaning
handle		input	handle to the cuBLASXt API context.
uplo		input	indicates if matrix \mathbf{A} lower or upper part is stored, the other Hermitian part is not referenced and is inferred from the stored elements.
trans		input	operation $\text{op}(\mathbf{A})$ that is non- or (conj.) transpose.
n		input	number of rows of matrix $\text{op}(\mathbf{A})$ and \mathbf{c} .
k		input	number of columns of matrix $\text{op}(\mathbf{A})$.
alpha	host	input	<type> scalar used for multiplication.
A	host or device	input	<type> array of dimension $\text{lda} \times \text{k}$ with $\text{lda} \geq \max(1, \text{n})$ if $\text{transa} == \text{CUBLAS_OP_N}$ and $\text{lda} \times \text{n}$ with $\text{lda} \geq \max(1, \text{k})$ otherwise.
lda		input	leading dimension of two-dimensional array used to store matrix \mathbf{A} .
beta	host	input	<type> scalar used for multiplication, if $\text{beta} == 0$ then \mathbf{c} does not have to be a valid input.
C	host or device	in/out	<type> array of dimension $\text{ldc} \times \text{n}$, with $\text{ldc} \geq \max(1, \text{n})$. The imaginary parts of the diagonal elements are assumed and set to zero.
ldc		input	leading dimension of two-dimensional array used to store matrix \mathbf{c} .

The possible error values returned by this function and their meanings are listed below.

Error Value	Meaning
CUBLAS_STATUS_SUCCESS	the operation completed successfully
CUBLAS_STATUS_NOT_INITIALIZED	the library was not initialized
CUBLAS_STATUS_INVALID_VALUE	the parameters $n, k < 0$
CUBLAS_STATUS_ARCH_MISMATCH	the device does not support double-precision
CUBLAS_STATUS_EXECUTION_FAILED	the function failed to launch on the GPU

For references please refer to:

[cherk](#), [zherk](#)

4.4.8. cublasXt<t>her2k()

```

cublasStatus_t cublasXtCher2k(cublasXtHandle_t handle,
                             cublasFillMode_t uplo, cublasOperation_t trans,
                             size_t n, size_t k,
                             const cuComplex *alpha,
                             const cuComplex *A, size_t lda,
                             const cuComplex *B, size_t ldb,
                             const float *beta,
                             cuComplex *C, size_t ldc)
cublasStatus_t cublasXtZher2k(cublasXtHandle_t handle,
                             cublasFillMode_t uplo, cublasOperation_t trans,
                             size_t n, size_t k,
                             const cuDoubleComplex *alpha,
                             const cuDoubleComplex *A, size_t lda,
                             const cuDoubleComplex *B, size_t ldb,
                             const double *beta,
                             cuDoubleComplex *C, size_t ldc)

```

This function performs the Hermitian rank- $2k$ update

$$C = \alpha \text{op}(A)\text{op}(B)^H + \bar{\alpha} \text{op}(B)\text{op}(A)^H + \beta C$$

where α and β are scalars, C is a Hermitian matrix stored in lower or upper mode, and A and B are matrices with dimensions $\text{op}(A) \ n \times k$ and $\text{op}(B) \ n \times k$, respectively. Also, for matrix A and B

$$\text{op}(A) \text{ and } \text{op}(B) = \begin{cases} A \text{ and } B & \text{if trans} == \text{CUBLAS_OP_N} \\ A^H \text{ and } B^H & \text{if trans} == \text{CUBLAS_OP_C} \end{cases}$$

Param.	Memory	In/out	Meaning
handle		input	handle to the cuBLASXt API context.
uplo		input	indicates if matrix A lower or upper part is stored, the other Hermitian part is not referenced and is inferred from the stored elements.
trans		input	operation op(A) that is non- or (conj.) transpose.
n		input	number of rows of matrix op(A) , op(B) and c .
k		input	number of columns of matrix op(A) and op(B) .

Param.	Memory	In/out	Meaning
alpha	host	input	<type> scalar used for multiplication.
A	host or device	input	<type> array of dimension $lda \times k$ with $lda \geq \max(1, n)$ if <code>transa == CUBLAS_OP_N</code> and $lda \times n$ with $lda \geq \max(1, k)$ otherwise.
lda		input	leading dimension of two-dimensional array used to store matrix A .
B	host or device	input	<type> array of dimension $ldb \times k$ with $ldb \geq \max(1, n)$ if <code>transb == CUBLAS_OP_N</code> and $ldb \times n$ with $ldb \geq \max(1, k)$ otherwise.
ldb		input	leading dimension of two-dimensional array used to store matrix B .
beta	host	input	<type> scalar used for multiplication, if <code>beta==0</code> then <code>c</code> does not have to be a valid input.
C	host or device	in/out	<type> array of dimension $ldc \times n$, with $ldc \geq \max(1, n)$. The imaginary parts of the diagonal elements are assumed and set to zero.
ldc		input	leading dimension of two-dimensional array used to store matrix C .

The possible error values returned by this function and their meanings are listed below.

Error Value	Meaning
<code>CUBLAS_STATUS_SUCCESS</code>	the operation completed successfully
<code>CUBLAS_STATUS_NOT_INITIALIZED</code>	the library was not initialized
<code>CUBLAS_STATUS_INVALID_VALUE</code>	the parameters <code>n, k < 0</code>
<code>CUBLAS_STATUS_ARCH_MISMATCH</code>	the device does not support double-precision
<code>CUBLAS_STATUS_EXECUTION_FAILED</code>	the function failed to launch on the GPU

For references please refer to:

[cher2k](#), [zher2k](#)

4.4.9. cublasXt<t>herkx()

```

cublasStatus_t cublasXtCherkx(cublasXtHandle_t handle,
                              cublasFillMode_t uplo, cublasOperation_t trans,
                              size_t n, size_t k,
                              const cuComplex *alpha,
                              const cuComplex *A, size_t lda,
                              const cuComplex *B, size_t ldb,
                              const float *beta,
                              cuComplex *C, size_t ldc)
cublasStatus_t cublasXtZherkx(cublasXtHandle_t handle,
                              cublasFillMode_t uplo, cublasOperation_t trans,
                              size_t n, size_t k,
                              const cuDoubleComplex *alpha,
                              const cuDoubleComplex *A, size_t lda,
                              const cuDoubleComplex *B, size_t ldb,
                              const double *beta,
                              cuDoubleComplex *C, size_t ldc)

```

This function performs a variation of the Hermitian rank- k update

$$C = \alpha \text{op}(A)\text{op}(B)^H + \beta C$$

where α and β are scalars, C is a Hermitian matrix stored in lower or upper mode, and A and B are matrices with dimensions $\text{op}(A) \ n \times k$ and $\text{op}(B) \ n \times k$, respectively. Also, for matrix A and B

$$\text{op}(A) \text{ and } \text{op}(B) = \begin{cases} A \text{ and } B & \text{if } \text{trans} == \text{CUBLAS_OP_N} \\ A^H \text{ and } B^H & \text{if } \text{trans} == \text{CUBLAS_OP_C} \end{cases}$$

This routine can be used when the matrix B is in such way that the result is guaranteed to be hermitian. An usual example is when the matrix B is a scaled form of the matrix A : this is equivalent to B being the product of the matrix A and a diagonal matrix. For an efficient computation of the product of a regular matrix with a diagonal matrix, refer to the routine `cublasXt<t>dgmm`.

Param.	Memory	In/out	Meaning
handle		input	handle to the cuBLASXt API context.
uplo		input	indicates if matrix \mathbf{A} lower or upper part is stored, the other Hermitian part is not referenced and is inferred from the stored elements.
trans		input	operation $\text{op}(\mathbf{A})$ that is non- or (conj.) transpose.
n		input	number of rows of matrix $\text{op}(\mathbf{A})$, $\text{op}(\mathbf{B})$ and \mathbf{C} .
k		input	number of columns of matrix $\text{op}(\mathbf{A})$ and $\text{op}(\mathbf{B})$.
alpha	host	input	<type> scalar used for multiplication.
A	host or device	input	<type> array of dimension $\text{lda} \times k$ with $\text{lda} \geq \max(1, n)$ if $\text{trans} == \text{CUBLAS_OP_N}$ and $\text{lda} \times n$ with $\text{lda} \geq \max(1, k)$ otherwise.
lda		input	leading dimension of two-dimensional array used to store matrix \mathbf{A} .

Param.	Memory	In/out	Meaning
B	host or device	input	<type> array of dimension $ldb \times k$ with $ldb \geq \max(1, n)$ if <code>transb == CUBLAS_OP_N</code> and $ldb \times n$ with $ldb \geq \max(1, k)$ otherwise.
ldb		input	leading dimension of two-dimensional array used to store matrix B.
beta	host	input	real scalar used for multiplication, if <code>beta==0</code> then c does not have to be a valid input.
C	host or device	in/out	<type> array of dimension $ldc \times n$, with $ldc \geq \max(1, n)$. The imaginary parts of the diagonal elements are assumed and set to zero.
ldc		input	leading dimension of two-dimensional array used to store matrix c.

The possible error values returned by this function and their meanings are listed below.

Error Value	Meaning
<code>CUBLAS_STATUS_SUCCESS</code>	the operation completed successfully
<code>CUBLAS_STATUS_NOT_INITIALIZED</code>	the library was not initialized
<code>CUBLAS_STATUS_INVALID_VALUE</code>	the parameters <code>n, k < 0</code>
<code>CUBLAS_STATUS_ARCH_MISMATCH</code>	the device does not support double-precision
<code>CUBLAS_STATUS_EXECUTION_FAILED</code>	the function failed to launch on the GPU

For references please refer to:

[cherk](#), [zherk](#) and

[cher2k](#), [zher2k](#)

4.4.10. cublasXt<t>trsm()

```

cublasStatus_t cublasXtStrsm(cublasXtHandle_t handle,
                             cublasSideMode_t side, cublasFillMode_t uplo,
                             cublasOperation_t trans, cublasXtDiagType_t diag,
                             size_t m, size_t n,
                             const float *alpha,
                             const float *A, size_t lda,
                             float *B, size_t ldb)
cublasStatus_t cublasXtDtrsm(cublasXtHandle_t handle,
                             cublasSideMode_t side, cublasFillMode_t uplo,
                             cublasOperation_t trans, cublasXtDiagType_t diag,
                             size_t m, size_t n,
                             const double *alpha,
                             const double *A, size_t lda,
                             double *B, size_t ldb)
cublasStatus_t cublasXtCtrsm(cublasXtHandle_t handle,
                             cublasSideMode_t side, cublasFillMode_t uplo,
                             cublasOperation_t trans, cublasXtDiagType_t diag,
                             size_t m, size_t n,
                             const cuComplex *alpha,
                             const cuComplex *A, size_t lda,
                             cuComplex *B, size_t ldb)
cublasStatus_t cublasXtZtrsm(cublasXtHandle_t handle,
                             cublasSideMode_t side, cublasFillMode_t uplo,
                             cublasOperation_t trans, cublasXtDiagType_t diag,
                             size_t m, size_t n,
                             const cuDoubleComplex *alpha,
                             const cuDoubleComplex *A, size_t lda,
                             cuDoubleComplex *B, size_t ldb)

```

This function solves the triangular linear system with multiple right-hand-sides

$$\begin{cases} \text{op}(A)X = \alpha B & \text{if side} == \text{CUBLAS_SIDE_LEFT} \\ X\text{op}(A) = \alpha B & \text{if side} == \text{CUBLAS_SIDE_RIGHT} \end{cases}$$

where A is a triangular matrix stored in lower or upper mode with or without the main diagonal, X and B are $m \times n$ matrices, and α is a scalar. Also, for matrix A

$$\text{op}(A) = \begin{cases} A & \text{if transa} == \text{CUBLAS_OP_N} \\ A^T & \text{if transa} == \text{CUBLAS_OP_T} \\ A^H & \text{if transa} == \text{CUBLAS_OP_C} \end{cases}$$

The solution X overwrites the right-hand-sides B on exit.

No test for singularity or near-singularity is included in this function.

Param.	Memory	In/out	Meaning
handle		input	handle to the cuBLASXt API context.
side		input	indicates if matrix \mathbf{A} is on the left or right of \mathbf{x} .
uplo		input	indicates if matrix \mathbf{A} lower or upper part is stored, the other part is not referenced and is inferred from the stored elements.
trans		input	operation $\text{op}(\mathbf{A})$ that is non- or (conj.) transpose.
diag		input	indicates if the elements on the main diagonal of matrix \mathbf{A} are unity and should not be accessed.

Param.	Memory	In/out	Meaning
m		input	number of rows of matrix B , with matrix A sized accordingly.
n		input	number of columns of matrix B , with matrix A is sized accordingly.
alpha	host	input	<type> scalar used for multiplication, if <code>alpha==0</code> then A is not referenced and B does not have to be a valid input.
A	host or device	input	<type> array of dimension <code>lda x m</code> with <code>lda>=max(1,m)</code> if <code>side == CUBLAS_SIDE_LEFT</code> and <code>lda x n</code> with <code>lda>=max(1,n)</code> otherwise.
lda		input	leading dimension of two-dimensional array used to store matrix A .
B	host or device	in/out	<type> array. It has dimensions <code>ldb x n</code> with <code>ldb>=max(1,m)</code> .
ldb		input	leading dimension of two-dimensional array used to store matrix B .

The possible error values returned by this function and their meanings are listed below.

Error Value	Meaning
<code>CUBLAS_STATUS_SUCCESS</code>	the operation completed successfully
<code>CUBLAS_STATUS_NOT_INITIALIZED</code>	the library was not initialized
<code>CUBLAS_STATUS_INVALID_VALUE</code>	the parameters <code>m, n < 0</code>
<code>CUBLAS_STATUS_ARCH_MISMATCH</code>	the device does not support double-precision
<code>CUBLAS_STATUS_EXECUTION_FAILED</code>	the function failed to launch on the GPU

For references please refer to:

[strsm](#), [dtrsm](#), [ctrsm](#), [ztrsm](#)

4.4.11. cublasXt<t>trmm()

```

cublasStatus_t cublasXtStrmm(cublasXtHandle_t handle,
                             cublasSideMode_t side, cublasFillMode_t uplo,
                             cublasOperation_t trans, cublasDiagType_t diag,
                             size_t m, size_t n,
                             const float          *alpha,
                             const float          *A, size_t lda,
                             const float          *B, size_t ldb,
                             float                *C, size_t ldc)
cublasStatus_t cublasXtDtrmm(cublasXtHandle_t handle,
                             cublasSideMode_t side, cublasFillMode_t uplo,
                             cublasOperation_t trans, cublasDiagType_t diag,
                             size_t m, size_t n,
                             const double         *alpha,
                             const double         *A, size_t lda,
                             const double         *B, size_t ldb,
                             double               *C, size_t ldc)
cublasStatus_t cublasXtCtrmm(cublasXtHandle_t handle,
                             cublasSideMode_t side, cublasFillMode_t uplo,
                             cublasOperation_t trans, cublasDiagType_t diag,
                             size_t m, size_t n,
                             const cuComplex      *alpha,
                             const cuComplex      *A, size_t lda,
                             const cuComplex      *B, size_t ldb,
                             cuComplex            *C, size_t ldc)
cublasStatus_t cublasXtZtrmm(cublasXtHandle_t handle,
                             cublasSideMode_t side, cublasFillMode_t uplo,
                             cublasOperation_t trans, cublasDiagType_t diag,
                             size_t m, size_t n,
                             const cuDoubleComplex *alpha,
                             const cuDoubleComplex *A, size_t lda,
                             const cuDoubleComplex *B, size_t ldb,
                             cuDoubleComplex       *C, size_t ldc)

```

This function performs the triangular matrix-matrix multiplication

$$C = \begin{cases} \alpha \text{op}(A)B & \text{if side} == \text{CUBLAS_SIDE_LEFT} \\ \alpha B \text{op}(A) & \text{if side} == \text{CUBLAS_SIDE_RIGHT} \end{cases}$$

where A is a triangular matrix stored in lower or upper mode with or without the main diagonal, B and C are $m \times n$ matrix, and α is a scalar. Also, for matrix A

$$\text{op}(A) = \begin{cases} A & \text{if transa} == \text{CUBLAS_OP_N} \\ A^T & \text{if transa} == \text{CUBLAS_OP_T} \\ A^H & \text{if transa} == \text{CUBLAS_OP_C} \end{cases}$$

Notice that in order to achieve better parallelism, similarly to the cublas API, cuBLASXt API differs from the BLAS API for this routine. The BLAS API assumes an in-place implementation (with results written back to B), while the cuBLASXt API assumes an out-of-place implementation (with results written into C). The application can still obtain the in-place functionality of BLAS in the cuBLASXt API by passing the address of the matrix B in place of the matrix C. No other overlapping in the input parameters is supported.

Param.	Memory	In/out	Meaning
handle		input	handle to the cuBLASXt API context.
side		input	indicates if matrix A is on the left or right of B .

Param.	Memory	In/out	Meaning
uplo		input	indicates if matrix A lower or upper part is stored, the other part is not referenced and is inferred from the stored elements.
trans		input	operation $op(\mathbf{A})$ that is non- or (conj.) transpose.
diag		input	indicates if the elements on the main diagonal of matrix A are unity and should not be accessed.
m		input	number of rows of matrix B , with matrix A sized accordingly.
n		input	number of columns of matrix B , with matrix A sized accordingly.
alpha	host	input	<type> scalar used for multiplication, if $\alpha==0$ then A is not referenced and B does not have to be a valid input.
A	host or device	input	<type> array of dimension $lda \times m$ with $lda \geq \max(1, m)$ if <code>side == CUBLAS_SIDE_LEFT</code> and $lda \times n$ with $lda \geq \max(1, n)$ otherwise.
lda		input	leading dimension of two-dimensional array used to store matrix A .
B	host or device	input	<type> array of dimension $ldb \times n$ with $ldb \geq \max(1, m)$.
ldb		input	leading dimension of two-dimensional array used to store matrix B .
C	host or device	in/out	<type> array of dimension $ldc \times n$ with $ldc \geq \max(1, m)$.
ldc		input	leading dimension of two-dimensional array used to store matrix C .

The possible error values returned by this function and their meanings are listed below.

Error Value	Meaning
<code>CUBLAS_STATUS_SUCCESS</code>	the operation completed successfully
<code>CUBLAS_STATUS_NOT_INITIALIZED</code>	the library was not initialized
<code>CUBLAS_STATUS_INVALID_VALUE</code>	the parameters $m, n < 0$
<code>CUBLAS_STATUS_ARCH_MISMATCH</code>	the device does not support double-precision
<code>CUBLAS_STATUS_EXECUTION_FAILED</code>	the function failed to launch on the GPU

For references please refer to:

[strmm](#), [dtrmm](#), [ctrmm](#), [ztrmm](#)

4.4.12. cublasXt<t>spmm()

```

cublasStatus_t cublasXtSspmm( cublasXtHandle_t handle,
                              cublasSideMode_t side,
                              cublasFillMode_t uplo,
                              size_t m,
                              size_t n,
                              const float *alpha,
                              const float *AP,
                              const float *B,
                              size_t ldb,
                              const float *beta,
                              float *C,
                              size_t ldc );

cublasStatus_t cublasXtDspmm( cublasXtHandle_t handle,
                              cublasSideMode_t side,
                              cublasFillMode_t uplo,
                              size_t m,
                              size_t n,
                              const double *alpha,
                              const double *AP,
                              const double *B,
                              size_t ldb,
                              const double *beta,
                              double *C,
                              size_t ldc );

cublasStatus_t cublasXtCspmm( cublasXtHandle_t handle,
                              cublasSideMode_t side,
                              cublasFillMode_t uplo,
                              size_t m,
                              size_t n,
                              const cuComplex *alpha,
                              const cuComplex *AP,
                              const cuComplex *B,
                              size_t ldb,
                              const cuComplex *beta,
                              cuComplex *C,
                              size_t ldc );

cublasStatus_t cublasXtZspmm( cublasXtHandle_t handle,
                              cublasSideMode_t side,
                              cublasFillMode_t uplo,
                              size_t m,
                              size_t n,
                              const cuDoubleComplex *alpha,
                              const cuDoubleComplex *AP,
                              const cuDoubleComplex *B,
                              size_t ldb,
                              const cuDoubleComplex *beta,
                              cuDoubleComplex *C,
                              size_t ldc );

```

This function performs the symmetric packed matrix-matrix multiplication

$$C = \begin{cases} \alpha AB + \beta C & \text{if side == CUBLAS_SIDE_LEFT} \\ \alpha BA + \beta C & \text{if side == CUBLAS_SIDE_RIGHT} \end{cases}$$

where A is a $n \times n$ symmetric matrix stored in packed format, B and C are $m \times n$ matrices, and α and β are scalars.

If `uplo == CUBLAS_FILL_MODE_LOWER` then the elements in the lower triangular part of the symmetric matrix A are packed together column by column without gaps, so

that the element $A(i, j)$ is stored in the memory location $\mathbf{AP}[i + ((2 * n - j + 1) * j) / 2]$ for $j = 1, \dots, n$ and $i \geq j$. Consequently, the packed format requires only $\frac{n(n+1)}{2}$ elements for storage.

If `uplo == CUBLAS_FILL_MODE_UPPER` then the elements in the upper triangular part of the symmetric matrix A are packed together column by column without gaps, so that the element $A(i, j)$ is stored in the memory location $\mathbf{AP}[i + (j * (j + 1)) / 2]$ for $j = 1, \dots, n$ and $i \leq j$. Consequently, the packed format requires only $\frac{n(n+1)}{2}$ elements for storage.



The packed matrix AP must be located on the Host whereas the other matrices can be located on the Host or any GPU device

Param.	Memory	In/out	Meaning
handle		input	handle to the cuBLASXt API context.
side		input	indicates if matrix A is on the left or right of B .
uplo		input	indicates if matrix A lower or upper part is stored, the other symmetric part is not referenced and is inferred from the stored elements.
m		input	number of rows of matrix A and B , with matrix A sized accordingly.
n		input	number of columns of matrix C and A , with matrix A sized accordingly.
alpha	host	input	<type> scalar used for multiplication.
AP	host	input	<type> array with A stored in packed format.
B	host or device	input	<type> array of dimension $\mathbf{ldb} \times n$ with $\mathbf{ldb} \geq \max(1, m)$.
ldb		input	leading dimension of two-dimensional array used to store matrix B .
beta	host	input	<type> scalar used for multiplication, if <code>beta == 0</code> then C does not have to be a valid input.
C	host or device	in/out	<type> array of dimension $\mathbf{ldc} \times n$ with $\mathbf{ldc} \geq \max(1, m)$.
ldc		input	leading dimension of two-dimensional array used to store matrix C .

The possible error values returned by this function and their meanings are listed below.

Error Value	Meaning
CUBLAS_STATUS_SUCCESS	the operation completed successfully
CUBLAS_STATUS_NOT_INITIALIZED	the library was not initialized
CUBLAS_STATUS_INVALID_VALUE	the parameters $m, n < 0$
CUBLAS_STATUS_ARCH_MISMATCH	the device does not support double-precision

Error Value	Meaning
CUBLAS_STATUS_NOT_SUPPORTED	the matrix AP is located on a GPU device
CUBLAS_STATUS_EXECUTION_FAILED	the function failed to launch on the GPU

For references please refer to:

[ssymm](#), [dsymm](#), [csymm](#), [zsymm](#)

Appendix A.

USING THE CUBLAS LEGACY API

This appendix does not provide a full reference of each Legacy API datatype and entry point. Instead, it describes how to use the API, especially where this is different from the regular cuBLAS API.

Note that in this section, all references to the “cuBLAS Library” refer to the Legacy cuBLAS API only.

A.1. Error Status

The `cublasStatus` type is used for function status returns. The cuBLAS Library helper functions return status directly, while the status of core functions can be retrieved using `cublasGetError()`. Notice that reading the error status via `cublasGetError()`, resets the internal error state to `CUBLAS_STATUS_SUCCESS`. Currently, the following values for are defined:

Value	Meaning
<code>CUBLAS_STATUS_SUCCESS</code>	the operation completed successfully
<code>CUBLAS_STATUS_NOT_INITIALIZED</code>	the library was not initialized
<code>CUBLAS_STATUS_ALLOC_FAILED</code>	the resource allocation failed
<code>CUBLAS_STATUS_INVALID_VALUE</code>	an invalid numerical value was used as an argument
<code>CUBLAS_STATUS_ARCH_MISMATCH</code>	an absent device architectural feature is required
<code>CUBLAS_STATUS_MAPPING_ERROR</code>	an access to GPU memory space failed
<code>CUBLAS_STATUS_EXECUTION_FAILED</code>	the GPU program failed to execute
<code>CUBLAS_STATUS_INTERNAL_ERROR</code>	an internal operation failed
<code>CUBLAS_STATUS_NOT_SUPPORTED</code>	the feature required is not supported

This legacy type corresponds to type `cublasStatus_t` in the cuBLAS library API.

A.2. Initialization and Shutdown

The functions `cublasInit()` and `cublasShutdown()` are used to initialize and shutdown the cuBLAS library. It is recommended for `cublasInit()` to be called before any other function is invoked. It allocates hardware resources on the GPU device that is currently bound to the host thread from which it was invoked.

The legacy initialization and shutdown functions are similar to the cuBLAS library API routines `cublasCreate()` and `cublasDestroy()`.

A.3. Thread Safety

The legacy API is not thread safe when used with multiple host threads and devices. It is recommended to be used only when utmost compatibility with Fortran is required and when a single host thread is used to setup the library and make all the functions calls.

A.4. Memory Management

The memory used by the legacy cuBLAS library API is allocated and released using functions `cublasAlloc()` and `cublasFree()`, respectively. These functions create and destroy an object in the GPU memory space capable of holding an array of `n` elements, where each element requires `elemSize` bytes of storage. Please see the legacy cuBLAS API header file "cublas.h" for the prototypes of these functions.

The function `cublasAlloc()` is a wrapper around the function `cudaMalloc()`, therefore device pointers returned by `cublasAlloc()` can be passed to any CUDA™ device kernel functions. However, these device pointers can not be dereferenced in the host code. The function `cublasFree()` is a wrapper around the function `cudaFree()`.

A.5. Scalar Parameters

There are two categories of the functions that use scalar parameters :

- ▶ Functions that take `alpha` and/or `beta` parameters by reference on the host or the device as scaling factors, such as `gemm`.
- ▶ Functions that return a scalar result on the host or the device such as `amax()`, `amin`, `asum()`, `rotg()`, `rotmg()`, `dot()` and `nrm2()`.

For the functions of the first category, when the pointer mode is set to `CUBLAS_POINTER_MODE_HOST`, the scalar parameters `alpha` and/or `beta` can be on the stack or allocated on the heap. Underneath, the CUDA kernels related to those functions will be launched with the value of `alpha` and/or `beta`. Therefore if they were allocated on the heap, they can be freed just after the return of the call even though the kernel launch is asynchronous. When the pointer mode is set to `CUBLAS_POINTER_MODE_DEVICE`, `alpha` and/or `beta` must be accessible on the

device and their values should not be modified until the kernel is done. Note that since `cudaFree()` does an implicit `cudaDeviceSynchronize()`, `cudaFree()` can still be called on `alpha` and/or `beta` just after the call but it would defeat the purpose of using this pointer mode in that case.

For the functions of the second category, when the pointer mode is set to `CUBLAS_POINTER_MODE_HOST`, these functions block the CPU, until the GPU has completed its computation and the results have been copied back to the Host. When the pointer mode is set to `CUBLAS_POINTER_MODE_DEVICE`, these functions return immediately. In this case, similar to matrix and vector results, the scalar result is ready only when execution of the routine on the GPU has completed. This requires proper synchronization in order to read the result from the host.

In either case, the pointer mode `CUBLAS_POINTER_MODE_DEVICE` allows the library functions to execute completely asynchronously from the Host even when `alpha` and/or `beta` are generated by a previous kernel. For example, this situation can arise when iterative methods for solution of linear systems and eigenvalue problems are implemented using the cuBLAS library.

A.6. Helper Functions

In this section we list the helper functions provided by the legacy cuBLAS API and their functionality. For the exact prototypes of these functions please refer to the legacy cuBLAS API header file “`cublas.h`”.

Helper function	Meaning
<code>cublasInit()</code>	initialize the library
<code>cublasShutdown()</code>	shuts down the library
<code>cublasGetError()</code>	retrieves the error status of the library
<code>cublasSetKernelStream()</code>	sets the stream to be used by the library
<code>cublasAlloc()</code>	allocates the device memory for the library
<code>cublasFree()</code>	releases the device memory allocated for the library
<code>cublasSetVector()</code>	copies a vector \mathbf{x} on the host to a vector on the GPU
<code>cublasGetVector()</code>	copies a vector \mathbf{x} on the GPU to a vector on the host
<code>cublasSetMatrix()</code>	copies a $m \times n$ tile from a matrix on the host to the GPU
<code>cublasGetMatrix()</code>	copies a $m \times n$ tile from a matrix on the GPU to the host
<code>cublasSetVectorAsync()</code>	similar to <code>cublasSetVector()</code> , but the copy is asynchronous

Helper function	Meaning
<code>cublasGetVectorAsync()</code>	similar to <code>cublasGetVector()</code> , but the copy is asynchronous
<code>cublasSetMatrixAsync()</code>	similar to <code>cublasSetMatrix()</code> , but the copy is asynchronous
<code>cublasGetMatrixAsync()</code>	similar to <code>cublasGetMatrix()</code> , but the copy is asynchronous

A.7. Level-1,2,3 Functions

The Level-1,2,3 cuBLAS functions (also called core functions) have the same name and behavior as the ones listed in the chapters 3, 4 and 5 in this document. Please refer to the legacy cuBLAS API header file “cublas.h” for their exact prototype. Also, the next section talks a bit more about the differences between the legacy and the cuBLAS API prototypes, more specifically how to convert the function calls from one API to another.

A.8. Converting Legacy to the cuBLAS API

There are a few general rules that can be used to convert from legacy to the cuBLAS API.

Exchange the header file “cublas.h” for “cublas_v2.h”.

Exchange the type `cublasStatus` for `cublasStatus_t`.

Exchange the function `cublasSetKernelStream()` for `cublasSetStream()`.

Exchange the function `cublasAlloc()` and `cublasFree()` for `cudaMalloc()` and `cudaFree()`, respectively. Notice that `cudaMalloc()` expects the size of the allocated memory to be provided in bytes (usually simply provide `n x elemSize` to allocate `n` elements, each of size `elemSize` bytes).

Declare the `cublasHandle_t` cuBLAS library handle.

Initialize the handle using `cublasCreate()`. Also, release the handle once finished using `cublasDestroy()`.

Add the handle as the first parameter to all the cuBLAS library function calls.

Change the scalar parameters to be passed by reference, instead of by value (usually simply adding “&” symbol in C/C++ is enough, because the parameters are passed by reference on the host by *default*). However, note that if the routine is running asynchronously, then the variable holding the scalar parameter cannot be changed until the kernels that the routine dispatches are completed. See the CUDA C++ Programming Guide for a detailed discussion of how to use streams.

Change the parameter characters 'N' or 'n' (non-transpose operation), 'T' or 't' (transpose operation) and 'C' or 'c' (conjugate transpose operation) to `CUBLAS_OP_N`, `CUBLAS_OP_T` and `CUBLAS_OP_C`, respectively.

Change the parameter characters 'L' or 'l' (lower part filled) and 'U' or 'u' (upper part filled) to `CUBLAS_FILL_MODE_LOWER` and `CUBLAS_FILL_MODE_UPPER`, respectively.

Change the parameter characters 'N' or 'n' (non-unit diagonal) and 'U' or 'u' (unit diagonal) to `CUBLAS_DIAG_NON_UNIT` and `CUBLAS_DIAG_UNIT`, respectively.

Change the parameter characters 'L' or 'l' (left side) and 'R' or 'r' (right side) to `CUBLAS_SIDE_LEFT` and `CUBLAS_SIDE_RIGHT`, respectively.

If the legacy API function returns a scalar value, add an extra scalar parameter of the same type passed by reference, as the last parameter to the same function.

Instead of using `cublasGetError`, use the return value of the function itself to check for errors.

Finally, please use the function prototypes in the header files "cublas.h" and "cublas_v2.h" to check the code for correctness.

A.9. Examples

For sample code references that use the legacy cuBLAS API please see the two examples below. They show an application written in C using the legacy cuBLAS library API with two indexing styles (Example A.1. "Application Using C and cuBLAS: 1-based indexing" and Example A.2. "Application Using C and cuBLAS: 0-based Indexing"). This application is analogous to the one using the cuBLAS library API that is shown in the Introduction chapter.

Example A.1. Application Using C and cuBLAS: 1-based indexing

```

//-----
#include <stdio.h>
#include <stdlib.h>
#include <math.h>
#include "cublas.h"
#define M 6
#define N 5
#define IDX2F(i,j,ld) (((j)-1)*(ld))+((i)-1)

static __inline__ void modify (float *m, int ldm, int n, int p, int q, float
alpha, float beta){
    cublasSscal (n-q+1, alpha, &m[IDX2F(p,q,ldm)], ldm);
    cublasSscal (ldm-p+1, beta, &m[IDX2F(p,q,ldm)], 1);
}

int main (void){
    int i, j;
    cublasStatus stat;
    float* devPtrA;
    float* a = 0;
    a = (float *)malloc (M * N * sizeof (*a));
    if (!a) {
        printf ("host memory allocation failed");
        return EXIT_FAILURE;
    }
    for (j = 1; j <= N; j++) {
        for (i = 1; i <= M; i++) {
            a[IDX2F(i,j,M)] = (float)((i-1) * M + j);
        }
    }
    cublasInit();
    stat = cublasAlloc (M*N, sizeof(*a), (void**)&devPtrA);
    if (stat != cuBLAS_STATUS_SUCCESS) {
        printf ("device memory allocation failed");
        cublasShutdown();
        return EXIT_FAILURE;
    }
    stat = cublasSetMatrix (M, N, sizeof(*a), a, M, devPtrA, M);
    if (stat != cuBLAS_STATUS_SUCCESS) {
        printf ("data download failed");
        cublasFree (devPtrA);
        cublasShutdown();
        return EXIT_FAILURE;
    }
    modify (devPtrA, M, N, 2, 3, 16.0f, 12.0f);
    stat = cublasGetMatrix (M, N, sizeof(*a), devPtrA, M, a, M);
    if (stat != cuBLAS_STATUS_SUCCESS) {
        printf ("data upload failed");
        cublasFree (devPtrA);
        cublasShutdown();
        return EXIT_FAILURE;
    }
    cublasFree (devPtrA);
    cublasShutdown();
    for (j = 1; j <= N; j++) {
        for (i = 1; i <= M; i++) {
            printf ("%7.0f", a[IDX2F(i,j,M)]);
        }
        printf ("\n");
    }
    free(a);
    return EXIT_SUCCESS;
}

```

Example A.2. Application Using C and cuBLAS: 0-based indexing

```

//-----
#include <stdio.h>
#include <stdlib.h>
#include <math.h>
#include "cublas.h"
#define M 6
#define N 5
#define IDX2C(i,j,ld) (((j)*(ld))+(i))

static __inline__ void modify (float *m, int ldm, int n, int p, int q, float
alpha, float beta){
    cublasSscal (n-q, alpha, &m[IDX2C(p,q,ldm)], ldm);
    cublasSscal (ldm-p, beta, &m[IDX2C(p,q,ldm)], 1);
}

int main (void){
    int i, j;
    cublasStatus stat;
    float* devPtrA;
    float* a = 0;
    a = (float *)malloc (M * N * sizeof (*a));
    if (!a) {
        printf ("host memory allocation failed");
        return EXIT_FAILURE;
    }
    for (j = 0; j < N; j++) {
        for (i = 0; i < M; i++) {
            a[IDX2C(i,j,M)] = (float)(i * M + j + 1);
        }
    }
    cublasInit();
    stat = cublasAlloc (M*N, sizeof(*a), (void**)&devPtrA);
    if (stat != cuBLAS_STATUS_SUCCESS) {
        printf ("device memory allocation failed");
        cublasShutdown();
        return EXIT_FAILURE;
    }
    stat = cublasSetMatrix (M, N, sizeof(*a), a, M, devPtrA, M);
    if (stat != cuBLAS_STATUS_SUCCESS) {
        printf ("data download failed");
        cublasFree (devPtrA);
        cublasShutdown();
        return EXIT_FAILURE;
    }
    modify (devPtrA, M, N, 1, 2, 16.0f, 12.0f);
    stat = cublasGetMatrix (M, N, sizeof(*a), devPtrA, M, a, M);
    if (stat != cuBLAS_STATUS_SUCCESS) {
        printf ("data upload failed");
        cublasFree (devPtrA);
        cublasShutdown();
        return EXIT_FAILURE;
    }
    cublasFree (devPtrA);
    cublasShutdown();
    for (j = 0; j < N; j++) {
        for (i = 0; i < M; i++) {
            printf ("%7.0f", a[IDX2C(i,j,M)]);
        }
        printf ("\n");
    }
    free(a);
    return EXIT_SUCCESS;
}

```


Appendix B.

CUBLAS FORTRAN BINDINGS

The cuBLAS library is implemented using the C-based CUDA toolchain. Thus, it provides a C-style API. This makes interfacing to applications written in C and C++ trivial, but the library can also be used by applications written in Fortran. In particular, the cuBLAS library uses 1-based indexing and Fortran-style column-major storage for multidimensional data to simplify interfacing to Fortran applications. Unfortunately, Fortran-to-C calling conventions are not standardized and differ by platform and toolchain. In particular, differences may exist in the following areas:

- ▶ symbol names (capitalization, name decoration)
- ▶ argument passing (by value or reference)
- ▶ passing of string arguments (length information)
- ▶ passing of pointer arguments (size of the pointer)
- ▶ returning floating-point or compound data types (for example single-precision or complex data types)

To provide maximum flexibility in addressing those differences, the cuBLAS Fortran interface is provided in the form of wrapper functions and is part of the Toolkit delivery. The C source code of those wrapper functions is located in the `src` directory and provided in two different forms:

- ▶ the thunking wrapper interface located in the file `fortran_thunking.c`
- ▶ the direct wrapper interface located in the file `fortran.c`

The code of one of those 2 files needs to be compiled into an application for it to call the cuBLAS API functions. Providing source code allows users to make any changes necessary for a particular platform and toolchain.

The code in those two C files has been used to demonstrate interoperability with the compilers g77 3.2.3 and g95 0.91 on 32-bit Linux, g77 3.4.5 and g95 0.91 on 64-bit Linux, Intel Fortran 9.0 and Intel Fortran 10.0 on 32-bit and 64-bit Microsoft Windows XP, and g77 3.4.0 and g95 0.92 on Mac OS X.

Note that for g77, use of the compiler flag `-fno-second-underscore` is required to use these wrappers as provided. Also, the use of the default calling conventions with regard to argument and return value passing is expected. Using the flag `-fno-f2c` changes the default calling convention with respect to these two items.

The thinking wrappers allow interfacing to existing Fortran applications without any changes to the application. During each call, the wrappers allocate GPU memory, copy source data from CPU memory space to GPU memory space, call cuBLAS, and finally copy back the results to CPU memory space and deallocate the GPU memory. As this process causes very significant call overhead, these wrappers are intended for light testing, not for production code. To use the thinking wrappers, the application needs to be compiled with the file `fortran_thinking.c`

The direct wrappers, intended for production code, substitute device pointers for vector and matrix arguments in all BLAS functions. To use these interfaces, existing applications need to be modified slightly to allocate and deallocate data structures in GPU memory space (using `cuBLAS_ALLOC` and `cuBLAS_FREE`) and to copy data between GPU and CPU memory spaces (using `cuBLAS_SET_VECTOR`, `cuBLAS_GET_VECTOR`, `cuBLAS_SET_MATRIX`, and `cuBLAS_GET_MATRIX`). The sample wrappers provided in `fortran.c` map device pointers to the OS-dependent type `size_t`, which is 32-bit wide on 32-bit platforms and 64-bit wide on a 64-bit platforms.

One approach to deal with index arithmetic on device pointers in Fortran code is to use C-style macros, and use the C preprocessor to expand these, as shown in the example below. On Linux and Mac OS X, one way of pre-processing is to use the option `'-E -x f77-cpp-input'` when using `g77` compiler, or simply the option `'-cpp'` when using `g95` or

gfortran. On Windows platforms with Microsoft Visual C/C++, using 'cl -EP' achieves similar results.

```
! Example B.1. Fortran 77 Application Executing on the Host
! -----
subroutine modify ( m, ldm, n, p, q, alpha, beta )
  implicit none
  integer ldm, n, p, q
  real*4 m (ldm, *) , alpha , beta
  external cublas_sscal
  call cublas_sscal (n-p+1, alpha , m(p,q), ldm)
  call cublas_sscal (ldm-p+1, beta, m(p,q), 1)
  return
end

program matrixmod
  implicit none
  integer M,N
  parameter (M=6, N=5)
  real*4 a(M,N)
  integer i, j
  external cublas_init
  external cublas_shutdown

  do j = 1, N
    do i = 1, M
      a(i, j) = (i-1)*M + j
    enddo
  enddo
  call cublas_init
  call modify ( a, M, N, 2, 3, 16.0, 12.0 )
  call cublas_shutdown
  do j = 1, N
    do i = 1, M
      write(*, "(F7.0$)") a(i,j)
    enddo
    write (*,*) ""
  enddo
  stop
end
```

When traditional fixed-form Fortran 77 code is ported to use the cuBLAS library, line length often increases when the BLAS calls are exchanged for cuBLAS calls. Longer function names and possible macro expansion are contributing factors. Inadvertently exceeding the maximum line length can lead to run-time errors that are difficult to find, so care should be taken not to exceed the 72-column limit if fixed form is retained.

The examples in this chapter show a small application implemented in Fortran 77 on the host and the same application with the non-thinking wrappers after it has been ported to use the cuBLAS library.

The second example should be compiled with ARCH_64 defined as 1 on 64-bit OS system and as 0 on 32-bit OS system. For example for g95 or gfortran, this can be done directly on the command line by using the option '-cpp -DARCH_64=1'.

```

! Example B.2. Same Application Using Non-thinking cuBLAS Calls
!-----
#define IDX2F(i,j,ld) (((j)-1)*(ld))+((i)-1)
  subroutine modify ( devPtrM, ldm, n, p, q, alpha, beta )
    implicit none
    integer sizeof_real
    parameter (sizeof_real=4)
    integer ldm, n, p, q
#if ARCH_64
    integer*8 devPtrM
#else
    integer*4 devPtrM
#endif
    real*4 alpha, beta
    call cublas_sscal ( n-p+1, alpha,
      1 devPtrM+IDX2F(p, q, ldm)*sizeof_real,
      2 ldm)
    call cublas_sscal(ldm-p+1, beta,
      1 devPtrM+IDX2F(p, q, ldm)*sizeof_real,
      2 1)
    return
  end
  program matrixmod
    implicit none
    integer M,N,sizeof_real
#if ARCH_64
    integer*8 devPtrA
#else
    integer*4 devPtrA
#endif
    parameter(M=6,N=5,sizeof_real=4)
    real*4 a(M,N)
    integer i,j,stat
    external cublas_init, cublas_set_matrix, cublas_get_matrix
    external cublas_shutdown, cublas_alloc
    integer cublas_alloc, cublas_set_matrix, cublas_get_matrix
    do j=1,N
      do i=1,M
        a(i,j)=(i-1)*M+j
      enddo
    enddo
    call cublas_init
    stat= cublas_alloc(M*N, sizeof_real, devPtrA)
    if (stat.NE.0) then
      write(*,*) "device memory allocation failed"
      call cublas_shutdown
      stop
    endif
    stat = cublas_set_matrix(M,N,sizeof_real,a,M,devPtrA,M)
    if (stat.NE.0) then
      call cublas_free( devPtrA )
      write(*,*) "data download failed"
      call cublas_shutdown
      stop
    endif
  end

```

--- Code block continues below. Space added for formatting purposes. ---

```
call modify(devPtrA, M, N, 2, 3, 16.0, 12.0)
stat = cublas_get_matrix(M, N, sizeof_real, devPtrA, M, a, M )
if (stat.NE.0) then
call cublas_free ( devPtrA )
write(*,*) "data upload failed"
call cublas_shutdown
stop
endif
call cublas_free ( devPtrA )
call cublas_shutdown
do j = 1 , N
    do i = 1 , M
        write (*,"(F7.0$)") a(i,j)
    enddo
    write (*,*) ""
enddo
stop
end
```

Appendix C.

ACKNOWLEDGEMENTS

NVIDIA would like to thank the following individuals and institutions for their contributions:

- ▶ Portions of the SGEMM, DGEMM, CGEMM and ZGEMM library routines were written by Vasily Volkov of the University of California.
- ▶ Portions of the SGEMM, DGEMM and ZGEMM library routines were written by Davide Barbieri of the University of Rome Tor Vergata.
- ▶ Portions of the DGEMM and SGEMM library routines optimized for Fermi architecture were developed by the University of Tennessee. Subsequently, several other routines that are optimized for the Fermi architecture have been derived from these initial DGEMM and SGEMM implementations.
- ▶ The substantial optimizations of the STRSV, DTRSV, CTRSV and ZTRSV library routines were developed by Jonathan Hogg of The Science and Technology Facilities Council (STFC). Subsequently, some optimizations of the STRSM, DTRSM, CTRSM and ZTRSM have been derived from these TRSV implementations.
- ▶ Substantial optimizations of the SYMV and HEMV library routines were developed by Ahmad Abdelfattah, David Keyes and Hatem Ltaief of King Abdullah University of Science and Technology (KAUST).
- ▶ Substantial optimizations of the TRMM and TRSM library routines were developed by Ali Charara, David Keyes and Hatem Ltaief of King Abdullah University of Science and Technology (KAUST).
- ▶ This product includes `{fmt}` - A modern formatting library <https://fmt.dev> Copyright (c) 2012 - present, Victor Zverovich.
- ▶ This product includes `spdlog` - Fast C++ logging library. <https://github.com/gabime/spdlog> The MIT License (MIT).
- ▶ This product includes SIMD Library for Evaluating Elementary Functions, vectorized libm and DFT <https://sleef.org> Boost Software License - Version 1.0 - August 17th, 2003.

Notice

ALL NVIDIA DESIGN SPECIFICATIONS, REFERENCE BOARDS, FILES, DRAWINGS, DIAGNOSTICS, LISTS, AND OTHER DOCUMENTS (TOGETHER AND SEPARATELY, "MATERIALS") ARE BEING PROVIDED "AS IS." NVIDIA MAKES NO WARRANTIES, EXPRESSED, IMPLIED, STATUTORY, OR OTHERWISE WITH RESPECT TO THE MATERIALS, AND EXPRESSLY DISCLAIMS ALL IMPLIED WARRANTIES OF NONINFRINGEMENT, MERCHANTABILITY, AND FITNESS FOR A PARTICULAR PURPOSE.

Information furnished is believed to be accurate and reliable. However, NVIDIA Corporation assumes no responsibility for the consequences of use of such information or for any infringement of patents or other rights of third parties that may result from its use. No license is granted by implication of otherwise under any patent rights of NVIDIA Corporation. Specifications mentioned in this publication are subject to change without notice. This publication supersedes and replaces all other information previously supplied. NVIDIA Corporation products are not authorized as critical components in life support devices or systems without express written approval of NVIDIA Corporation.

Trademarks

NVIDIA and the NVIDIA logo are trademarks or registered trademarks of NVIDIA Corporation in the U.S. and other countries. Other company and product names may be trademarks of the respective companies with which they are associated.

Copyright

© 2007-2020 NVIDIA Corporation. All rights reserved.