



## WebUI Layout

# Table of contents

Top Bar

---

Sidebar Menu

---

# List of Figures

Figure 0. Image 2024 4 30 12 19 3 Version 1 Modificationdate 1716898994303 Api V2

---

Figure 1. Dashboard Icon Version 1 Modificationdate 1716899005067 Api V2

---

Figure 2. Network Map Icon Version 1 Modificationdate 1716899004517 Api V2

---

Figure 3. Managed Elements Icon Version 1 Modificationdate 1716899004083 Api V2

---

Figure 4. Logical Elements Icon Version 1 Modificationdate 1716899003773 Api V2

---

Figure 5. Events Alarms Icon Version 1 Modificationdate 1716899003173 Api V2

---

Figure 6. Telemetry Icon Version 1 Modificationdate 1716899002423 Api V2

---

Figure 7. System Health Icon Version 1 Modificationdate 1716899001620 Api V2

---

Figure 8. Jobs Icon Version 1 Modificationdate 1716899001223 Api V2

---

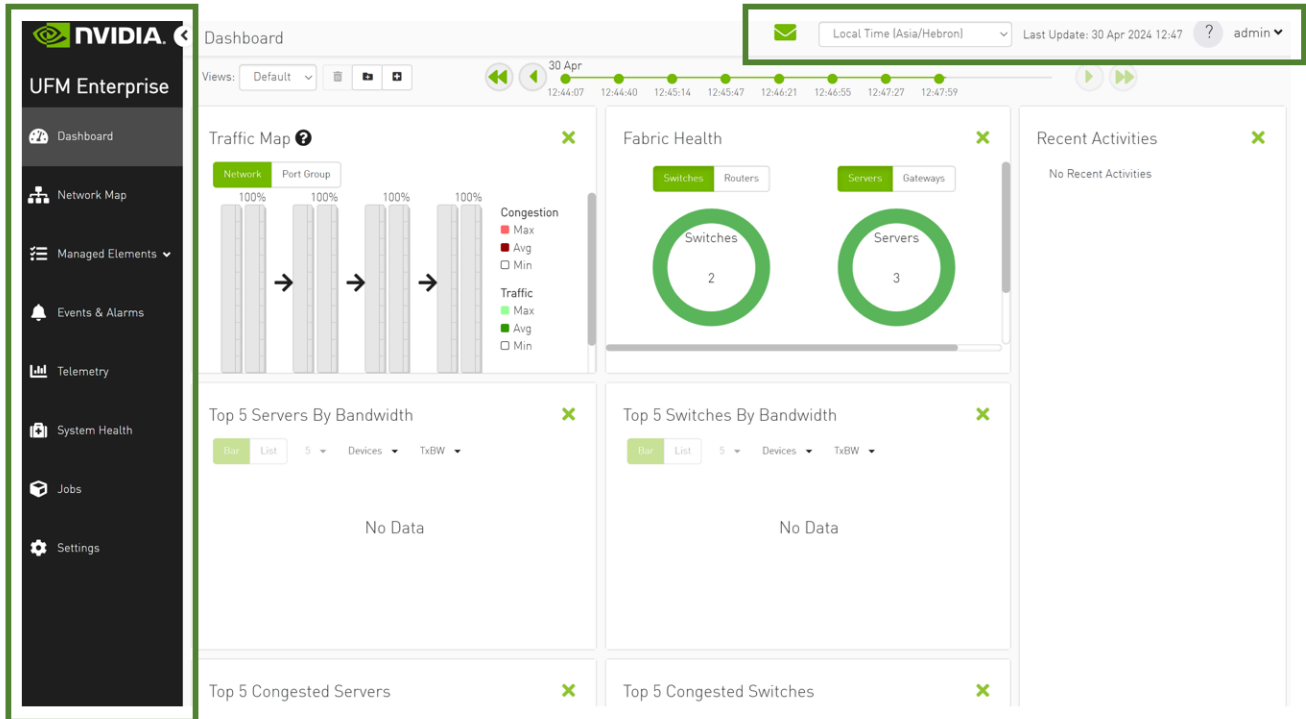
Figure 9. Settings Icon Version 1 Modificationdate 1716899000090 Api V2

---

The UFM WebUI contains two main areas:

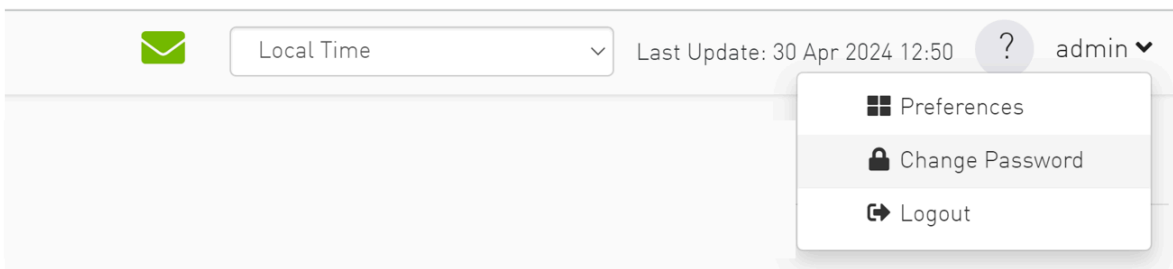
1. Top Bar - Contains local time zone and user information on the top right side of the screen.
2. Sidebar Menu - Contains a taskbar accessible from a sidebar menu on the left side of the screen. For more information on each tab, refer to [UFM Web UI](#).

## Sidebar Menu












## Top Bar

Each user can customize the UFM display, time zone, and date format, change their account password, and manage their preferences. For details, refer to [Set User Preferences](#).



# Sidebar Menu

Tab Icon	Description
 Dashboard	Provides a summary view of the fabric status.
 Network Map	Provides a hierarchical topology view of the fabric.
 Managed Elements	Provides information on all fabric devices. This information is presented in a table format.
 Logical Elements	Provides information on all logical servers. This information is presented in a table format.
 Events & Alarms	Provides information on the events & alarms generated by the system.
 Telemetry	Enables establishing monitoring sessions on devices or ports.
 System Health	Enables running and viewing fabric reports, UFM reports, and system logs. You can also back up UFM configuration files.
 Jobs	Provides information on all jobs created, as a result of UFM actions.
 Settings	Enables configuring UFM server and UFM fabric settings, including events policy, device access, network management, subnet manager, and user management

© Copyright 2024, NVIDIA. PDF Generated on 06/06/2024